

DAILY REPORT

9/24/2020

(Data from Wednesday, September 23, 2020)

SINGLE ADULTS	
Drop-in Center Clients Served	425
Drop-in Center Overnight Census	147
Faith Bed Census	42
Outreach Contacts	321
Outreach Placements	18
Safe Haven Utilization	1087
Veterans In Short-term Housing	237
Criminal Justice Short-term Housing	111

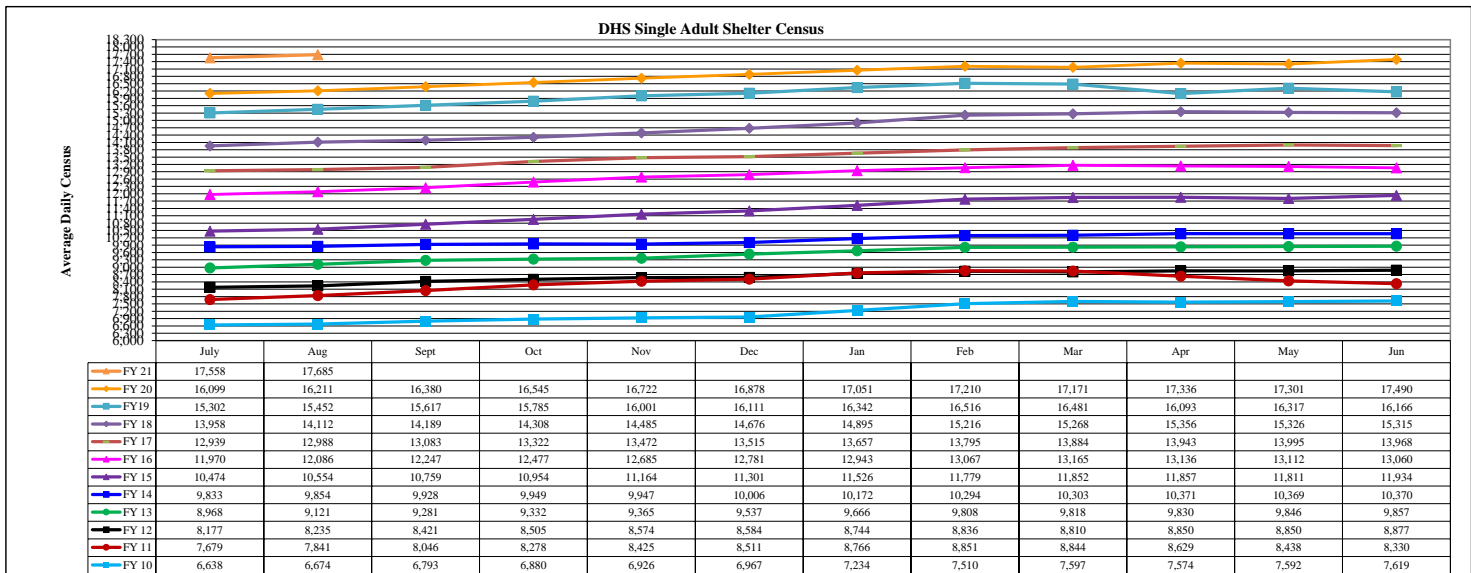
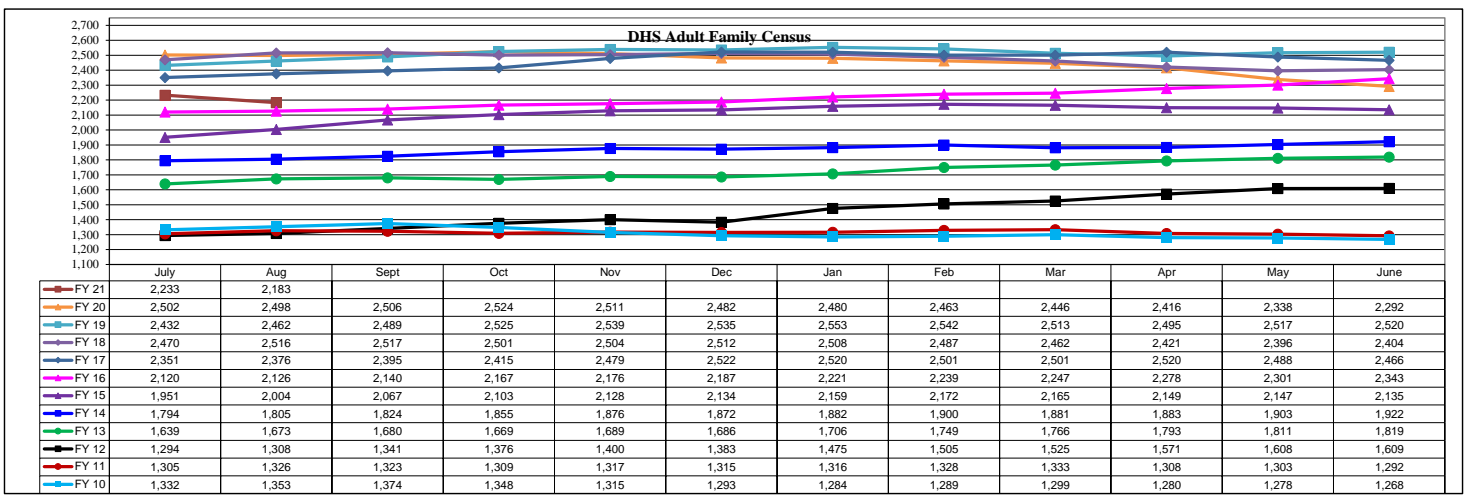
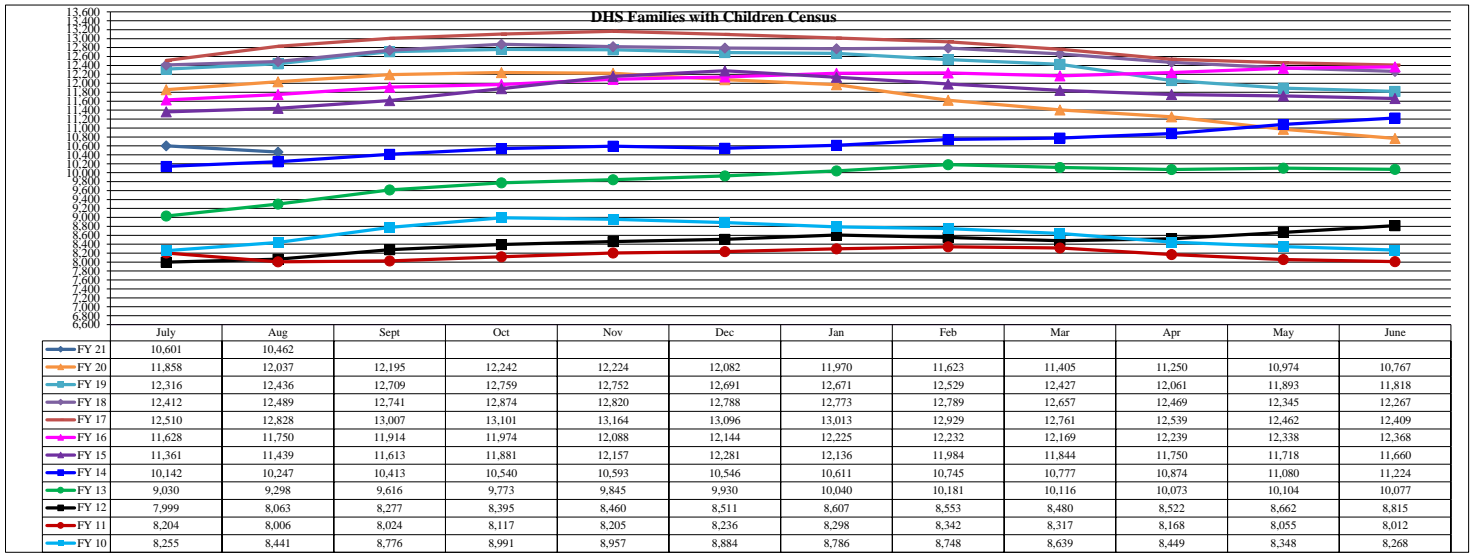
FAMILY INTAKE	
Families Requesting Temporary Housing at PATH	130
Adult Families Requesting Temporary Housing at AFIC	29
Families Placed in Overnight Accommodations	0
Families w/children at PATH Overnight (pre 10PM)	0

TOTAL SHELTER CENSUS	
Adults	35,923
Children	18,250
Total Individuals	54,173

SINGLE ADULTS	
Men	13,293
Women	4,546
Total Single Adults	17,839

FAMILIES WITH CHILDREN CENSUS	
Families	10,334
Adults	13,654
Children	18,250
Individuals	31,904

ADULT FAMILIES CENSUS	
Families	2,096
Individuals (Adults)	4,430



*Due to data conversion the average monthly census for December 2011 and January 2012 for Families with Children and Adult Families is based upon data for a partial month.