

DAILY REPORT

9/23/2020

(Data from Tuesday, September 22, 2020)

SINGLE ADULTS	
Drop-in Center Clients Served	323
Drop-in Center Overnight Census	110
Faith Bed Census	40
Outreach Contacts	265
Outreach Placements	16
Safe Haven Utilization	1096
Veterans In Short-term Housing	228
Criminal Justice Short-term Housing	110

5 of 6 sites reported
 5 of 6 sites reported
 5 of 6 sites reported

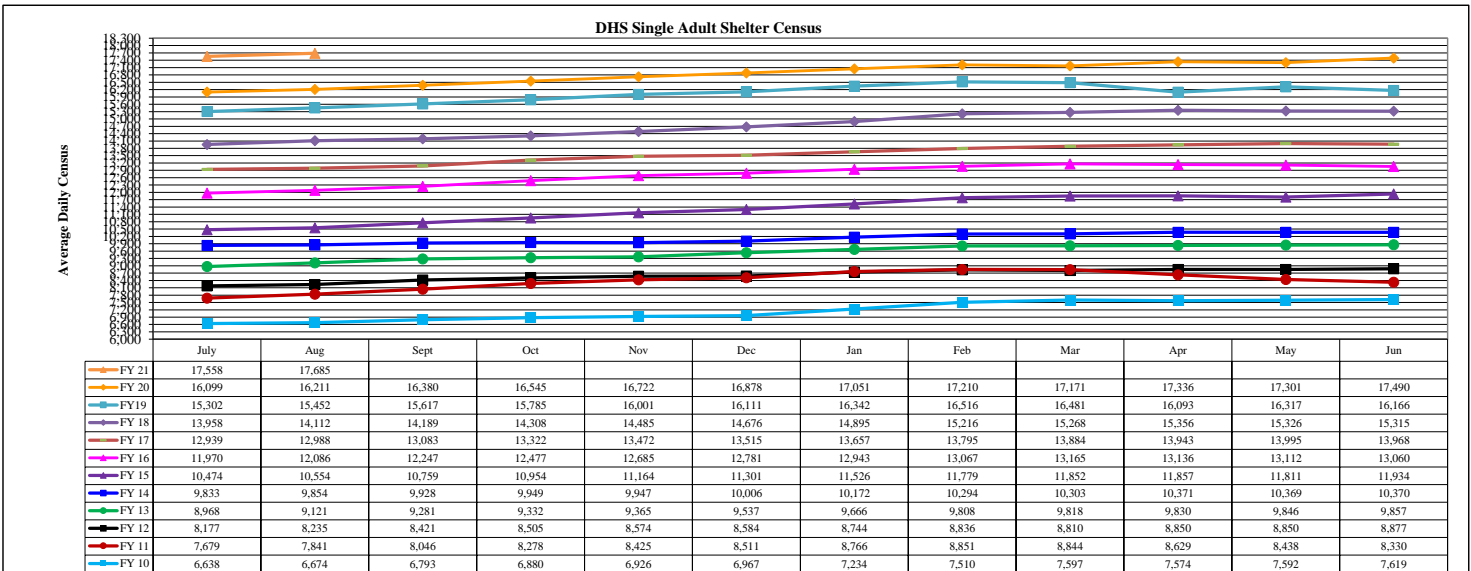
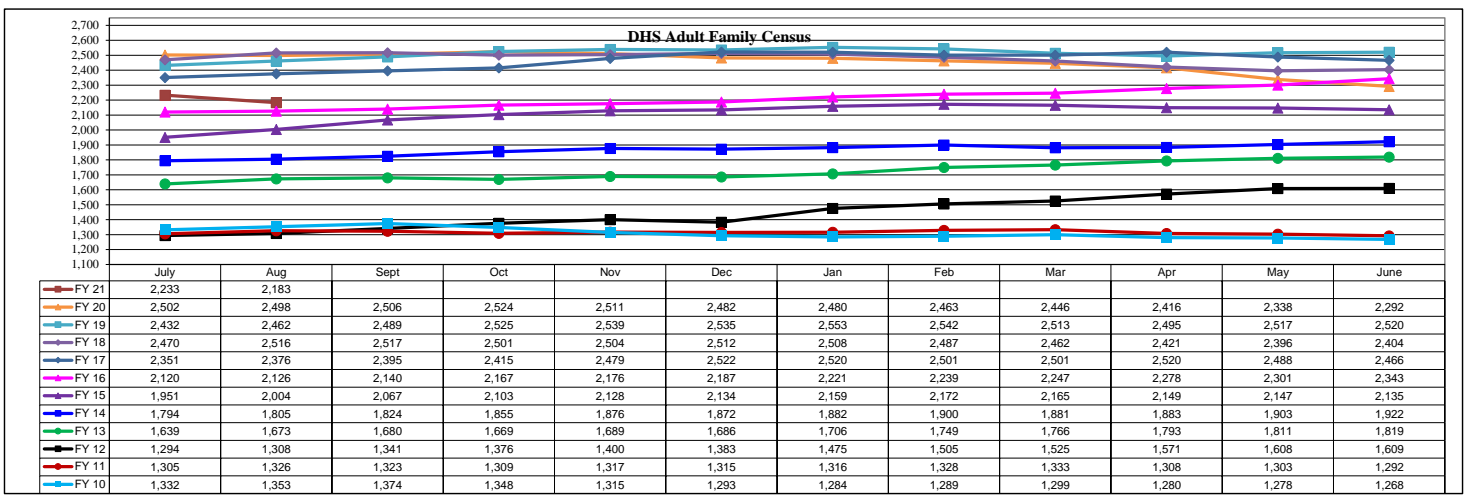
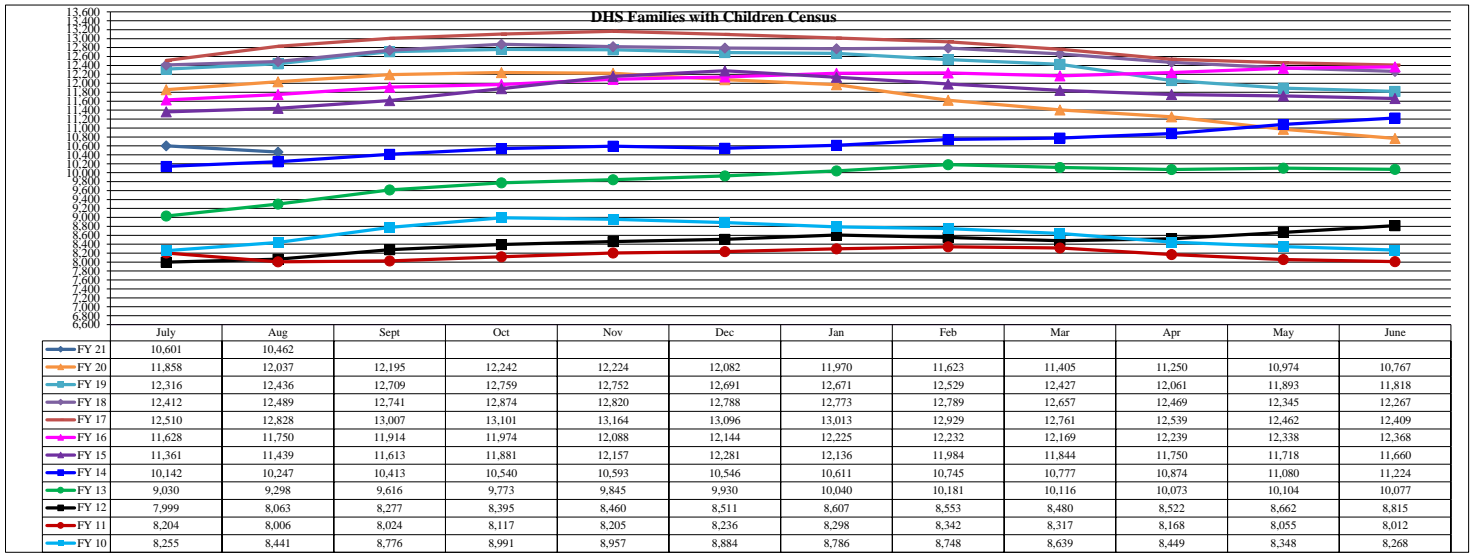
FAMILY INTAKE	
Families Requesting Temporary Housing at PATH	121
Adult Families Requesting Temporary Housing at AFIC	23
Families Placed in Overnight Accommodations	0
Families w/children at PATH Overnight (pre 10PM)	0

TOTAL SHELTER CENSUS	
Adults	36,024
Children	18,300
Total Individuals	54,324

SINGLE ADULTS	
Men	13,327
Women	4,565
Total Single Adults	17,892

FAMILIES WITH CHILDREN CENSUS	
Families	10,358
Adults	13,689
Children	18,300
Individuals	31,989

ADULT FAMILIES CENSUS	
Families	2,101
Individuals (Adults)	4,443



*Due to data conversion the average monthly census for December 2011 and January 2012 for Families with Children and Adult Families is based upon data for a partial month.