



BILL DE BLASIO
MAYOR

CIVILIAN COMPLAINT REVIEW BOARD
100 CHURCH STREET 10th FLOOR
NEW YORK, NEW YORK 10007 ♦ TELEPHONE (212) 912-7235
www.nyc.gov/ccrb



FREDERICK DAVIE
ACTING CHAIR

Executive Director's Monthly Report
January 2018
(Statistics for December 2017)

Contents

Executive Summary	2
Glossary	3
Complaints Received	4
CCRB Cases Received By Borough and Precinct	5
Allegations Received	7
CCRB Docket	10
Closed Cases	12
Resolving Cases	12
Dispositions / Case Abstracts	13
Dispositions - Full Investigations	15
Dispositions - All CCRB Cases	16
Dispositions - Allegations	17
Substantiation Rates	19
Substantiation Rates and Video	19
Board Discipline Recommendations for Substantiated Complaints	21
Board Discipline Recommendations for Substantiated Allegations	23
Truncations	25
Complaints by PSA	26
Mediation Unit	28
Administrative Prosecution Unit	30
NYPD Discipline	31
Appendix	36

Executive Summary

The Civilian Complaint Review Board (“CCRB”) is an independent municipal Agency that investigates complaints of NYPD misconduct. Every month, the CCRB prepares an Executive Director report for its public meeting. Data for December 2017 included the following highlights:

- 1) Of the cases in the CCRB active docket, 84% have been open for 4 months or fewer, and 97% have been open for 7 months or fewer (page 10). In December, the CCRB opened 320 new cases (page 4), and currently has a docket of 1,323 cases (page 11).
- 2) The CCRB substantiated allegations in 7% of its fully investigated cases (page 15).
- 3) The CCRB fully investigated 14% of the cases it closed in December (page 12) and resolved (fully investigated, mediated or attempted mediation) 28% of the cases it closed (page 12). The Agency's truncation rate is 72% (page 12). This is primarily driven by uncooperative complainants/victims, or witnesses.
- 4) For December, investigations using video evidence resulted in substantiated allegations in 7% of cases - compared to 7% of cases in which video was not available (page 19-20).
- 5) The Monthly Report includes a breakdown of complaints and substantiations by NYPD precinct and borough of occurrence (pages 5-6).
- 6) In December the Police Commissioner finalized 7 decisions against police officers in Administrative Prosecution Unit (APU) cases; 2 were guilty verdicts won by the APU (page 30). The CCRB's APU prosecutes the most serious allegations of misconduct. The APU conducted 35 trials against members of the NYPD year-to-date; 1 trial was conducted against respondent officers in December.

Finally, the Monthly Report contains a Table of Contents, Glossary, and Appendix, all meant to assist readers in navigating this report. The CCRB is committed to producing monthly reports that are valuable to the public, and welcomes feedback on how to make its data more accessible.

Glossary

In this glossary we have included a list of terms that regularly appear in our reports.

Allegation: An allegation is a specific act of misconduct. The same “complaint” can have multiple allegations – excessive force and discourteous language, for example. Each allegation is reviewed separately during an investigation.

APU: The Administrative Prosecution Unit is the division of the CCRB that has prosecuted “charges” cases since April 2013, after the signing of a 2012 Memorandum of Understanding between the CCRB and NYPD.

Board Panel: The “Board” of the CCRB has 13 members. Of the 13 members, five are chosen by the Mayor, five are chosen by the City Council, and three are chosen by the Police Commissioner. Following a completed investigation by the CCRB staff, three Board members, sitting as a Board Panel, will make a finding on whether misconduct occurred and will make a recommendation on what level of penalty should follow.

Case/Complaint: For the purposes of CCRB data, a “case” or “complaint” is defined as any incident within the Agency’s jurisdiction, brought to resolution by the CCRB. Cases/Complaints thus include truncations, fully investigated or ongoing cases, mediations, and completed investigations pending Board Panel review.

Disposition: The Board’s finding as to the outcome of a case (i.e. if misconduct occurred).

FADO: Under the City Charter, the CCRB has jurisdiction to investigate the following categories of police misconduct: Force, Abuse of Authority, Discourtesy, and Offensive Language, collectively known as “FADO”.

Intake: CCRB’s intake team initially handles complaints from the public. Intake takes complaints that come via live phone calls, voicemails, an online complaint form, or in-person.

Investigation: CCRB investigators gather evidence and interview witnesses to prepare reports on misconduct allegations. An investigation ends when a closing report is prepared detailing the evidence and legal analysis, and the case is given to the Board for disposition.

Mediation: A complainant may mediate his or her case with the subject officer, in lieu of an investigation, with the CCRB providing a neutral, third-party mediator.

Truncation: When a complaint is withdrawn or there is no complainant/victim available for an interview, the investigation is “truncated.”

Complaints Received

The CCRB’s Intake team processes misconduct complaints from the public and referrals from the NYPD. Under the New York City Charter, the CCRB’s jurisdiction is limited to allegations of misconduct related to Force, Abuse of Authority, Discourtesy and Offensive Language. All other complaints are referred to the appropriate agency. Figure 1 refers to all complaints that the CCRB receives and Figures 2 and 3 refer to new cases that remain with the Agency. In December 2017, the CCRB initiated 320 new complaints.

Figure 1: Total Intake by Month (January 2016 - December 2017)

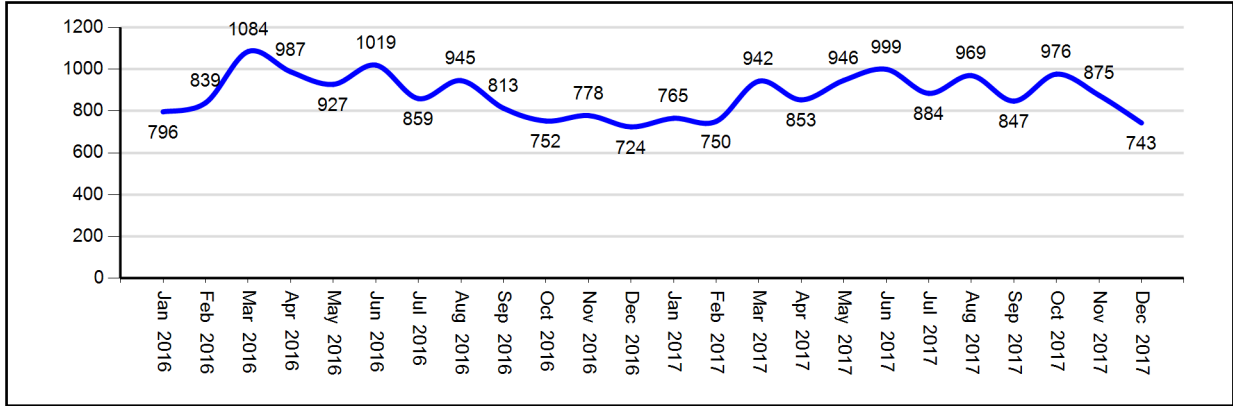


Figure 2: New CCRB Complaints by Month (January 2016 - December 2017)

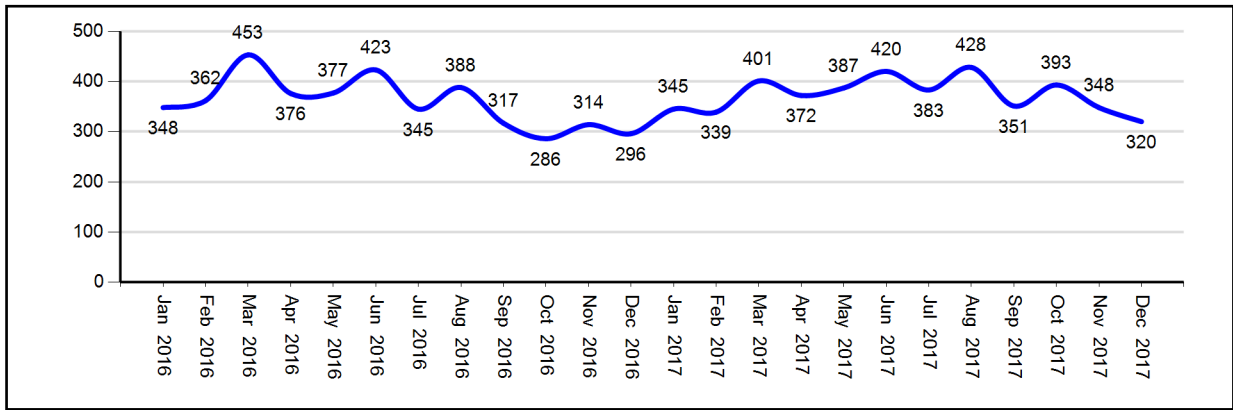
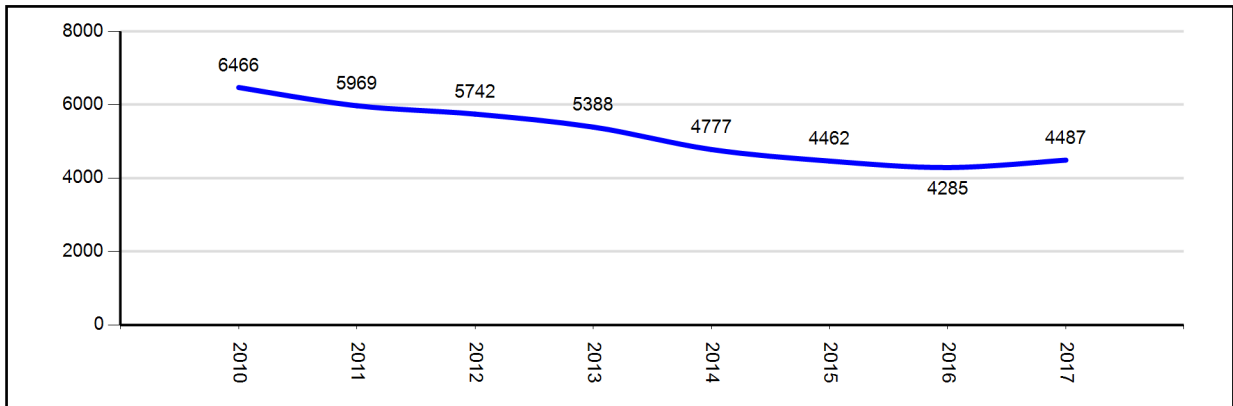


Figure 3: New CCRB Complaints by Year (YTD 2010 - 2017)



CCRB Cases Received by Borough and Precinct

Of the five boroughs, the largest number of misconduct complaints stemmed from incidents occurring in Brooklyn, followed by Manhattan. The 44th Precinct had the highest number at 14 incidents.

Figure 4: CCRB Complaints Received By Borough of Occurrence (December 2017)

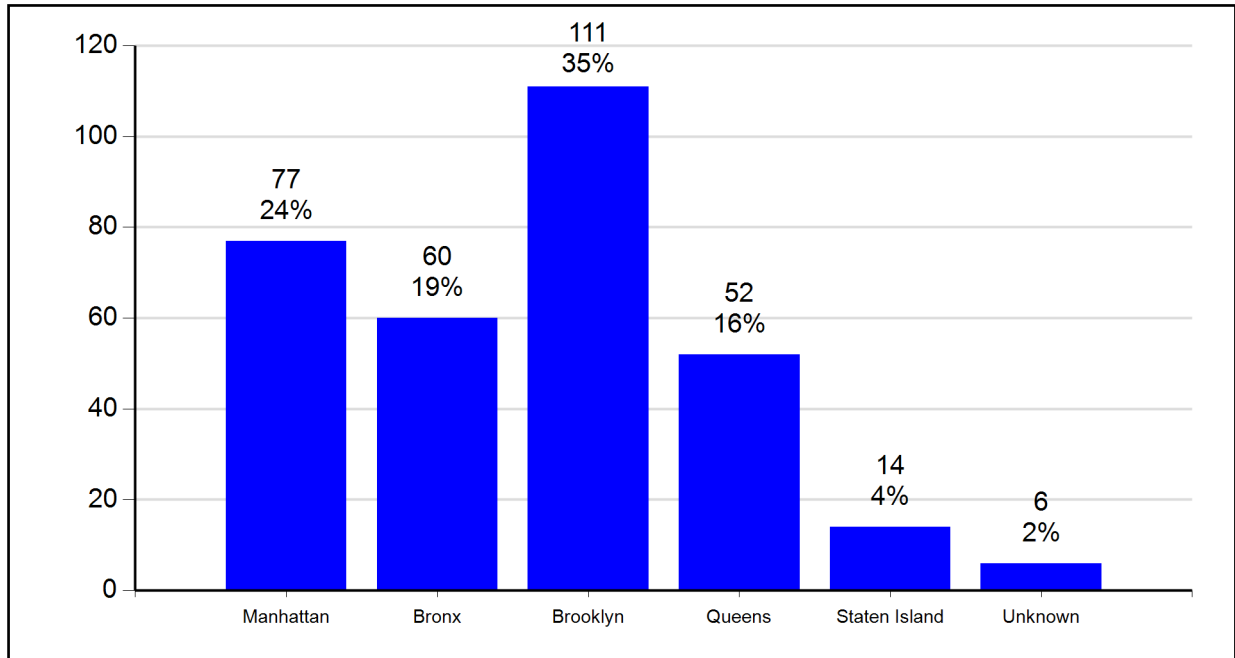


Figure 5: CCRB Complaints Received By Borough of Occurrence (YTD 2017)

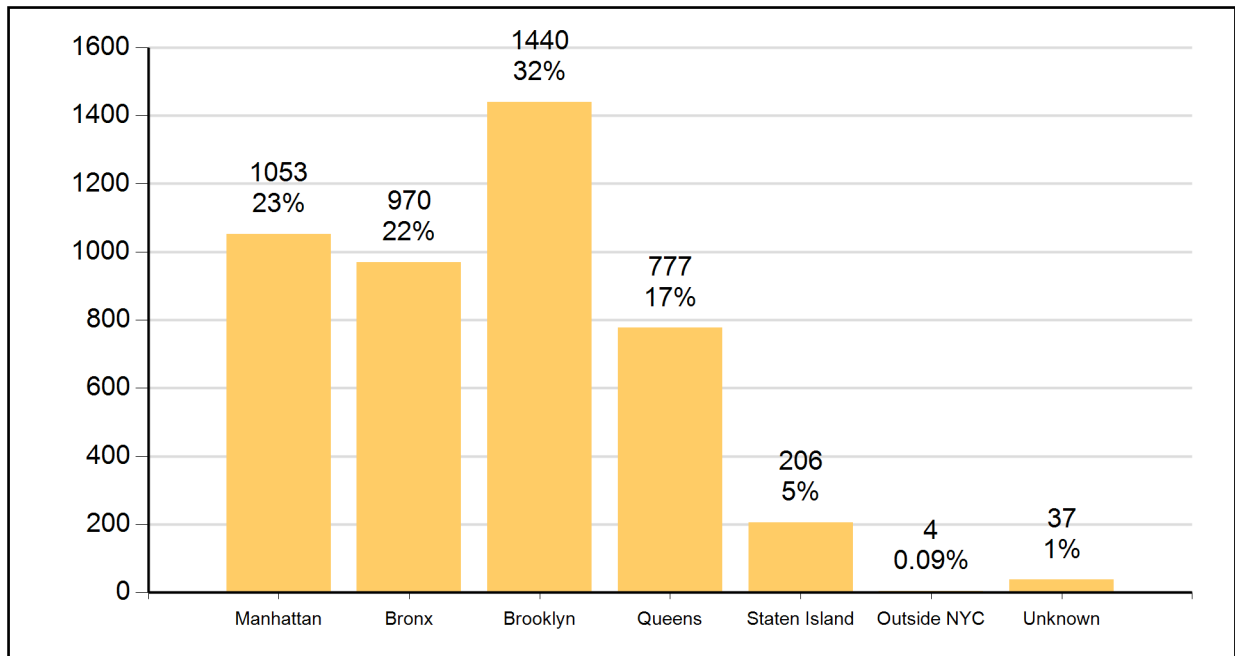


Figure 6: CCRB Complaints Received By Precinct of Occurrence (December 2017)

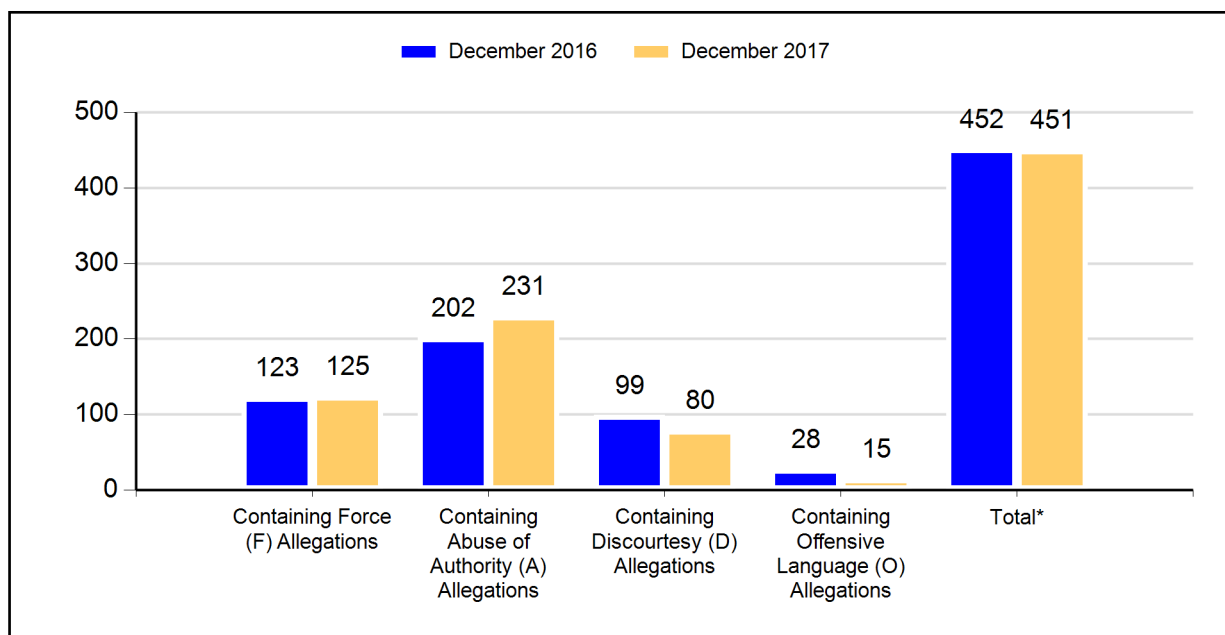
NYPD Precinct of Occurrence*	Number of Complaints	NYPD Precinct of Occurrence*	Number of Complaints
1	1	67	9
5	3	68	4
6	3	69	6
7	2	70	3
9	6	71	9
10	4	72	2
14	5	73	5
17	2	75	13
18	6	76	5
19	1	77	6
20	2	78	3
23	6	79	6
24	3	81	6
25	4	83	3
26	2	84	6
28	7	88	1
30	3	90	3
32	6	94	1
33	1	100	2
34	4	101	2
40	4	102	4
41	3	103	4
42	7	104	1
43	5	105	6
44	14	106	5
45	3	107	3
46	3	108	3
47	5	109	1
48	6	110	2
49	1	111	3
50	4	112	2
52	6	113	4
60	2	114	5
61	3	115	7
62	7	120	6
63	5	121	2
66	1	122	5
		123	1
		Unknown	11

*These figures track where an incident occurred, not necessarily the Command of the officer. Please review Figures 62A-62Q for Command Level data for cases closed in 2017.

Allegations Received

As described in the previous section, the CCRB has jurisdiction over four categories of NYPD misconduct. In comparing December 2016 to December 2017, the number of complaints containing an allegation of Force is up, Abuse of Authority complaints are up, Discourtesy are down and Offensive Language are down. Figures for the year-to-date comparison show that in 2017, complaints containing an allegation of Force are down, Abuse of Authority are up, Discourtesy are up and Offensive Language are up.

Figure 7: CCRB Complaints Received By Type of Allegation (December 2016 vs. December 2017)



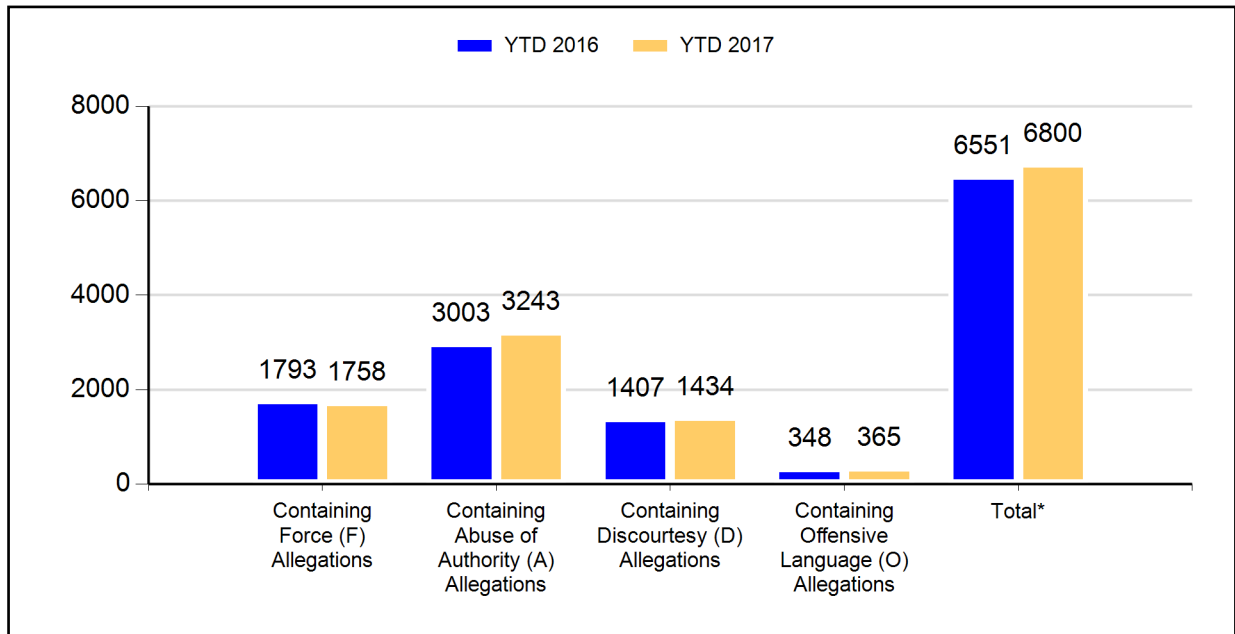
*This is the total of distinct FADO allegation types in complaints received.

Figure 8: CCRB Complaints Received By Type of Allegation (% of Complaints)

	December 2016		December 2017		Change	% Change
	Count	% of Total Complaints	Count	% of Total Complaints		
Force (F)	123	42%	125	39%	2	2%
Abuse of Authority (A)	202	68%	231	72%	29	14%
Discourtesy (D)	99	33%	80	25%	-19	-19%
Offensive Language (O)	28	9%	15	5%	-13	-46%
Total FADO Allegations	452		451		-1	0%
Total Complaints	296		320		24	8%

Note: the number of allegations in recently received complaints typically grows somewhat as the complaints are investigated.

Figure 9: CCRB Complaints Received By Type of Allegation (YTD 2016 vs. YTD 2017)



*This is the total of distinct FADO allegation types in complaints received.

Figure 10: CCRB Complaints Received By Type of Allegation YTD (% of Complaints)

	YTD 2016		YTD 2017		Change	% Change
	Count	% of Total Complaints	Count	% of Total Complaints		
Force (F)	1793	42%	1758	39%	-35	-2%
Abuse of Authority (A)	3003	70%	3243	72%	240	8%
Discourtesy (D)	1407	33%	1434	32%	27	2%
Offensive Language (O)	348	8%	365	8%	17	5%
Total FADO Allegations	6551		6800		249	4%
Total Complaints	4285		4487		202	5%

Note: the number of allegations in recently received complaints typically grows somewhat as the complaints are investigated.

Figure 11: Total Allegations (% of Total Allegations)

	December 2016		December 2017		Change	% Change
	Count	% of Total Allegations	Count	% of Total Allegations		
Force (F)	212	22%	201	24%	-11	-5%
Abuse of Authority (A)	561	59%	509	62%	-52	-9%
Discourtesy (D)	143	15%	95	12%	-48	-34%
Offensive Language (O)	35	4%	17	2%	-18	-51%
Total Allegations	951		822		-129	-14%
Total Complaints	296		320		24	8%

Figure 12: Total Allegations YTD (% of Total Allegations)

	YTD 2016		YTD 2017		Change	% Change
	Count	% of Total Allegations	Count	% of Total Allegations		
Force (F)	3519	26%	3578	23%	59	2%
Abuse of Authority (A)	7562	56%	9174	60%	1612	21%
Discourtesy (D)	1965	15%	2089	14%	124	6%
Offensive Language (O)	415	3%	478	3%	63	15%
Total Allegations	13461		15319		1858	14%
Total Complaints	4285		4487		202	5%

The number of allegations in recently received complaints typically grows as the complaints are investigated.

CCRB Docket

As of the end of December 2017, 83% of active CCRB cases are fewer than five months old, and 96% active cases have been open for fewer than eight months.

Figure 13: Age of Active Cases Based on Received Date (December 2017)

Case Age Group	Count	% of Total
Cases 0-4 Months	992	82.8%
Cases 5-7 Months	161	13.4%
Cases 8-11 Months	35	2.9%
Cases 12-18 Months*	4	0.3%
Cases Over 18 Months**	6	0.5%
Total	1198	100%

*12-18 Months: 2 cases that were reopened; 1 case that was on DA Hold.

**Over18 Months: 1 case that was reopened; 5 cases that were on DA Hold.

Figure 14: Age of Active Cases Based on Incident Date (December 2017)

	Count	% of Total
Cases 0-4 Months	905	75.5%
Cases 5-7 Months	194	16.2%
Cases 8-11 Months	69	5.8%
Cases 12-18 Months*	20	1.7%
Cases Over 18 Months**	10	0.8%
Total	1198	100%

*12-18 Months: 2 cases that were reopened; 2 cases that were on DA Hold.

**Over18 Months: 1 case that was reopened; 6 cases that were on DA Hold.

An active case is here defined as an investigation; cases in mediation are excluded.

Figure 15: Number of Active Investigations (January 2016 - December 2017)

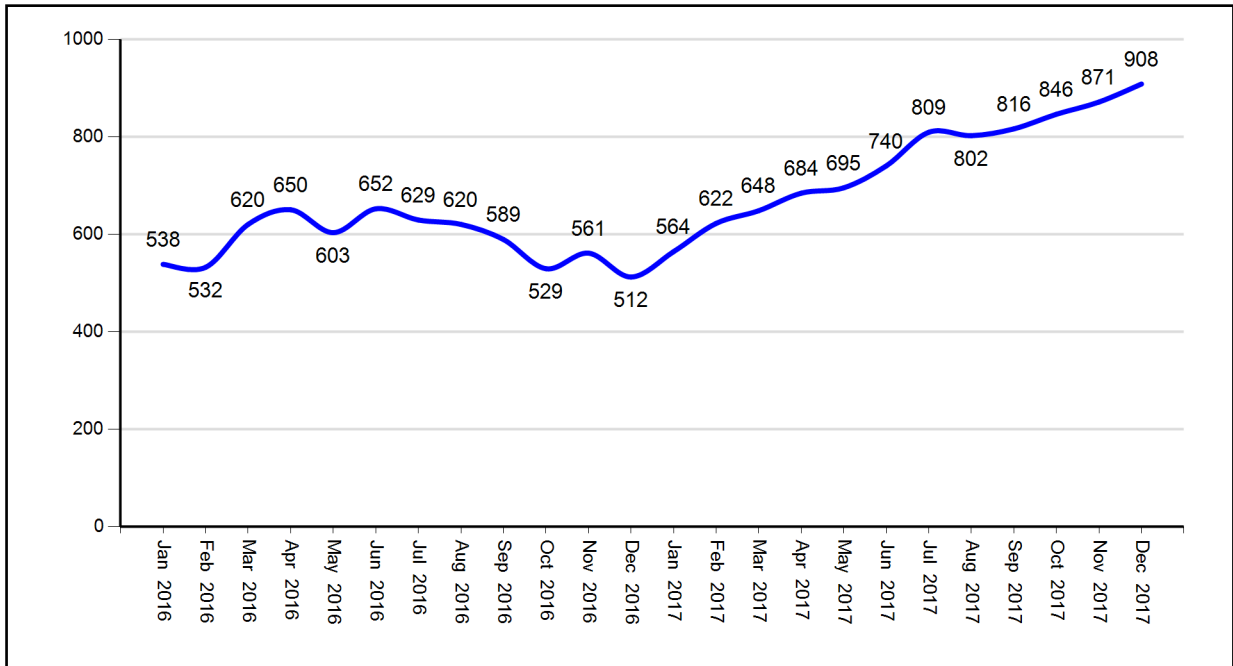


Figure 16: Open Docket Analysis

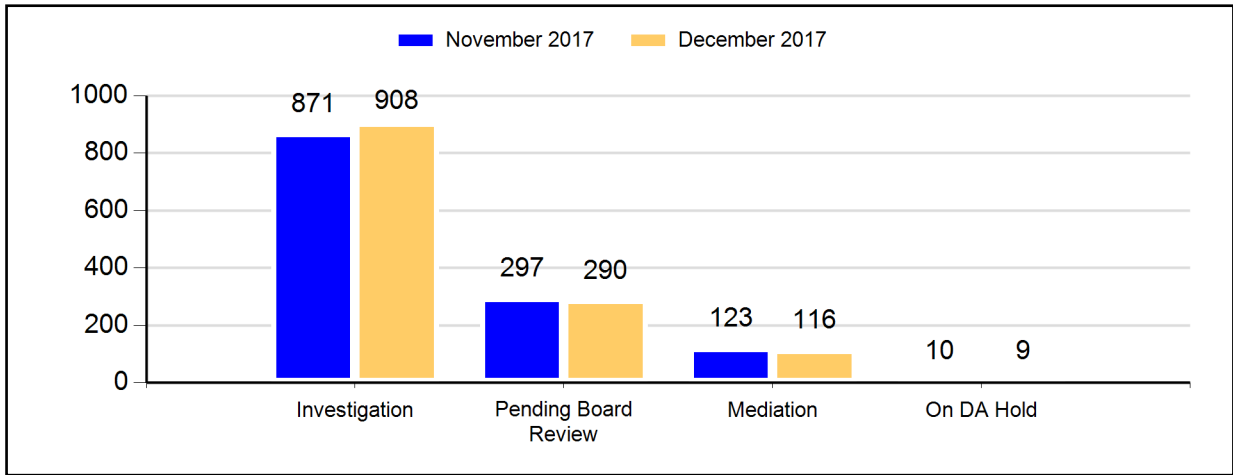


Figure 17: Open Docket Analysis with % Change

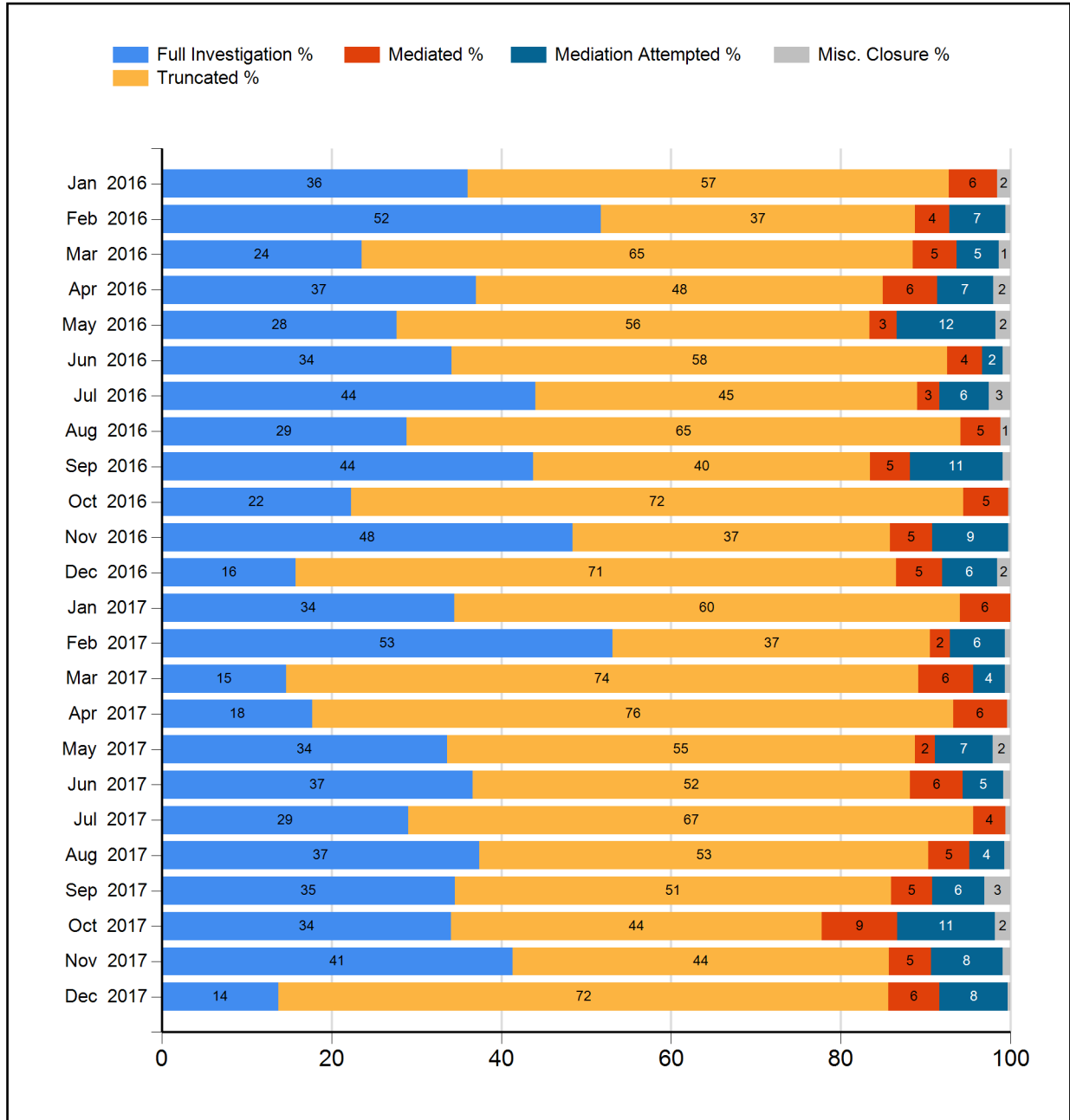
	November 2017		December 2017		Change	% Change
	Count	% of Total	Count	% of Total		
Investigations	871	67%	908	69%	37	4%
Pending Board Review	297	23%	290	22%	-7	-2%
Mediation	123	9%	116	9%	-7	-6%
On DA Hold	10	1%	9	1%	-1	-10%
Total	1301		1323		22	2%

Closed Cases

Resolving Cases

In December 2017, the CCRB fully investigated 14% of the cases it closed, and resolved (fully investigated, mediated or mediation attempted) 28% of the cases it closed.

Figure 18: Case Resolutions (January 2016 - December 2017) (%)



Dispositions

Cases fully investigated by the CCRB generally receive one of five outcomes:

- If the alleged misconduct is found to have occurred, based on the preponderance of the evidence, the allegation is **substantiated**.
- If there is not enough evidence to determine whether or not the alleged misconduct occurred, the allegation is **unsubstantiated**.
- If the preponderance of the evidence suggests that the event or alleged act did not occur, the allegation is **unfounded**.
- If the event did occur, but was not improper by a preponderance of evidence, the allegation is **exonerated**.
- If the CCRB was unable to identify any of the officers accused of misconduct, the case is closed as **officer unidentified**.

Additionally, a case might be **mediated**, with the subject officer and complainant discussing the incident in the presence of a neutral third-party moderator, or closed as **mediation attempted**, the designation for a case in which both the officer and the civilian agree to mediate, but the civilian fails to appear twice for the scheduled mediation session or fails to respond to attempts to schedule a mediation session. Finally, a case that cannot be fully investigated due to victim/complainant unavailability or lack of cooperation is **truncated**.

Case Abstracts

The following case abstracts are taken from complaints closed this month and serve as examples of what the different CCRB dispositions mean in practice:

1. Substantiated

Officers approached nine males gathered in a building's interior courtyard. All of the officers stated that the only factors that contributed to their decision to approach the court yard was that it was in a high-crime area. The officers approached the men and asked them questions; at least one individual was asked to provide identification. One of the officers admitted to frisking (and therefore stopping) some of the males in the courtyard. The officer testified to noticing bulges, but could not describe any of the bulges and testified there was never any suspicion that any of the men were armed. As a result, the Board Substantiated the abuse of authority allegations for improper stop and frisk against the officer.

2. Unsubstantiated

Officers responded to an anonymous 911 call about four individuals playing loud music, with one male having a fire arm in his waistband. When the officers approached, one of the individuals turned and began walking towards the house. The officers instructed the individual to stop and remove his hands from his waistband, but he refused and continued walking. The officers followed the individual inside, where he was placed face-down and handcuffed. The individual alleged that the officers had punched him after a struggle in the foyer, however the officers denied any physical contact with the individual, aside from the arrest. The officers took the individual to the hospital because he complained of general pain, and he received medical treatment. However, because he was uncooperative with the investigation, CCRB was unable to interview him and obtain his medical records. As a result, the Board Unsubstantiated the alleged use of force allegation.

3. Unfounded

Officers responded to a 911 call from a Deli owner after a dispute with a customer whom he reported had damaged his store and was possibly armed with a knife. The call was categorized as an Emotionally Disturbed Person job. The responding officers found the individual about a block away and placed him in handcuffs. He was frisked and searched. FDNY EMTs were also dispatched to the scene, who after an assessment, decided the individual needed to be removed to the hospital because he was a danger to himself and others. The complainant alleged that officers tripped him and took him down, which caused him to suffer a laceration under his eye, for which he was later treated. The complainant also alleged that one of the officers put his knee on his back, restricting his breathing, and that a detective refused to provide his name and shield number to him and his wife. The complainants allegations were not corroborated by the other officers or civilians on the scene, who all saw him fall, but did not see his legs get kicked out from under him, and all EMTs and officers on the scene testified that minimal force was used to gain compliance from the complainant. No officers or civilians on the scene corroborated the allegation that the detective refused to provide his name and shield. As a result, the Board Unfounded the use of force allegations and failure to provide name and shield.

4. Exonerated

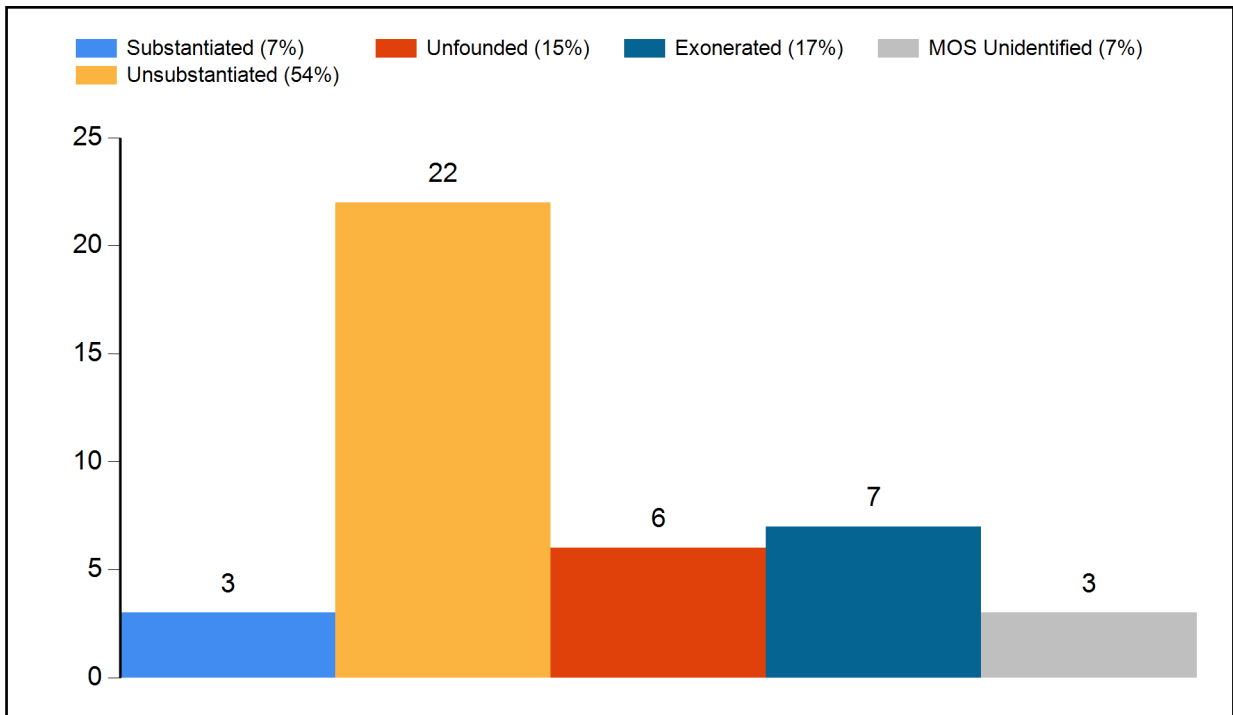
Officers with a valid NYS search warrant for entered and searched an apartment. The warrant allowed them to search the property, arrest one of the individuals who resided at the location, and seize evidence. Officers apprehended the individual named on the warrant who was present in the apartment and seized evidence pursuant to the warrant. Given that the officers executed the warrant in accordance with the law, the entry to the residence, the subsequent search of the premises, and the seizure of property were lawful. As a result, the Board Exonerated the abuse of authority allegations for improper entry and search.

5. Officer Unidentified

The civilian received a phone call from a former tenant informing him that she was at the apartment with a police officer and requesting entry. The civilian arrived at the location where he encountered numerous officers. The civilian called his attorney who instructed him to get the officer's shield number, however when he raised his phone to take a photograph of the officer's shield, the officer allegedly threatened to break his phone. The officer instructed the civilian to let the former tenant into her apartment, and that he would be arrested as soon as a supervisor arrived, if he did not comply. The civilian provided the former tenant access to the apartment; he was not arrested or issued a summons. CCRB identified several potential officers who could have responded to the incident and conducted a photo viewing with the civilian. The civilian was unable to identify the subject officer. As a result, the Board closed the investigation as Officer Unidentified.

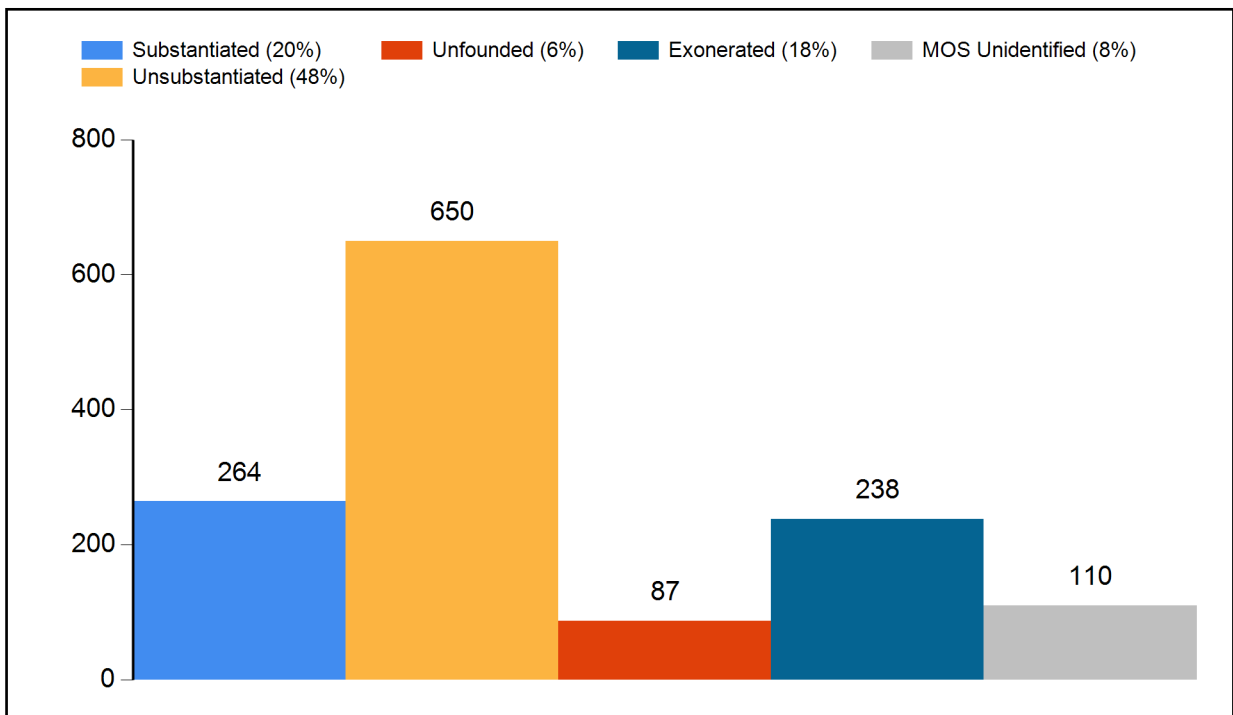
Dispositions - Full Investigations

Figure 19: Disposition Counts of Full Investigations (December 2017)



Due to the reconsideration process, counts are subject to change.

Figure 20: Disposition Counts of Full Investigations (YTD 2017)



Due to the reconsideration process, counts are subject to change.

Dispositions - All CCRB Cases

In addition to full investigations, CCRB cases can also be closed through mediation and truncation. The following table lists all the CCRB case closures for the current month and year-to-date.

Figure 21: Disposition of Cases (2016 vs 2017)

	Dec 2016		Dec 2017		YTD 2016		YTD 2017	
Full Investigations	Count	% of Total	Count	% of Total	Count	% of Total	Count	% of Total
Substantiated	7	14%	3	7%	342	23%	264	20%
Exonerated	11	22%	7	17%	257	17%	238	18%
Unfounded	3	6%	6	15%	139	9%	87	6%
Unsubstantiated	23	47%	22	54%	678	45%	650	48%
MOS Unidentified	5	10%	3	7%	98	6%	110	8%
Total - Full Investigations	49		41		1514		1349	
Mediation Closures	Count	% of Total	Count	% of Total	Count	% of Total	Count	% of Total
Mediated	17	46%	18	43%	208	48%	204	49%
Mediation Attempted	20	54%	24	57%	227	52%	213	51%
Total - ADR Closures	37		42		435		417	
Resolved Case Total	86	28%	83	28%	1949	44%	1766	43%
Truncations / Other Closures	Count	% of Total	Count	% of Total	Count	% of Total	Count	% of Total
Complaint withdrawn	45	20%	51	24%	462	19%	517	22%
Complainant/Victim/Witness uncooperative	128	57%	115	53%	1513	61%	1269	55%
Complainant/Victim/Witness unavailable	44	20%	21	10%	405	16%	349	15%
Victim unidentified	3	1%	3	1%	40	2%	32	1%
Closed - Pending Litigation*	0	0%	25	12%	0	0%	89	4%
Miscellaneous	0	0%	0	0%	3	0%	7	0%
Administrative closure**	5	2%	1	0%	51	2%	37	2%
Total - Other Case Dispositions	225		216		2474		2300	
Total - Closed Cases	311		299		4423		4066	

* Closed - Pending Litigation is a truncation category added in August 2017. It indicates that the complaint was truncated due to the complainant/victim's attorney.

**Administrative closure is a special category that deals with NYPD's Internal Affairs Bureau-referred cases or spin off cases with no complainant/victim, and in which CCRB attempts to locate or identify a complainant/victim has yielded no results.

Dispositions - FADO Allegations

“Allegations” are different than “cases.” A case or complaint is based on an incident and may contain one or more allegations of police misconduct. The allegation substantiation rate is 2% for the month of December 2017, and the allegation substantiation rate is 11% year-to-date. The type of allegation the CCRB is most likely to substantiate is Abuse of Authority – substantiating 4% of such allegations during December 2017, and 14% for the year.

Figure 22: Disposition of Allegations (2016 vs 2017)

	Dec 2016		Dec 2017		YTD 2016		YTD 2017	
	Count	%of Total	Count	%of Total	Count	%of Total	Count	%of Total
Fully Investigated Allegations								
Substantiated	10	4%	4	2%	855	13%	655	11%
Unsubstantiated	96	42%	71	40%	2686	40%	2383	40%
Unfounded	21	9%	20	11%	628	9%	477	8%
Exonerated	59	26%	55	31%	1862	28%	1721	29%
MOS Unidentified	42	18%	26	15%	696	10%	712	12%
Total - Full Investigations	228		176		6727		5948	
Mediation Closures	Count	%of Total	Count	%of Total	Count	%of Total	Count	%of Total
Mediated	44	46%	36	38%	484	47%	465	49%
Mediation Attempted	51	54%	58	62%	549	53%	484	51%
Total - ADR Closures	95		94		1033		949	
Truncations / Other Closures	Count	%of Total	Count	%of Total	Count	%of Total	Count	%of Total
Complaint withdrawn	103	18%	102	21%	908	15%	1115	20%
Complainant/Victim/Witness uncooperative	364	62%	277	57%	3989	67%	3441	61%
Complainant/Victim/Witness unavailable	92	16%	40	8%	855	14%	706	13%
Victim unidentified	17	3%	3	1%	112	2%	82	1%
Closed - Pending Litigation	0	0%	63	13%	0	0%	221	4%
Miscellaneous	0	0%	0	0%	22	0%	27	0%
Administrative closure	8	1%	1	0%	83	1%	55	1%
Total - Other Case Dispositions	584		486		5969		5647	
Total - Closed Allegations	907		757		13731		12547	

Figure 23: Disposition of Allegations By FADO Category (December 2017)

	Substantiated	Unsubstantiated	Exonerated	Unfounded	Officers Unidentified	Total
Force	0 0%	16 30%	19 36%	8 15%	10 19%	53 100%
Abuse of Authority	4 4%	31 34%	35 38%	9 10%	12 13%	91 100%
Discourtesy	0 0%	22 73%	1 3%	3 10%	4 13%	30 100%
Offensive Language	0 0%	2 100%	0 0%	0 0%	0 0%	2 100%
Total	4 2%	71 40%	55 31%	20 11%	26 15%	176 100%

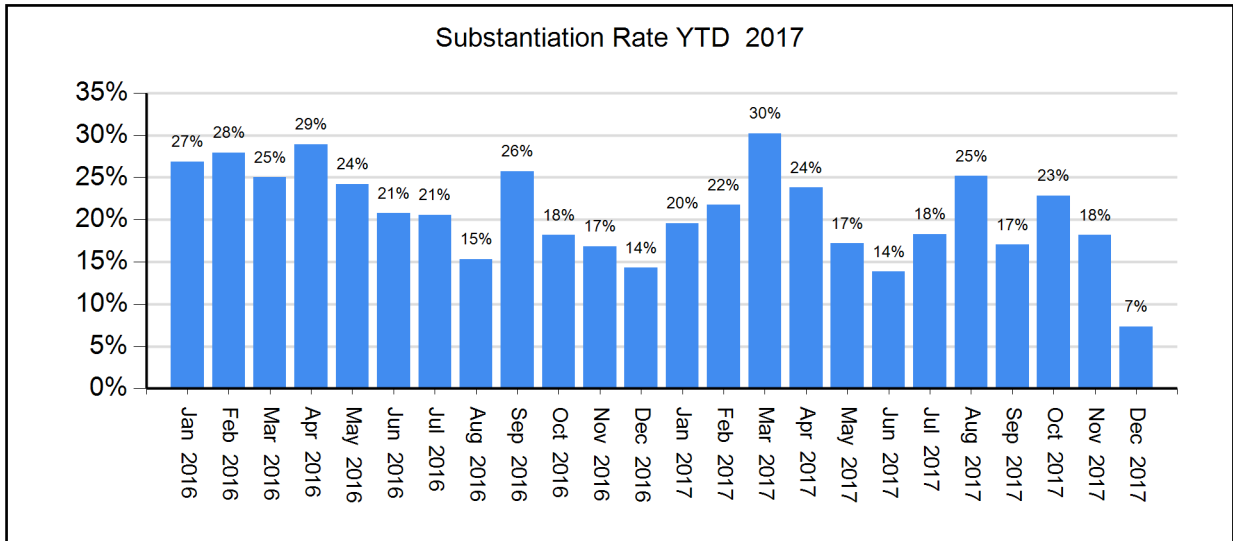
Figure 24: Disposition of Allegations By FADO Category (YTD 2017)

	Substantiated	Unsubstantiated	Exonerated	Unfounded	Officers Unidentified	Total
Force	83 6%	449 32%	518 37%	213 15%	156 11%	1419 100%
Abuse of Authority	489 14%	1226 36%	1173 34%	158 5%	390 11%	3436 100%
Discourtesy	69 8%	585 67%	30 3%	73 8%	120 14%	877 100%
Offensive Language	14 7%	123 63%	0 0%	33 17%	26 13%	196 100%
Total	655 11%	2383 40%	1721 29%	477 8%	692 12%	5928 100%

Substantiation Rates

The December 2017 case substantiation rate was 7%.

Figure 25: Percentage of Cases Substantiated (January 2016 - December 2017)

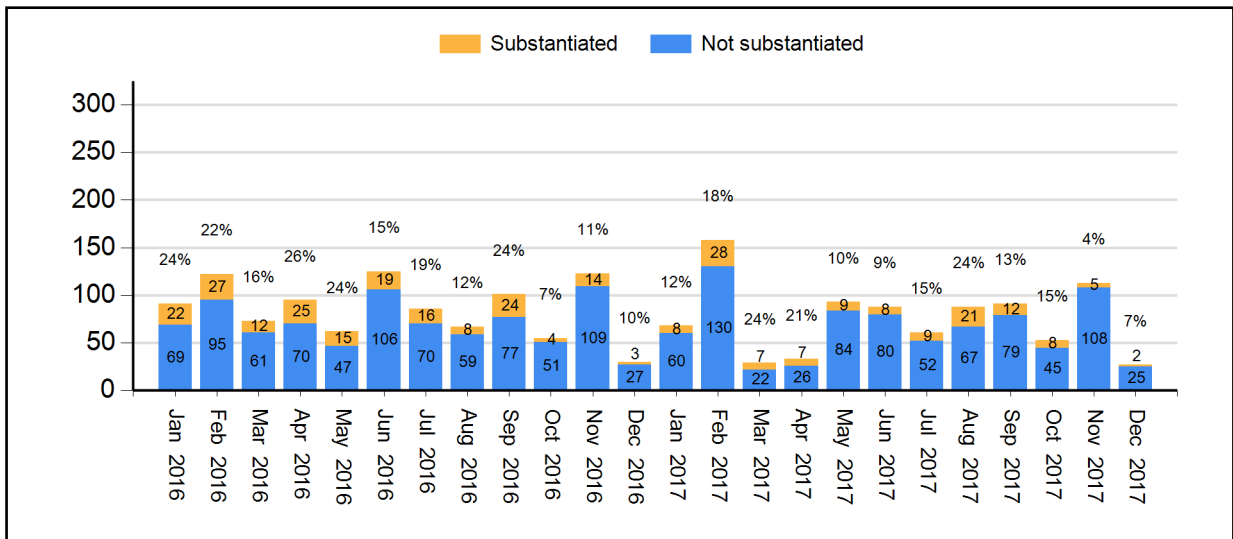


Due to the reconsideration process, counts are subject to change.

Substantiation Rates and Video

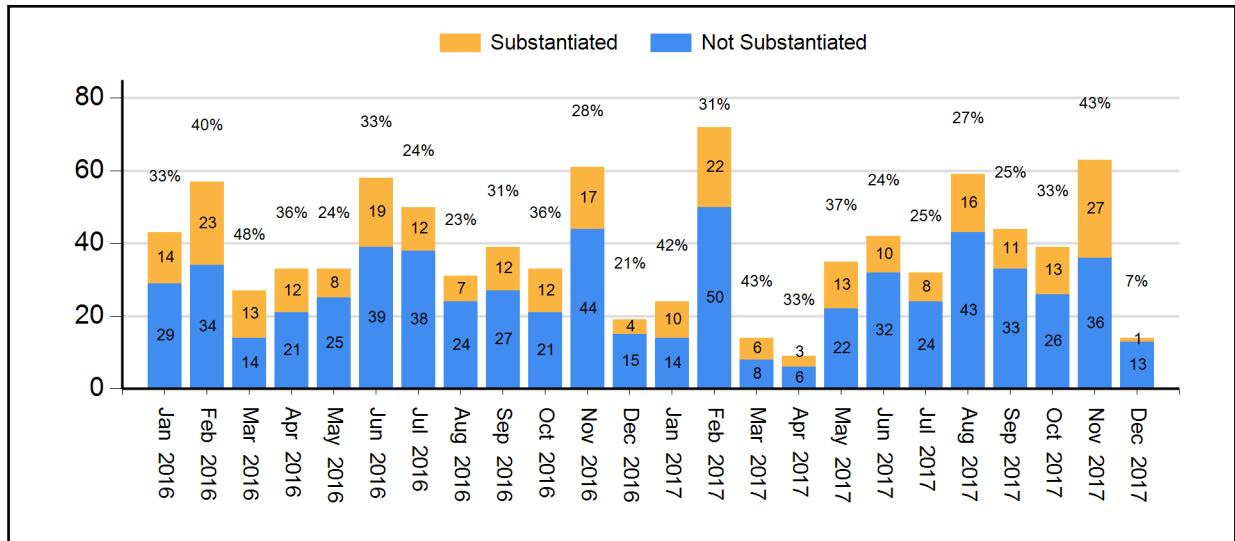
In general, investigations relying on video evidence from security cameras or personal devices result in much higher substantiation rates.

Figure 26: Substantiation Rates for Full Investigations without Video (Jan 2017 - Dec 2017) (% substantiated shown)



Due to the reconsideration process, counts are subject to change.

Figure 27: Substantiation Rates for Full Investigations with Video (Jan 2017 - Dec 2017)
 (% substantiated shown)



Due to the reconsideration process, counts are subject to change.

Board Discipline Recommendations for Substantiated Complaints

After a CCRB investigative team has completed its investigation and recommended the substantiation of a complaint against an officer, a panel of three Board members determines whether to substantiate the allegation and make a disciplinary recommendation.

- “Charges and Specifications” are the most severe form of discipline. A decision to assign Charges commences a process that may result in an administrative trial in the NYPD Trial Room. An officer may lose vacation days, be suspended, or be terminated from the Department if the officer is found guilty.
- “Instructions” or “Formalized Training” are the least severe discipline, often recommended for officers who misunderstand a policy. This determination results in training at the command level (Instructions) or training at the Police Academy or NYPD Legal Bureau (Formalized Training).
- “Command Discipline” is recommended for misconduct that is moderately serious, but does not rise to the level of that associated with Charges. An officer can lose up to ten vacation days as a result of a Command Discipline.
- When the Board has recommended Instructions, Formalized Training or Command Discipline, the case is sent to the NYPD Commissioner to impose training and/or other penalties. Cases where the Board recommends charges are prosecuted by the CCRB’s Administrative Prosecution Unit.

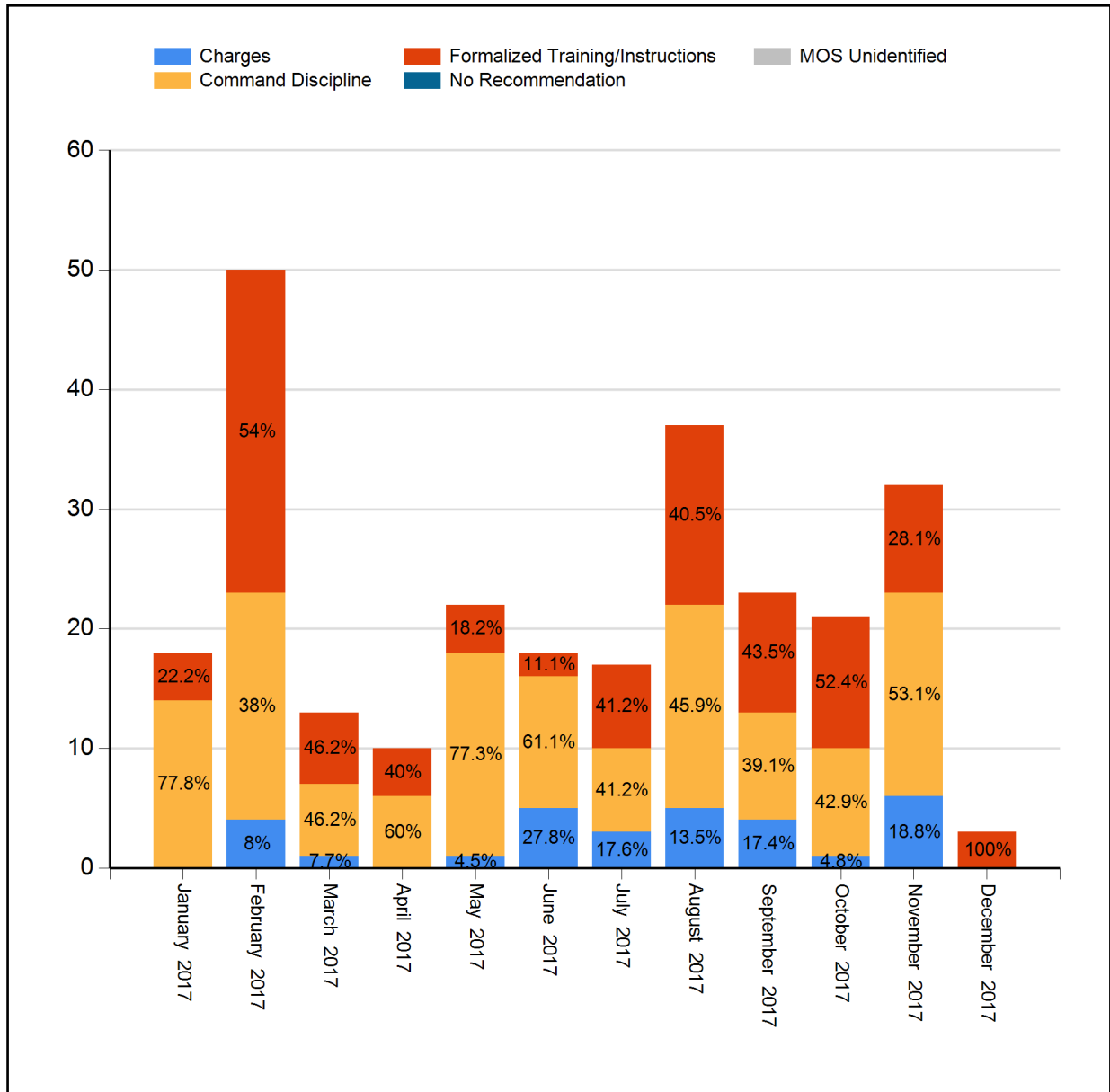
Figure 28: Board Discipline Recommendations For Substantiated Complaints*
(Dec 2016, Dec 2017, YTD 2016, YTD 2017)

Disposition	December 2016		December 2017		YTD 2016		YTD 2017	
	Count	%of Total	Count	%of Total	Count	%of Total	Count	%of Total
Charges	1	14%	0	0%	42	12%	30	11%
Command Discipline	4	57%	0	0%	148	43%	132	50%
Formalized Training	2	29%	2	67%	128	37%	57	22%
Instructions	0	0%	1	33%	24	7%	45	17%
MOS Unidentified	0	0%	0	0%	0	0%	0	0%
Total	7		3		342		264	

Due to the reconsideration process, counts are subject to change.

* A complaint containing a number of substantiated allegations against a number of different officers will typically generate a variety of different disciplinary recommendations. To determine the disciplinary recommendation associated with the complaint as a whole, the CCRB uses the most severe disciplinary recommendation made. The order of severity is: 1) Charges 2) Command Discipline 3) Formalized Training 4) Instructions.

Figure 29: Board Discipline Recommendations For Substantiated Complaints* (2017)



Due to the reconsideration process, counts are subject to change.

* A complaint containing a number of substantiated allegations against a number of different officers will typically generate a variety of different disciplinary recommendations. To determine the disciplinary recommendation associated with the complaint as a whole, the CCRB uses the most severe disciplinary recommendation made. The order of severity is: 1) Charges 2) Command Discipline 3) Formalized Training 4) Instructions.

Board Discipline Recommendations for Officers with Substantiated Allegations

A substantiated CCRB complaint may generate multiple substantiated allegations against multiple officers. Each substantiated allegation will carry its own discipline recommendation from the CCRB Board.

The following table presents the number of officers against whom discipline recommendations have been made as a result of a substantiated CCRB complaint. Where there are multiple substantiated allegations with multiple disciplinary recommendations for an officer in a complaint, the most severe disciplinary recommendation is used to determine the overall recommendation for that officer.

Figure 30: Board Discipline Recommendations for Officers with Substantiated Allegations*
(Dec 2016, Dec 2017, YTD 2016, YTD 2017)

Disposition	December 2016		December 2017		YTD 2016		YTD 2017	
	Count	%of Total	Count	%of Total	Count	%of Total	Count	%of Total
Charges	1	12.5%	0	0%	59	11.5%	40	10.9%
Command Discipline	4	50%	0	0%	222	43.3%	189	51.5%
Formalized Training	3	37.5%	2	66.7%	203	39.6%	76	20.7%
Instructions	0	0%	1	33.3%	29	5.7%	62	16.9%
MOS Unidentified	0	0%	0	0%	0	0%	0	0%
Total	8		3		513		367	

Due to the reconsideration process, counts are subject to change.

* The counts in this table reflect the number of distinct MOS with a substantiated allegation in each complaint.

Figure 31: Substantiated Allegations By Borough and NYPD Precinct (December 2017)

The figures in this table reflect all substantiated allegations for each MOS.

Board Disposition	FADO Category	Allegation	Precinct of Occurrence	Borough of Occurrence
Substantiated (Formalized Training)	Abuse of Authority	Other	13	Manhattan
Substantiated (Formalized Training)	Abuse of Authority	Frisk	67	Brooklyn
Substantiated (Formalized Training)	Abuse of Authority	Stop	67	Brooklyn
Substantiated (Command Lvl Instructions)	Abuse of Authority	Refusal to process civilian complaint	79	Brooklyn

Truncations

A “truncation” is a case that is not fully investigated, either because the complainant/victim withdraws the complaint; is uncooperative with the investigation; is not available for the investigative team to interview; or is never identified. The CCRB constantly seeks to lower the number of truncations.

Figure 32: Truncated Allegations (December 2017)

	Withdrawn	Uncooperative	Unavailable	Civilian Unidentified	Pending Litigation*	Total
Force	11	64	12	2	32	121
Abuse of Authority	70	171	21	0	26	288
Discourtesy	17	32	7	1	3	60
Offensive Language	4	10	0	0	2	16
Total	102	277	40	3	63	485

Figure 33: Truncated CCRB Complaints (December 2017)

	Withdrawn	Uncooperative	Unavailable	Civilian Unidentified	Pending Litigation*	Total
Total	51	115	21	3	25	215

Figure 34: Truncated Allegations (YTD 2017)

	Withdrawn	Uncooperative	Unavailable	Civilian Unidentified	Pending Litigation*	Total
Force	256	799	258	25	118	1456
Abuse of Authority	658	2019	341	38	89	3145
Discourtesy	166	491	82	12	11	762
Offensive Language	35	132	25	7	3	202
Total	1115	3441	706	82	221	5565

Figure 35: Truncated CCRB Complaints (YTD 2017)

	Withdrawn	Uncooperative	Unavailable	Civilian Unidentified	Pending Litigation*	Total
Total	517	1269	349	32	89	2256

*Pending Litigation is a truncation category added in August 2017. It indicates that the complaint was truncated due to the complainant/victim's attorney.

Complaints Against Officers Assigned to Police Service Areas

The Police Service Areas (PSA) are commands that police New York City Housing Developments throughout the five boroughs. PSA complaints are defined as complaints that contain at least one FADO allegation against an officer assigned to a PSA command.

Figure 36: PSA Complaints Closed as % of Total Complaints Closed

	Dec 2016	Dec 2017	YTD 2016	YTD 2017
PSA Complaints	10	12	170	174
Total Complaints	311	299	4423	4066
PSA Complaints as % of Total	3.2%	4.0%	3.8%	4.3%

A single PSA complaint may contain allegations against multiple officers assigned to multiple PSA commands. The following table breaks out the different PSAs and shows the number of officers assigned to each PSA against whom FADO allegations have been made.

Figure 37: Closed Complaints Against Officers Assigned to a PSA

	Dec 2016	Dec 2017	YTD 2016	YTD 2017
PSA 1	2	2	39	33
PSA 2	6	1	41	32
PSA 3	0	0	24	29
PSA 4	0	1	37	14
PSA 5	0	2	20	46
PSA 6	3	1	26	27
PSA 7	1	1	53	69
PSA 8	2	4	24	30
PSA 9	1	2	15	23
Total	15	14	279	303

Complaints typically contain more than one allegation. The following table shows the allegations made against officers assigned to PSA commands broken out by FADO type.

Figure 38: Closed Allegations Against Officers Assigned to a PSA by FADO Type

	Dec 2016		Dec 2017		YTD 2016		YTD 2017	
	Count	% of Total	Count	% of Total	Count	% of Total	Count	% of Total
Force (F)	5	24%	8	40%	129	34%	115	29%
Abuse of Authority (A)	11	52%	8	40%	177	46%	212	53%
Discourtesy (D)	5	24%	3	15%	63	17%	60	15%
Offensive Language (O)	0	0%	1	5%	12	3%	16	4%
Total	21	100%	20	100%	381	100%	403	101%

Dispositions of Officers Assigned to PSAs

The following tables show the Board disposition of officers assigned to a PSA with a FADO allegation made against them.

Figure 39: Disposition of PSA Officers (2016 vs 2017)

	Dec 2016		Dec 2017		YTD 2016		YTD 2017	
	Count	%of Total	Count	%of Total	Count	%of Total	Count	%of Total
Full Investigations								
Substantiated	0	0%	0	0%	25	18%	35	20%
Exonerated	2	100%	1	17%	42	30%	59	34%
Unfounded	0	0%	0	0%	14	10%	3	2%
Unsubstantiated	0	0%	5	83%	59	42%	76	44%
MOS Unidentified	0	0%	0	0%	0	0%	0	0%
Total - Full Investigations	2		6		140		173	
Mediation Closures	Count	%of Total	Count	%of Total	Count	%of Total	Count	%of Total
Mediated	7	100%	1	50%	14	36%	12	33%
Mediation Attempted	0	0%	1	50%	25	64%	24	67%
Total - ADR Closures	7		2		39		36	
Resolved Case Total	9	60%	8	57%	179	64%	209	69%
Truncations / Other Closures	Count	%of Total	Count	%of Total	Count	%of Total	Count	%of Total
Complaint withdrawn	0	0%	2	33%	8	8%	16	17%
Complainant/Victim/Witness uncooperative	4	67%	3	50%	75	75%	58	62%
Complainant/Victim/Witness unavailable	1	17%	0	0%	8	8%	12	13%
Victim unidentified	1	17%	0	0%	2	2%	0	0%
Closed - Pending Litigation*	0	0%	1	17%	0	0%	6	6%
Miscellaneous	0	0%	0	0%	2	2%	0	0%
Administrative closure*	0	0%	0	0%	5	5%	2	2%
Total - Other Case Dispositions	6		6		100		94	
Total - Closed Cases	15		14		279		303	

* Closed - Pending Litigation is a truncation category added in August 2017. It indicates that the complaint was truncated due to the complainant/victim's attorney.

**Administrative closure is a special category that deals with NYPD's Internal Affairs Bureau-referred cases or spin off cases with no complainant/victim, and in which CCRB attempts to locate or identify a complainant/victim has yielded no results.

Mediation Unit

Whenever mediation between a complainant/victim and subject officer is suitable, it is offered by CCRB investigators. If the complainant/victim and subject officer both agree to participate, a neutral, third-party mediator facilitates a conversation between the parties. “Mediation Attempted” refers to a situation in which an officer agrees to mediate and the complainant becomes unavailable (after the complainant initially agreed to mediation). The chart below indicates the number of mediations and attempted mediations in December and this year.

Figure 40: Mediated Complaints Closed

	December 2017			YTD 2017		
	Mediated	Mediation Attempted	Total	Mediated	Mediation Attempted	Total
Mediated Complaints	18	24	42	204	213	417

Figure 41: Mediated FADO Allegations Closed

	December 2017			YTD 2017		
	Mediated	Mediation Attempted	Total	Mediated	Mediation Attempted	Total
Force	3	8	11	33	37	70
Abuse of Authority	27	41	68	321	309	630
Discourtesy	6	6	12	98	110	208
Offensive Language	0	3	3	13	28	41
Total	36	58	94	465	484	949

Figure 42: Mediated Complaints By Borough (December 2017)

	Mediations
Bronx	1
Brooklyn	6
Manhattan	5
Queens	4
Staten Island	2

Figure 43: Mediated Allegations By Borough (December 2017)

	Mediations
Bronx	8
Brooklyn	14
Manhattan	7
Queens	4
Staten Island	3

**Figure 44: Mediated Complaints By Precinct
(Dec 2017 - YTD 2017)**

Precinct	Dec 2017	YTD 2017	Precinct	Dec 2017	YTD 2017
1	0	2	67	0	8
5	1	1	68	0	1
6	0	3	69	0	1
7	0	3	70	1	3
9	1	2	71	0	2
13	0	1	72	0	2
14	1	6	73	2	7
17	0	1	75	0	7
18	0	7	77	0	3
19	1	4	78	0	1
20	0	2	79	0	4
22	0	1	81	1	7
23	0	1	83	0	2
24	0	2	84	0	3
25	0	5	88	0	2
26	0	1	90	0	1
28	0	3	94	1	3
30	1	3	100	0	1
32	0	5	101	1	5
33	0	1	102	0	5
34	0	1	103	0	3
40	0	1	104	1	2
41	0	3	105	0	3
42	0	3	106	0	2
43	0	2	107	0	2
44	0	5	108	1	2
45	0	3	110	0	4
47	1	4	112	0	2
48	0	1	113	0	4
50	0	4	114	1	5
52	0	5	115	0	2
60	1	1	120	0	1
61	0	2	121	1	3
62	0	1	122	0	2
63	0	1	123	1	2
66	0	5	NA	0	1

**Figure 45: Mediated Allegations By Precinct
(Dec 2017 - YTD 2017)**

Precinct	Dec 2017	YTD 2017	Precinct	Dec 2017	YTD 2017
1	0	5	67	0	30
5	1	1	68	0	1
6	0	8	69	0	3
7	0	11	70	6	12
9	2	4	71	0	8
13	0	1	72	0	3
14	1	9	73	3	17
17	0	1	75	0	16
18	0	22	77	0	7
19	2	6	78	0	1
20	0	2	79	0	9
22	0	1	81	2	9
23	0	1	83	0	3
24	0	5	84	0	10
25	0	10	88	0	4
26	0	2	90	0	4
28	0	4	94	1	4
30	1	4	100	0	1
32	0	10	101	1	6
33	0	3	102	0	11
34	0	5	103	0	5
40	0	5	104	1	5
41	0	8	105	0	6
42	0	8	106	0	2
43	0	6	107	0	4
44	0	19	108	1	5
45	0	11	110	0	9
47	8	13	112	0	3
48	0	2	113	0	10
50	0	10	114	1	11
52	0	14	115	0	2
60	2	2	120	0	1
61	0	3	121	1	7
62	0	4	122	0	2
63	0	1	123	2	4
66	0	8	NA	0	1

Administrative Prosecution Unit

The CCRB's Administrative Prosecution Unit (APU) prosecutes police misconduct cases when the Board has recommended charges, in the NYPD Trial Room. The APU is also able to offer pleas to officers who admit guilt rather than going to trial. Following a plea agreement or the conclusion of a disciplinary trial, cases are sent to the Police Commissioner for final penalties.

Figure 46: Administrative Prosecution Unit Case Closures

Disposition Category	Prosecution Disposition	Dec 2017	YTD 2017
Disciplinary Action	Not guilty after trial but Discipline Imposed	0	0
	Guilty after trial	2	28
	Trial verdict dismissed by PC, Comm. Disc. A imposed	0	0
	Trial verdict dismissed by PC, Comm. Disc. B imposed	0	0
	Trial verdict dismissed by PC, Formalized Training imposed	0	0
	Trial verdict dismissed by PC, Instructions imposed	0	0
	Trial verdict reversed by PC, Final verdict Guilty	0	0
	Resolved by plea	0	24
	Plea set aside, Comm. Disc. B	0	0
	Plea set aside, Comm. Disc. A	0	0
	Plea set aside, Formalized Training	0	2
	Plea set aside, Instructions	0	1
	*Retained, with discipline	0	4
	Disciplinary Action Total		2
No Disciplinary Action	Not guilty after trial	2	39
	Trial verdict reversed by PC, Final verdict Not Guilty	3	4
	Plea set aside, Without discipline	0	3
	**Retained, without discipline	0	3
	Dismissed by APU	0	0
	SOL Expired in APU	0	0
	No Disciplinary Action Total		5
Not Adjudicated	Charges not filed	0	0
	Deceased	0	0
	Other	0	1
	***Previously adjudicated, with discipline	0	0
	***Previously adjudicated, without discipline	0	0
	†Reconsidered by CCRB Board	0	3
	Retired	0	0
	SOL Expired prior to APU	0	0
	Not Adjudicated Total		0
Total Closures		7	112

*Retained cases are those in which the Department kept jurisdiction pursuant to Section 2 of the April 2, 2012 Memorandum of Understanding between the NYPD and the CCRB.

** When the Department keeps jurisdiction pursuant to Section 2 and does not impose any discipline on the officer, it is the equivalent of a category referred to as "Department Unable to Prosecute" (DUP). Cases are referred to as DUP when the department decides that it will not discipline an officer against whom the Board recommended discipline other than charges.

*** In some cases, the Department conducts its own investigation and prosecution prior to the completion of the CCRB's investigation. In those cases, the APU does not conduct a second prosecution.

† Under the Board's reconsideration process, an officer who has charges recommended as the penalty for a substantiated allegation may have the recommended penalty changed to something other than charges or have the disposition changed to something other than substantiated. In those cases, the APU ceases its prosecution.

NYPD Discipline

Under the New York City Charter, the Police Commissioner makes the final decision regarding discipline and the outcome of disciplinary trials.

The first chart reflects NYPD-imposed discipline for cases brought by the APU (Charges).

The chart on the following page reflects cases referred to the Police Commissioner where the Board recommended Command Discipline, Formalized Training or Instructions.

Figure 47: NYPD Discipline Imposed for Adjudicated APU Cases

Discipline*	December 2017	YTD 2017
Terminated	0	0
Suspension for or loss of vacation time of 31 or more days and/or Dismissal Probation	0	0
Suspension for or loss of vacation time of 21 to 30 days	0	2
Suspension for or loss of vacation time of 11 to 20 days	0	16
Suspension for or loss of vacation time of 1 to 10 days	2	33
Command Discipline B	0	0
Command Discipline A	0	0
Formalized Training**	0	6
Instructions***	0	1
Warned & Admonished/Reprimanded	0	1
Disciplinary Action† Total	2	59
No Disciplinary Action†	5	49
Adjudicated Total	7	108
Discipline Rate	29%	55%
Not Adjudicated† Total	0	4
Total Closures	7	112

*Where more than one penalty is imposed on a respondent, it is reported under the more severe penalty.

** Formalized training is conducted by the Police Academy, the NYPD Legal Bureau, or other NYPD Unit.

*** Instructions are conducted at the command level.

† The case closure types that define the "Disciplinary Action", "No Disciplinary Action" and "Not Adjudicated" categories are listed in Figure 43 on the previous page.

Figure 48: NYPD Discipline Imposed for Non-APU Cases

Disposition	Disposition Type*	December 2017	YTD 2017
Disciplinary Action	Terminated	0	0
	Suspension for or loss of vacation time of 31 or more days and/or Dismissal Probation	0	0
	Suspension for or loss of vacation time of 21 to 30 days	0	0
	Suspension for or loss of vacation time of 11 to 20 days	0	1
	Suspension for or loss of vacation time of 1 to 10 days	2	3
	Command Discipline B	0	14
	Command Discipline A	3	94
	Formalized Training**	12	129
	Instructions***	1	43
	Warned & admonished/Reprimanded	0	0
	Total	18	284
No Disciplinary Action	Not Guilty †	0	3
	Dismissed †	0	2
	Filed ††	1	14
	SOL Expired	0	0
	Department Unable to Prosecute†††	5	91
		Total	6
	Discipline Rate	75%	72%
	DUP Rate	21%	23%

*Where the respondent is found guilty of charges, and the penalty imposed would fall into more than one of the above listed categories, it is reported under the more severe penalty.

** Formalized training is conducted by the Police Academy, the NYPD Legal Bureau, or other NYPD Unit.

*** Instructions are conducted at the command level.

† Trial outcomes in non-APU cases typically involve MOS who turned down command discipline, prompting the police department to proceed with charges.

†† "Filed" is a term used when the police department is not required to take action against the subject officer because the officer has resigned or retired from the department, or has been terminated.

††† When the department decides that it will not discipline an officer against whom the Board recommended discipline other than charges, those cases are referred to as "Department Unable to Prosecute," or DUP.

Figure 49: NYPD Discipline Imposed for Allegations - Non-APU Cases (December 2017)

Board Disposition	FADO Type	Allegation	Precinct	Borough	NYPD Discipline
Substantiated (Command Discipline B)	F	Physical force	5	Manhattan	Command Discipline A
Substantiated (Command Discipline B)	A	Threat of arrest	5	Manhattan	Command Discipline A
Substantiated (Command Discipline B)	F	Physical force	10	Manhattan	Formalized Training
Substantiated (Command Discipline A)	A	Threat of arrest	10	Manhattan	Forfeit vacation
Substantiated (Command Discipline A)	A	Threat of arrest	10	Manhattan	Forfeit vacation
Substantiated (Command Discipline A)	A	Threat to damage/seize property	10	Manhattan	Forfeit vacation
Substantiated (Command Discipline A)	D	Word	10	Manhattan	Forfeit vacation
Substantiated (Command Discipline A)	A	Frisk	10	Manhattan	Forfeit vacation
Substantiated (Command Discipline A)	A	Search (of person)	10	Manhattan	Forfeit vacation
Substantiated (Command Discipline A)	A	Stop	10	Manhattan	Forfeit vacation
Substantiated (Command Discipline A)	A	Stop	10	Manhattan	Forfeit vacation
Substantiated (Command Discipline A)	A	Interference with recording	10	Manhattan	Forfeit vacation
Substantiated (Command Discipline A)	A	Search of recording device	10	Manhattan	Forfeit vacation
Substantiated (Command Discipline A)	A	Frisk	32	Manhattan	Formalized Training
Substantiated (Command Discipline A)	A	Stop	32	Manhattan	Formalized Training
Substantiated (Formalized Training)	A	Property damaged	48	Bronx	No Discipline
Substantiated (Command Lvl Instructions)	A	Refusal to provide name/shield number	52	Bronx	Instructions
Substantiated (Command Discipline A)	A	Stop	52	Bronx	Formalized Training
Substantiated (Command Discipline A)	A	Stop	52	Bronx	Formalized Training
Substantiated (Command Discipline A)	A	Stop	52	Bronx	Formalized Training
Substantiated (Command Discipline A)	F	Physical force	75	Brooklyn	No Discipline
Substantiated (Command Discipline B)	A	Premises entered and/or searched	75	Brooklyn	Formalized Training
Substantiated (Command Discipline B)	A	Premises entered and/or searched	75	Brooklyn	Formalized Training
Substantiated (Command Discipline B)	D	Word	75	Brooklyn	Formalized Training
Substantiated (Command Discipline B)	A	Other	88	Brooklyn	No Discipline
Substantiated (Command Discipline B)	A	Frisk	88	Brooklyn	No Discipline
Substantiated (Command Discipline B)	A	Search (of person)	88	Brooklyn	No Discipline
Substantiated (Command Discipline B)	A	Search (of person)	88	Brooklyn	No Discipline
Substantiated (Command Discipline A)	A	Premises entered and/or searched	100	Queens	Formalized Training
Substantiated (Command Discipline B)	A	Vehicle search	105	Queens	Formalized Training
Substantiated (Command Discipline B)	A	Vehicle search	105	Queens	Formalized Training

Board Disposition	FADO Type	Allegation	Precinct	Borough	NYPD Discipline
Substantiated (Formalized Training)	A	Premises entered and/or searched	105	Queens	No Discipline
Substantiated (Formalized Training)	A	Premises entered and/or searched	105	Queens	No Discipline
Substantiated (Formalized Training)	A	Premises entered and/or searched	105	Queens	No Discipline
Substantiated (Formalized Training)	A	Stop	105	Queens	No Discipline
Substantiated (Formalized Training)	A	Stop	105	Queens	No Discipline
Substantiated (Formalized Training)	A	Stop	105	Queens	No Discipline
Substantiated (Formalized Training)	A	Other	107	Queens	Formalized Training
Substantiated (Command Discipline B)	A	Threat of force (verbal or physical)	110	Queens	Command Discipline A
Substantiated (Command Discipline B)	D	Word	110	Queens	Command Discipline A
Substantiated (Command Discipline B)	F	Physical force	113	Queens	Command Discipline A
Substantiated (Formalized Training)	A	Premises entered and/or searched	122	Staten Island	Formalized Training

Figure 50: NYPD Discipline Imposed for Allegations - APU Adjudicated Cases (December 2017)

Board Disposition	FADO Type	Allegation	Precinct	Borough	NYPD Discipline
Substantiated (Charges)	F	Hit against inanimate object	6	Manhattan	No Discipline (Not guilty after trial)
Substantiated (Charges)	A	Retaliatory summons	6	Manhattan	Forfeit vacation 7 day(s)
Substantiated (Charges)	D	Action	6	Manhattan	Forfeit vacation 7 day(s)
Substantiated (Charges)	F	Physical force	46	Bronx	Forfeit vacation 10 day(s)
Substantiated (Charges)	A	Strip-searched	46	Bronx	Forfeit vacation 10 day(s)
Substantiated (Charges)	D	Word	46	Bronx	Forfeit vacation 10 day(s)
Substantiated (Charges)	D	Word	46	Bronx	Forfeit vacation 10 day(s)
Substantiated (Charges)	O	Race	46	Bronx	Forfeit vacation 10 day(s)
Substantiated (Charges)	O	Gender	46	Bronx	Forfeit vacation 10 day(s)
Substantiated (Charges)	A	Stop	46	Bronx	Forfeit vacation 10 day(s)
Substantiated (Charges)	A	Question	46	Bronx	Forfeit vacation 10 day(s)
Substantiated (Charges)	F	Physical force	81	Brooklyn	No Discipline (Not guilty after trial)
Substantiated (Charges)	A	Premises entered and/or searched	81	Brooklyn	No Discipline (Trial verdict reversed by PC, Final verdict Not Guilty)
Substantiated (Charges)	A	Premises entered and/or searched	81	Brooklyn	No Discipline (Trial verdict reversed by PC, Final verdict Not Guilty)
Substantiated (Charges)	A	Premises entered and/or searched	81	Brooklyn	No Discipline (Trial verdict reversed by PC, Final verdict Not Guilty)

Appendix

Over the years, the CCRB has made many types of data publicly available. In reorganizing the Monthly Report, we do not intend to remove any valuable information from the public domain. However, the Agency believes that some information is essential to place in the main body of the Monthly Report, while more granular charts and figures are better suited to the Appendix. We welcome you to contact the CCRB at www.nyc.gov or 212-912-7235 if you are having difficulty finding information on CCRB data that was formerly available.

Figure 51: CCRB Open Docket - Age of CCRB Cases Based On Incident Date

	December 2017		November 2017		Change	% Change
	Count	% of Total	Count	% of Total		
Cases 0-4 Months	1010	76.9%	1041	80.6%	-31	-3.0%
Cases 5-7 Months	204	15.5%	172	13.3%	32	18.6%
Cases 8 Months	30	2.3%	20	1.5%	10	50.0%
Cases 9 Months	20	1.5%	10	0.8%	10	100.0%
Cases 10 Months	9	0.7%	12	0.9%	-3	-25.0%
Cases 11 Months	11	0.8%	6	0.5%	5	83.3%
Cases 12 Months	5	0.4%	6	0.5%	-1	-16.7%
Cases 13 Months	5	0.4%	4	0.3%	1	25.0%
Cases 14 Months	3	0.2%	1	0.1%	2	200.0%
Cases 15 Months	0	0.0%	2	0.2%	-2	NA
Cases 16 Months	1	0.1%	4	0.3%	-3	-75.0%
Cases 17 Months	3	0.2%	3	0.2%	0	0.0%
Cases 18 Months	3	0.2%	0	0.0%	3	NA
Cases Over 18 Months	10	0.8%	10	0.8%	0	0.0%
NA	0	0.0%	0	0.0%	0	NA
Total	1314	100.0%	1291	100.0%	23	1.8%

Figure 52: CCRB Open Docket - Age of CCRB Cases Based On CCRB Received Date

	December 2017		November 2017		Change	% Change
	Count	% of Total	Count	% of Total		
Cases 0-4 Months	1101	83.8%	1135	87.9%	-34	-3.0%
Cases 5-7 Months	168	12.8%	126	9.8%	42	33.3%
Cases 8 Months	18	1.4%	9	0.7%	9	100.0%
Cases 9 Months	9	0.7%	6	0.5%	3	50.0%
Cases 10 Months	5	0.4%	3	0.2%	2	66.7%
Cases 11 Months	3	0.2%	1	0.1%	2	200.0%
Cases 12 Months	1	0.1%	2	0.2%	-1	-50.0%
Cases 13 Months	1	0.1%	1	0.1%	0	0.0%
Cases 14 Months	1	0.1%	1	0.1%	0	0.0%
Cases 15 Months	0	0.0%	0	0.0%	0	NA
Cases 16 Months	0	0.0%	1	0.1%	-1	NA
Cases 17 Months	1	0.1%	0	0.0%	1	NA
Cases 18 Months	0	0.0%	0	0.0%	0	NA
Cases Over 18 Months	6	0.5%	6	0.5%	0	0.0%
NA	0	0.0%	0	0.0%	0	NA
Total	1314	100.0%	1291	100.0%	23	1.8%

Figure 53: CCRB Investigations Docket - Age of CCRB Cases Based On Incident Date

	December 2017		November 2017		Change	% Change
	Count	% of Total	Count	% of Total		
Cases 0-4 Months	751	82.7%	730	83.8%	21	2.9%
Cases 5-7 Months	96	10.6%	89	10.2%	7	7.9%
Cases 8 Months	17	1.9%	12	1.4%	5	41.7%
Cases 9 Months	10	1.1%	7	0.8%	3	42.9%
Cases 10 Months	6	0.7%	7	0.8%	-1	-14.3%
Cases 11 Months	7	0.8%	5	0.6%	2	40.0%
Cases 12 Months	4	0.4%	4	0.5%	0	0.0%
Cases 13 Months	4	0.4%	4	0.5%	0	0.0%
Cases 14 Months	2	0.2%	0	0.0%	2	NA
Cases 15 Months	0	0.0%	1	0.1%	-1	NA
Cases 16 Months	1	0.1%	2	0.2%	-1	-50.0%
Cases 17 Months	1	0.1%	2	0.2%	-1	-50.0%
Cases 18 Months	1	0.1%	0	0.0%	1	NA
Cases Over 18 Months	8	0.9%	8	0.9%	0	0.0%
NA	0	0.0%	0	0.0%	0	NA
Total	908	100.0%	871	100.0%	37	4.2%

Figure 54: CCRB DA Hold Docket - Age of CCRB Cases Based On Incident Date

	December 2017	
	Count	% of Total
Cases 0-4 Months	1	11.1%
Cases 5-7 Months	1	11.1%
Cases 8 Months	0	0.0%
Cases 9 Months	0	0.0%
Cases 10 Months	1	11.1%
Cases 11 Months	1	11.1%
Cases 12 Months	0	0.0%
Cases 13 Months	2	22.2%
Cases 14 Months	0	0.0%
Cases 15 Months	0	0.0%
Cases 16 Months	1	11.1%
Cases 17 Months	1	11.1%
Cases 18 Months	0	0.0%
Cases Over 18 Months	1	11.1%
NA	0	0.0%
Total	9	100.0%

Figure 55: Disposition of Force Allegations (YTD 2017)

Force Allegation	Substantiated		Exonerated		Unsubstantiated		Unfounded		Officer Unidentified		Miscellaneous	
	Count	%	Count	%	Count	%	Count	%	Count	%	Count	%
Gun Pointed	8	6.7%	57	47.9%	32	26.9%	11	9.2%	11	9.2%	0	0%
Gun fired	0	0.0%	0	0.0%	0	0.0%	0	0.0%	0	0.0%	0	0.0%
Nightstick as club (incl asp & baton)	10	32.3%	9	29%	4	12.9%	3	9.7%	5	16.1%	0	0%
Gun as club	2	25%	0	0%	3	37.5%	1	12.5%	2	25%	0	0%
Radio as club	0	0%	0	0%	2	50%	2	50%	0	0%	0	0%
Flashlight as club	0	0.0%	0	0.0%	0	0.0%	0	0.0%	0	0.0%	0	0.0%
Police shield	0	0%	1	20%	4	80%	0	0%	0	0%	0	0%
Vehicle	1	12.5%	1	12.5%	3	37.5%	3	37.5%	0	0%	0	0%
Other blunt instrument as a club	0	0%	0	0%	1	12.5%	6	75%	1	12.5%	0	0%
Hit against inanimate object	0	0%	12	23.1%	25	48.1%	8	15.4%	7	13.5%	0	0%
Chokehold	11	18%	0	0%	22	36.1%	19	31.1%	9	14.8%	0	0%
Pepper spray	1	4.2%	14	58.3%	4	16.7%	1	4.2%	4	16.7%	0	0%
Physical force	41	4.2%	401	41%	299	30.6%	134	13.7%	101	10.3%	1	0.1%
Handcuffs too tight	0	0%	0	0%	9	47.4%	6	31.6%	4	21.1%	0	0%
Nonlethal restraining device	2	9.1%	14	63.6%	4	18.2%	2	9.1%	0	0%	0	0%
Animal	0	0.0%	0	0.0%	0	0.0%	0	0.0%	0	0.0%	0	0.0%
Other	7	8.5%	9	11%	37	45.1%	17	20.7%	12	14.6%	0	0%
Restricted Breathing	0	0.0%	0	0.0%	0	0.0%	0	0.0%	0	0.0%	0	0.0%
Total	83	5.8%	518	36.5%	449	31.6%	213	15%	156	11%	1	0.1%

Figure 56: Disposition of Abuse of Authority Allegations (YTD 2017)

Abuse of Authority Allegation	Substantiated		Exonerated		Unsubstantiated		Unfounded		Officer Unidentified		Miscellaneous	
	Count	%	Count	%	Count	%	Count	%	Count	%	Count	%
Gun Drawn	2	6.5%	15	48.4%	4	12.9%	2	6.5%	8	25.8%	0	0%
Strip-searched	4	8.5%	10	21.3%	20	42.6%	4	8.5%	9	19.1%	0	0%
Vehicle stop	20	8.4%	117	49.2%	80	33.6%	0	0%	21	8.8%	0	0%
Vehicle search	38	18.4%	74	35.9%	66	32%	3	1.5%	25	12.1%	0	0%
Premises entered and/or searched	51	9.7%	347	65.8%	95	18%	9	1.7%	25	4.7%	0	0%
Threat of summons	2	7.4%	10	37%	9	33.3%	2	7.4%	4	14.8%	0	0%
Threat of arrest	15	4.5%	119	35.4%	159	47.3%	15	4.5%	28	8.3%	0	0%
Threat to notify ACS	1	5.9%	7	41.2%	7	41.2%	0	0%	2	11.8%	0	0%
Threat of force (verbal or physical)	24	14.5%	25	15.1%	74	44.6%	19	11.4%	24	14.5%	0	0%
Threat to damage/seize property	2	4.3%	13	27.7%	22	46.8%	3	6.4%	7	14.9%	0	0%
Property damaged	5	5.4%	22	23.7%	32	34.4%	5	5.4%	29	31.2%	0	0%
Refusal to process civilian complaint	16	29.6%	1	1.9%	25	46.3%	5	9.3%	7	13%	0	0%
Refusal to provide name/shield number	30	9%	1	0.3%	223	67%	45	13.5%	34	10.2%	0	0%
Retaliatory arrest	12	63.2%	2	10.5%	5	26.3%	0	0%	0	0%	0	0%
Retaliatory summons	15	88.2%	0	0%	1	5.9%	1	5.9%	0	0%	0	0%
Refusal to obtain medical treatment	3	3.2%	0	0%	69	73.4%	15	16%	7	7.4%	0	0%
Improper dissemination of medical info	0	0.0%	0	0.0%	0	0.0%	0	0.0%	0	0.0%	0	0.0%
Other	41	30.1%	72	52.9%	13	9.6%	3	2.2%	7	5.1%	0	0%
Seizure of property	6	15%	17	42.5%	14	35%	1	2.5%	2	5%	0	0%
Failure to show search warrant	2	8%	0	0%	15	60%	5	20%	3	12%	0	0%
Frisk	70	29.2%	68	28.3%	62	25.8%	3	1.2%	37	15.4%	0	0%
Search (of person)	42	15.9%	59	22.3%	101	38.3%	3	1.1%	59	22.3%	0	0%
Stop	66	20.2%	156	47.7%	64	19.6%	3	0.9%	38	11.6%	0	0%
Question	9	10.5%	32	37.2%	26	30.2%	0	0%	19	22.1%	0	0%
Refusal to show arrest warrant	0	0%	0	0%	3	60%	0	0%	2	40%	0	0%
Interference with recording	13	21%	6	9.7%	25	40.3%	11	17.7%	7	11.3%	0	0%
Search of recording device	0	0%	0	0%	9	75%	0	0%	3	25%	0	0%
Electronic device information deletion	0	0%	0	0%	3	50%	1	16.7%	2	33.3%	0	0%
Forcible Removal to Hospital	0	0.0%	0	0.0%	0	0.0%	0	0.0%	0	0.0%	0	0.0%

Threat re: removal to hospital	0	0.0%	0	0.0%	0	0.0%	0	0.0%	0	0.0%	0	0.0%
Threat re: immigration status	0	0.0%	0	0.0%	0	0.0%	0	0.0%	0	0.0%	0	0.0%
Disseminated immigration status	0	0.0%	0	0.0%	0	0.0%	0	0.0%	0	0.0%	0	0.0%
Questioned immigration status	0	0.0%	0	0.0%	0	0.0%	0	0.0%	0	0.0%	0	0.0%
Total	489	14.2%	1173	34%	1226	35.5%	158	4.6%	409	11.8%	0	0%

Figure 57: Disposition of Discourtesy Allegations (YTD 2017)

Discourtesy Allegation	Substantiated		Exonerated		Unsubstantiated		Unfounded		Officer Unidentified		Miscellaneous	
	Count	%	Count	%	Count	%	Count	%	Count	%	Count	%
Word	59	7.7%	28	3.7%	515	67.4%	59	7.7%	103	13.5%	0	0%
Gesture	0	0%	0	0%	13	76.5%	1	5.9%	3	17.6%	0	0%
Demeanor/tone	1	33.3%	0	0%	2	66.7%	0	0%	0	0%	0	0%
Action	9	9.6%	2	2.1%	55	58.5%	13	13.8%	15	16%	0	0%
Other	0	0.0%	0	0.0%	0	0.0%	0	0.0%	0	0.0%	0	0.0%
Total	69	7.9%	30	3.4%	585	66.6%	73	8.3%	121	13.8%	0	0%

Figure 58: Disposition of Offensive Language Allegations (YTD 2017)

Offensive Language Allegation	Substantiated		Exonerated		Unsubstantiated		Unfounded		Officer Unidentified		Miscellaneous	
	Count	%	Count	%	Count	%	Count	%	Count	%	Count	%
Race	4	6.2%	0	0%	35	54.7%	17	26.6%	8	12.5%	0	0%
Ethnicity	2	7.1%	0	0%	19	67.9%	2	7.1%	5	17.9%	0	0%
Religion	2	25%	0	0%	3	37.5%	3	37.5%	0	0%	0	0%
Gender	2	3.4%	0	0%	37	63.8%	9	15.5%	10	17.2%	0	0%
Sexual orientation	1	5.9%	0	0%	15	88.2%	1	5.9%	0	0%	0	0%
Physical disability	0	0%	0	0%	4	100%	0	0%	0	0%	0	0%
Other	3	17.6%	0	0%	10	58.8%	1	5.9%	3	17.6%	0	0%
Total	14	7.1%	0	0%	123	62.8%	33	16.8%	26	13.3%	0	0%

Figure 59: Administrative Prosecutions Unit Open Docket (December 2017)

Case Stage	Cases	Percent
Charges served, Conference Date Requested	0	0%
Trial commenced	0	0%
Awaiting filing of charges	17	35%
Charges filed, awaiting service	16	33%
Charges served, CORD/SoEH/DCS pending	7	14%
Calendared for court appearance	4	8%
Case Off Calendar - Subsequent Appearance Pending	3	6%
Trial scheduled	1	2%
Plea agreed - paperwork pending	1	2%
Total	49	100%

CORD is the CO's Report on MOS facing discipline.
 SoEH is the Summary of Employment History.
 DCS is the Disciplinary Cover Sheet.

Figure 60: Administrative Prosecutions Unit Cases Awaiting Final Disposition (December 2017)

Case Stage	Cases	Percent
Disposition modified, awaiting final disp.	13	32%
Plea filed - awaiting approval by PC	19	46%
Verdict rendered - awaiting approval by PC	6	15%
Verdict rendered - Fogel response due	1	2%
Trial completed, awaiting verdict	2	5%
Total	41	100%

A Fogel response is a letter to the Trial Commissioner with comments from the CCRB on the Trial Commissioner's report and recommendation.

Figure 61: Officers With CCRB Complaints Closed in 2017 by Command

Patrol Services Bureau	Substantiated MOS Dec 2017	Substantiated MOS YTD 2017	Total MOS Dec 2017	Total MOS YTD 2017
Patrol Borough Manhattan South Total	1	18	23	280
Patrol Borough Manhattan North Total	0	44	29	425
Patrol Borough Bronx Total	0	64	29	672
Patrol Borough Brooklyn South Total	1	38	34	523
Patrol Borough Brooklyn North Total	1	58	30	534
Patrol Borough Queens South Total	0	24	16	359
Patrol Borough Queens North Total	0	8	8	178
Patrol Borough Staten Island Total	0	7	8	157
Special Operations Division Total	0	3	5	44
Other Patrol Services Bureau Commands Total	0	0	1	1
Total	3	264	183	3173
Other Bureaus				
Traffic Control Division Total	0	7	8	48
Transit Bureau Total	0	4	9	195
Housing Bureau Total	0	36	15	322
Organized Crime Control Bureau Total	0	19	12	217
Detective Bureau Total	0	10	4	128
Other Bureaus Total	0	21	5	132
Total	0	97	53	1042
Other Commands				
Deputy Commissioners and Miscellaneous Commands Total	0	3	2	41
Undetermined	0	3	2	29
Total	3	367	240	4285

Table shows MOS command as recorded at the time of complaint.

Figure 62A: Officers With CCRB Complaints Closed in 2017 by Command - Patrol Borough Manhattan South

Manhattan South	Substantiated MOS Dec 2017	Substantiated MOS YTD 2017	Total MOS Dec 2017	Total MOS YTD 2017
001 Precinct	0	0	0	12
005 Precinct	0	0	2	21
006 Precinct	0	2	3	24
007 Precinct	0	1	0	16
009 Precinct	0	2	3	33
010 Precinct	0	1	2	22
013 Precinct	1	2	1	21
Midtown South Precinct	0	0	3	38
017 Precinct	0	0	4	22
Midtown North Precinct	0	4	5	42
Precincts Total	1	12	23	251
Patrol Borough Manhattan South Task Force	0	2	0	7
Patrol Borough Manhattan South HQ	0	3	0	21
Patrol Borough Manhattan South Anti-Crime Unit	0	1	0	1
Patrol Borough Manhattan South Total	1	18	23	280

Table shows MOS command as recorded at the time of complaint.

Figure 62B: Officers With CCRB Complaints Closed in 2017 by Command - Patrol Borough Manhattan North

Manhattan North	Substantiated MOS Dec 2017	Substantiated MOS YTD 2017	Total MOS Dec 2017	Total MOS YTD 2017
019 Precinct	0	0	3	38
020 Precinct	0	2	0	24
023 Precinct	0	4	4	33
024 Precinct	0	5	3	32
025 Precinct	0	2	1	34
026 Precinct	0	0	1	13
Central Park Precinct	0	1	0	3
028 Precinct	0	1	1	41
030 Precinct	0	6	2	43
032 Precinct	0	9	2	64
033 Precinct	0	3	4	37
034 Precinct	0	11	8	53
Precincts Total	0	44	29	415
Patrol Borough Manhattan North Task Force	0	0	0	0
Patrol Borough Manhattan North HQ	0	0	0	5
Patrol Borough Manhattan North Anti-Crime Unit	0	0	0	5
Manhattan North Impact Response Team	0	0	0	0
Patrol Borough Manhattan North Total	0	44	29	425

Table shows MOS command as recorded at the time of complaint.

Figure 62C: Officers With CCRB Complaints Closed in 2017 by Command - Patrol Borough Bronx

Bronx	Substantiated MOS Dec 2017	Substantiated MOS YTD 2017	Total MOS Dec 2017	Total MOS YTD 2017
040 Precinct	0	4	5	49
041 Precinct	0	5	2	67
042 Precinct	0	3	2	40
043 Precinct	0	2	2	38
044 Precinct	0	13	2	80
045 Precinct	0	3	2	22
046 Precinct	0	5	6	54
047 Precinct	0	8	4	102
048 Precinct	0	4	2	50
049 Precinct	0	3	1	38
050 Precinct	0	4	0	39
052 Precinct	0	9	1	80
Precincts Total	0	63	29	659
Patrol Borough Bronx Task Force	0	0	0	8
Patrol Borough Bronx HQ	0	1	0	5
Patrol Borough Bronx Anti-Crime Unit	0	0	0	0
Bronx Impact Response Team	0	0	0	0
Patrol Borough Bronx Total	0	64	29	672

Table shows MOS command as recorded at the time of complaint.

Figure 62D: Officers With CCRB Complaints Closed in 2017 by Command - Patrol Borough Brooklyn South

Brooklyn South	Substantiated MOS Dec 2017	Substantiated MOS YTD 2017	Total MOS Dec 2017	Total MOS YTD 2017
060 Precinct	0	2	6	34
061 Precinct	0	1	2	33
062 Precinct	0	5	3	40
063 Precinct	0	4	0	23
066 Precinct	0	1	0	23
067 Precinct	1	7	3	84
068 Precinct	0	1	3	41
069 Precinct	0	2	0	37
070 Precinct	0	5	5	60
071 Precinct	0	4	4	48
072 Precinct	0	2	4	41
076 Precinct	0	0	3	32
078 Precinct	0	2	1	17
Precincts Total	1	36	34	513
Patrol Borough Brooklyn South Task Force	0	1	0	4
Patrol Borough Brooklyn South HQ	0	0	0	1
Patrol Borough Brooklyn South Anti-Crime Unit	0	1	0	5
Brooklyn South Impact Response Team	0	0	0	0
Patrol Borough Brooklyn South Total	1	38	34	523

Table shows MOS command as recorded at the time of complaint.

Figure 62E: Officers With CCRB Complaints Closed in 2017 by Command - Patrol Borough Brooklyn North

Brooklyn North	Substantiated MOS Dec 2017	Substantiated MOS YTD 2017	Total MOS Dec 2017	Total MOS YTD 2017
073 Precinct	0	5	2	57
075 Precinct	0	23	6	157
077 Precinct	0	3	5	53
079 Precinct	1	5	3	40
081 Precinct	0	3	7	53
083 Precinct	0	2	3	39
084 Precinct	0	2	3	26
088 Precinct	0	8	0	43
090 Precinct	0	2	0	32
094 Precinct	0	1	1	21
Precincts Total	1	54	30	521
Patrol Borough Brooklyn North Task Force	0	0	0	0
Patrol Borough Brooklyn North HQ	0	0	0	3
Patrol Borough Brooklyn North Anti-Crime Unit	0	4	0	10
Brooklyn North Impact Response Team	0	0	0	0
Patrol Borough Brooklyn North Total	1	58	30	534

Table shows MOS command as recorded at the time of complaint.

Figure 62F: Officers With CCRB Complaints Closed in 2017 by Command - Patrol Borough Queens South

Queens South	Substantiated MOS Dec 2017	Substantiated MOS YTD 2017	Total MOS Dec 2017	Total MOS YTD 2017
100 Precinct	0	4	0	33
101 Precinct	0	3	1	69
102 Precinct	0	5	0	36
103 Precinct	0	0	5	45
105 Precinct	0	3	1	47
106 Precinct	0	0	5	34
107 Precinct	0	2	0	24
113 Precinct	0	6	2	52
Precincts Total	0	23	14	340
Patrol Borough Queens South Task Force	0	0	2	14
Patrol Borough Queens South HQ	0	0	0	0
Patrol Borough Queens South Anti-Crime Unit	0	1	0	5
Queens South Impact Response Team	0	0	0	0
Patrol Borough Queens South Total	0	24	16	359

Table shows MOS command as recorded at the time of complaint.

Figure 62G: Officers With CCRB Complaints Closed in 2017 by Command - Patrol Borough Queens North

Queens North	Substantiated MOS Dec 2017	Substantiated MOS YTD 2017	Total MOS Dec 2017	Total MOS YTD 2017
104 Precinct	0	0	1	26
108 Precinct	0	1	2	28
109 Precinct	0	2	0	12
110 Precinct	0	4	2	26
111 Precinct	0	0	1	13
112 Precinct	0	0	0	19
114 Precinct	0	1	2	31
115 Precinct	0	0	0	21
Precincts Total	0	8	8	176
Patrol Borough Queens North Task Force	0	0	0	0
Patrol Borough Queens North HQ	0	0	0	0
Patrol Borough Queens North Anti-Crime Unit	0	0	0	2
Patrol Borough Queens North Total	0	8	8	178

Table shows MOS command as recorded at the time of complaint.

Figure 62H: Officers With CCRB Complaints Closed in 2017 by Command - Patrol Borough Staten Island

Staten Island	Substantiated MOS Dec 2017	Substantiated MOS YTD 2017	Total MOS Dec 2017	Total MOS YTD 2017
120 Precinct	0	3	5	57
122 Precinct	0	1	0	28
123 Precinct	0	1	1	23
121 Precinct	0	1	1	39
Precincts Total	0	6	7	147
Patrol Borough Staten Island Task Force	0	0	0	2
Patrol Borough Staten Island HQ	0	1	1	7
Patrol Borough Staten Island Anti-Crime Unit	0	0	0	0
Staten Island Housing Unit	0	0	0	0
Staten Island Court Section	0	0	0	1
Staten Island Impact Response Team	0	0	0	0
Patrol Borough Staten Island Total	0	7	8	157

Table shows MOS command as recorded at the time of complaint.

Figure 62I: Officers With CCRB Complaints Closed in 2017 by Command - Special Operations Division

Special Operations	Substantiated MOS Dec 2017	Substantiated MOS YTD 2017	Total MOS Dec 2017	Total MOS YTD 2017
Emergency Services Unit and Squads 1-10	0	1	3	32
Harbor Unit	0	0	0	0
Aviation Unit	0	0	0	0
Canine Team	0	0	0	0
Mounted Unit	0	0	0	0
2 SOD Strategic Response Group	0	2	2	12
Special Operations Division Headquarters	0	0	0	0
Special Operations Division Total	0	3	5	44

Table shows MOS command as recorded at the time of complaint.

Figure 62J: Officers With CCRB Complaints Closed in 2017 by Command - Other Patrol Services Bureau Commands

Other Patrol Services Bureau Commands	Substantiated MOS Dec 2017	Substantiated MOS YTD 2017	Total MOS Dec 2017	Total MOS YTD 2017
Chiefs Office	0	0	1	1
Special Operations Division Taxi Unit	0	0	0	0
Other Patrol Services Bureau Commands Total	0	0	1	1

Table shows MOS command as recorded at the time of complaint.

Figure 62K: Officers With CCRB Complaints Closed in 2017 by Command - Traffic Control Division

Traffic Control Division	Substantiated MOS Dec 2017	Substantiated MOS YTD 2017	Total MOS Dec 2017	Total MOS YTD 2017
Traffic Control Division - Headquarters Command	0	0	0	0
Manhattan Traffic Task Force	0	2	3	14
Brooklyn Traffic Task Force	0	0	0	0
Bronx Traffic Task Force	0	0	0	0
Queens Traffic Task Force	0	0	0	0
Surface Transportation Enforcement Division (STED)	0	0	0	2
Bus Unit	0	0	1	2
Traffic Control Parking Enforcement District	0	0	0	2
Traffic Control Tow Units	0	0	0	0
Traffic Control Summons Enforcement	0	0	0	0
Traffic Command Intersection Control	0	0	0	0
Traffic Control Intelligence Unit	0	0	0	0
Highway District	0	0	0	0
Highway Unit #1	0	1	0	11
Highway Unit #2	0	1	0	5
Highway Unit #3	0	3	3	8
Highway Unit #4	0	0	0	0
Highway Unit #5	0	0	1	4
Highway Safety Enforcement Unit	0	0	0	0
Movie and TV Unit	0	0	0	0
Traffic Control Division Total	0	7	8	48

Table shows MOS command as recorded at the time of complaint.

Figure 62L: Officers With CCRB Complaints Closed in 2017 by Command - Transit Bureau

Transit Bureau	Substantiated MOS Dec 2017	Substantiated MOS YTD 2017	Total MOS Dec 2017	Total MOS YTD 2017
Transit Bureau Headquarters	0	0	0	0
Transit Bureau Authority Liaison	0	0	0	0
Transit Bureau Inspections	0	0	0	0
Transit Bureau Spec. Invest. Unit	0	0	0	0
Transit Bureau Crime Analysis	0	0	0	0
Transit Bureau Patrol Operations	0	0	0	0
Transit Bureau Manhattan	0	0	0	0
Transit Bureau Bronx	0	0	0	0
Transit Bureau Queens	0	0	0	0
Transit Bureau Brooklyn	0	0	0	0
TB DT01	0	0	1	9
TB DT02	0	0	0	12
TB DT03	0	2	1	32
TB DT04	0	0	2	19
TB DT11	0	0	0	8
TB DT12	0	0	0	13
TB DT20	0	0	0	7
TB DT23	0	0	0	3
TB DT30	0	0	0	19
TB DT32	0	1	3	8
TB DT33	0	1	0	17
TB DT34	0	0	1	5
Transit Bureau Manhattan Task Force	0	0	0	8
Transit Bureau Bronx Task Force	0	0	0	2
Transit Bureau Queens Task Force	0	0	0	0
Transit Bureau Brooklyn Task Force	0	0	0	8
Transit Bureau Homeless Outreach Unit	0	0	0	1
Transit Division Canine Unit	0	0	0	0
Transit Bureau Vandal Unit	0	0	0	3
Transit Bureau Special Operations Unit	0	0	1	7
TB Anti-Terrorism	0	0	0	14
Transportation Bureau and Transit Other Commands	0	0	0	0
Transit Bureau Total	0	4	9	195

Table shows MOS command as recorded at the time of complaint.

Figure 62M: Officers With CCRB Complaints Closed in 2017 by Command - Housing Bureau

Housing Bureau	Substantiated MOS Dec 2017	Substantiated MOS YTD 2017	Total MOS Dec 2017	Total MOS YTD 2017
Housing Bureau (Office of the Chief Command Center)	0	0	0	0
Housing Bureau Special Operations Section	0	0	0	0
PSA 1	0	5	2	33
PSA 2	0	2	1	31
PSA 3	0	5	0	29
PSA 4	0	1	1	14
PSA 5	0	3	2	45
PSA 6	0	3	1	26
PSA 7	0	12	1	67
PSA 8	0	2	4	29
PSA 9	0	0	3	26
Housing Bureau Brooklyn/Staten Island	0	0	0	0
Housing Bureau Manhattan	0	0	0	0
Housing Bureau Bronx/Queens	0	0	0	0
Housing Bureau Investigations	0	0	0	0
Housing Bureau Elevator Vandalism Unit	0	0	0	0
Housing Bureau Operations and Misc. Commands	0	0	0	0
Housing Bureau Total	0	36	15	322
Housing Borough Brooklyn Impact Response Team	0	1	0	7
Housing Borough Manhattan Impact Response Team	0	1	0	9
Housing Borough Bronx/Queens Impact Response Team	0	1	0	6
Housing Bureau Total	0	36	15	322

Table shows MOS command as recorded at the time of complaint.

Figure 62N: Officers With CCRB Complaints Closed in 2017 by Command - Organized Crime Control Bureau

Organized Crime Control Bureau	Substantiated MOS Dec 2017	Substantiated MOS YTD 2017	Total MOS Dec 2017	Total MOS YTD 2017
Queens Narcotics	0	3	3	35
Manhattan North Narcotics	0	4	4	28
Manhattan South Narcotics	0	4	0	16
Bronx Narcotics	0	4	1	36
Staten Island Narcotics	0	1	0	7
Brooklyn North Narcotics	0	1	0	53
Brooklyn South Narcotics	0	2	4	33
Narcotics Headquarters	0	0	0	0
Auto Crime Division	0	0	0	2
Vice Enforcement Division	0	0	0	0
Drug Enforcement Task Force	0	0	0	1
Organized Crime Headquarters	0	0	0	6
Organized Crime Control Bureau Total	0	19	12	217

Table shows MOS command as recorded at the time of complaint.

Figure 620: Officers With CCRB Complaints Closed in 2017 by Command - Detective Bureau

Detective Bureau	Substantiated MOS Dec 2017	Substantiated MOS YTD 2017	Total MOS Dec 2017	Total MOS YTD 2017
Detective Bureau Headquarters	0	0	0	0
Central Investigation and Resource Division	0	0	0	0
Special Investigations Division	0	0	0	2
Special Victims Division	0	0	0	0
Forensic Investigations Division	0	0	0	1
Fugitive Enforcement Division	0	0	0	6
Gang Division	0	1	2	14
Detective Borough Bronx	0	3	1	23
Detective Borough Manhattan	0	3	0	22
Detective Borough Brooklyn	0	3	1	34
Detective Borough Queens	0	0	0	21
Detective Borough Staten Island	0	0	0	3
DB Queens North Operations	0	0	0	2
DB Queens South Operations	0	0	0	0
Detective Bureau Total	0	10	4	128

Table shows MOS command as recorded at the time of complaint.

Figure 62P: Officers With CCRB Complaints Closed in 2017 by Command - Other Bureaus

Other Bureaus	Substantiated MOS Dec 2017	Substantiated MOS YTD 2017	Total MOS Dec 2017	Total MOS YTD 2017
Internal Affairs Bureau				
Internal Affairs Bureau	0	0	0	1
Criminal Justice Bureau				
Court Division	0	21	4	128
Court Bureau	0	0	0	0
Court LMSI	0	0	0	0
Court Unit	0	0	0	0
Criminal Justice Headquarters	0	0	0	0
Support Services Bureau				
Property Clerk Division	0	0	0	1
Fleet Services	0	0	0	1
Central Records Division	0	0	0	0
Personnel Bureau				
Applicant Processing Division	0	0	0	0
Health Services	0	0	0	0
Personnel Bureau Headquarters	0	0	1	1
Other Bureaus Total	0	21	5	132

Table shows MOS command as recorded at the time of complaint.

Figure 62Q: Officers With CCRB Complaints Closed in 2017 by Command - Deputy Commissioners and Miscellaneous Commands

Deputy Commissioners and Miscellaneous Commands	Substantiated MOS Dec 2017	Substantiated MOS YTD 2017	Total MOS Dec 2017	Total MOS YTD 2017
Deputy Commissioner Legal Matters - License Division	0	0	0	0
Deputy Commissioner Legal Matters - Legal Bureau	0	0	0	0
DC Training	0	0	0	0
Deputy Commissioner Training - Police Academy	0	0	0	0
Deputy Commissioner Training - Police Academy Training	0	0	0	3
Deputy Commissioner Training - In-service Training Section	0	1	0	5
Deputy Commissioner Management and Budget	0	0	0	0
Police Commissioner Office	0	0	0	1
Community Affairs Division	0	0	0	0
Chief of Community Affairs	0	0	0	0
Community Affairs Juvenile Section	0	0	0	0
School Safety Bronx/Manhattan	0	0	0	0
School Safety Queens/Brooklyn	0	0	0	1
Office of Equal Employment	0	0	0	0
Deputy Commissioner Operations	0	0	0	0
DC Operations Financial Mgmt.	0	0	0	0
Intelligence Division	0	2	2	30
Chief of Department	0	0	0	1
Department Advocate	0	0	0	0
Deputy Commissioner Public Information	0	0	0	0
Crime Prevention	0	0	0	0
First Deputy Commissioner	0	0	0	0
Office of Management, Analysis and Planning	0	0	0	0
Quality Assurance Division	0	0	0	0
Deputy Commissioner Counterterrorism	0	0	0	0
Chief of Department Evaluation Section	0	0	0	0
Deputy Commissioners and Miscellaneous Commands Total	0	3	2	41

Table shows MOS command as recorded at the time of complaint.