

**DAILY REPORT**

11/13/2020

(Data from Thursday, November 12, 2020)

SINGLE ADULTS	
Drop-in Center Clients Served	271
Drop-in Center Overnight Census	105
Faith Bed Census	45
Outreach Contacts	283
Outreach Placements	20
Safe Haven Utilization	1117
Veterans In Short-term Housing	227
Criminal Justice Short-term Housing	121

Incomplete (3/6)  
 Incomplete (3/6)  
 Incomplete (3/6)

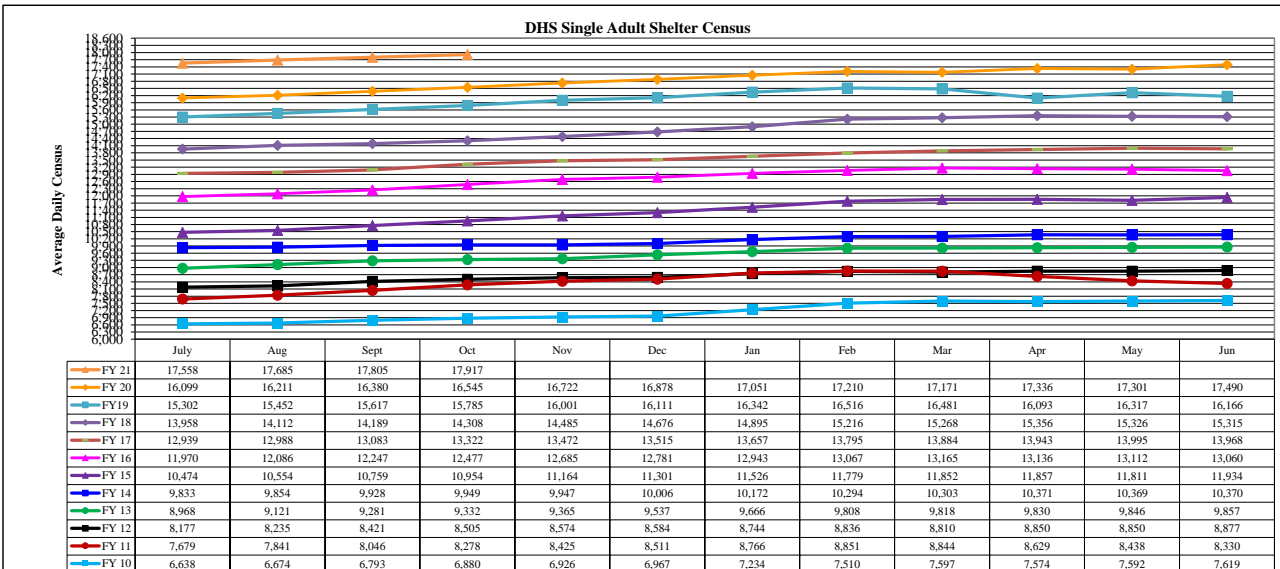
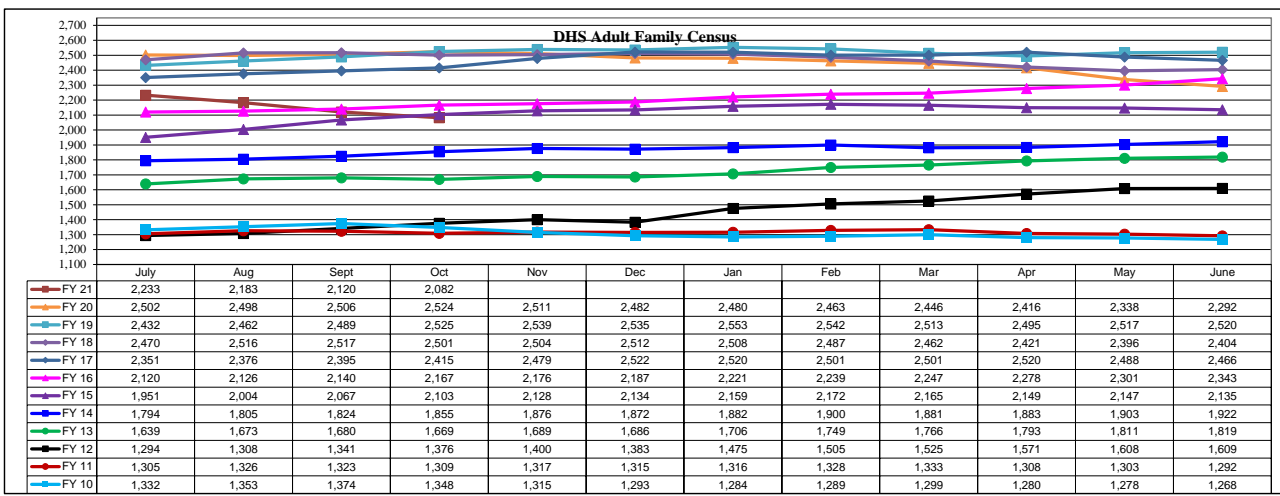
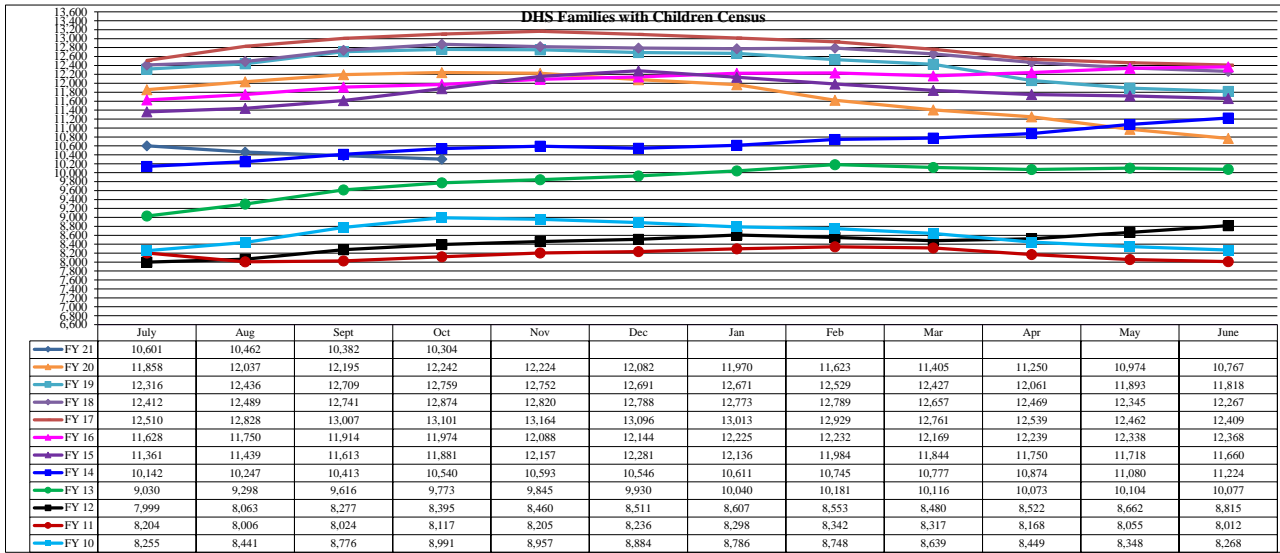
FAMILY INTAKE	
Families Requesting Temporary Housing at PATH	100
Adult Families Requesting Temporary Housing at AFIC	21
Families Placed in Overnight Accommodations	0
Families w/children at PATH Overnight (pre 10PM)	0

TOTAL SHELTER CENSUS	
Adults	35,949
Children	17,974
<b>Total Individuals</b>	<b>53,923</b>

SINGLE ADULTS	
Men	13,682
Women	4,557
<b>Total Single Adults</b>	<b>18,239</b>

FAMILIES WITH CHILDREN CENSUS	
Families	10,191
Adults	13,423
Children	17,974
<b>Individuals</b>	<b>31,397</b>

ADULT FAMILIES CENSUS	
Families	2,029
<b>Individuals (Adults)</b>	<b>4,287</b>



\*Due to data conversion the average monthly census for December 2011 and January 2012 for Families with Children and Adult Families is based upon data for a partial month.