

DAILY REPORT

8/10/2021

(Data from Monday, August 09, 2021)

SINGLE ADULTS	
Drop-in Center Clients Served	427
Drop-in Center Overnight Census	137
Faith Bed Census	25
Outreach Contacts	210
Outreach Placements	7
Safe Haven Utilization	1032
Veterans In Short-term Housing	161
Criminal Justice Short-term Housing	105

FAMILY INTAKE	
Families Requesting Temporary Housing at PATH	129
Adult Families Requesting Temporary Housing at AFIC	9
Families Placed in Overnight Accommodations	0
Families w/children at PATH Overnight (pre 10PM)	0

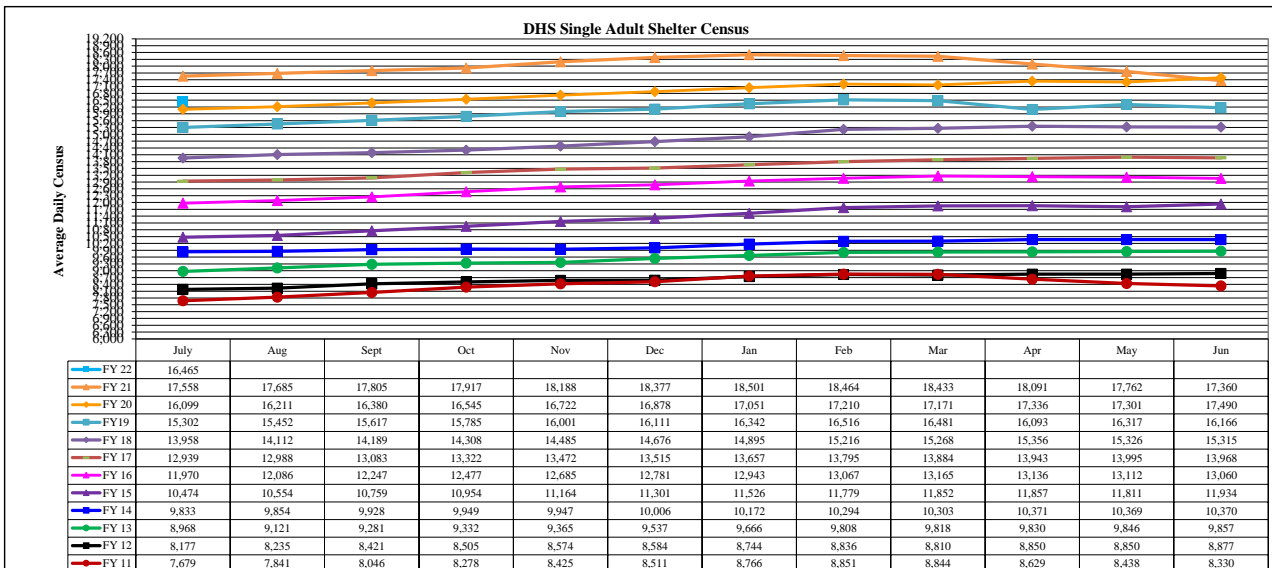
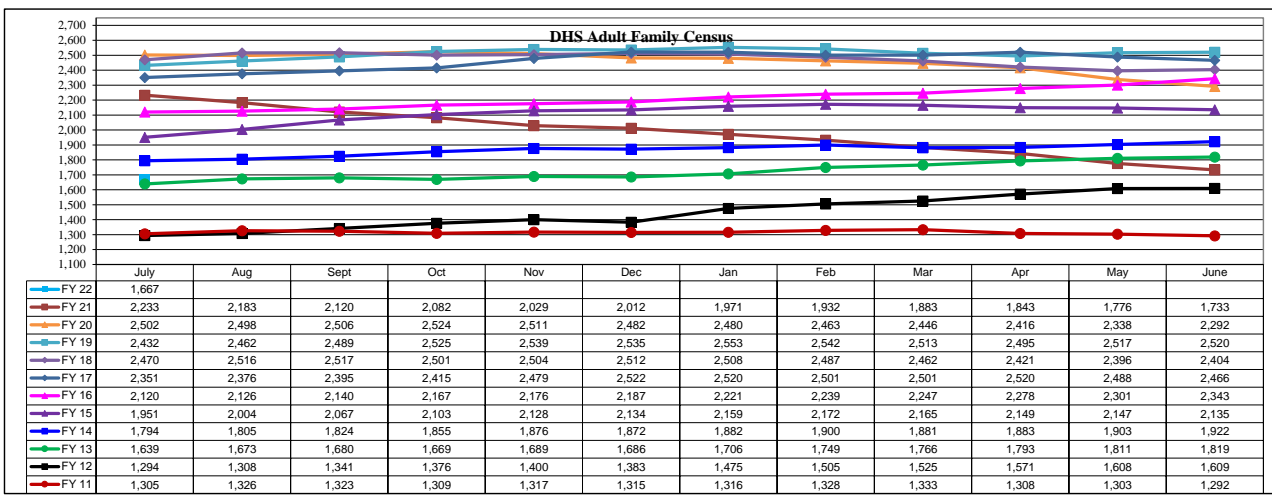
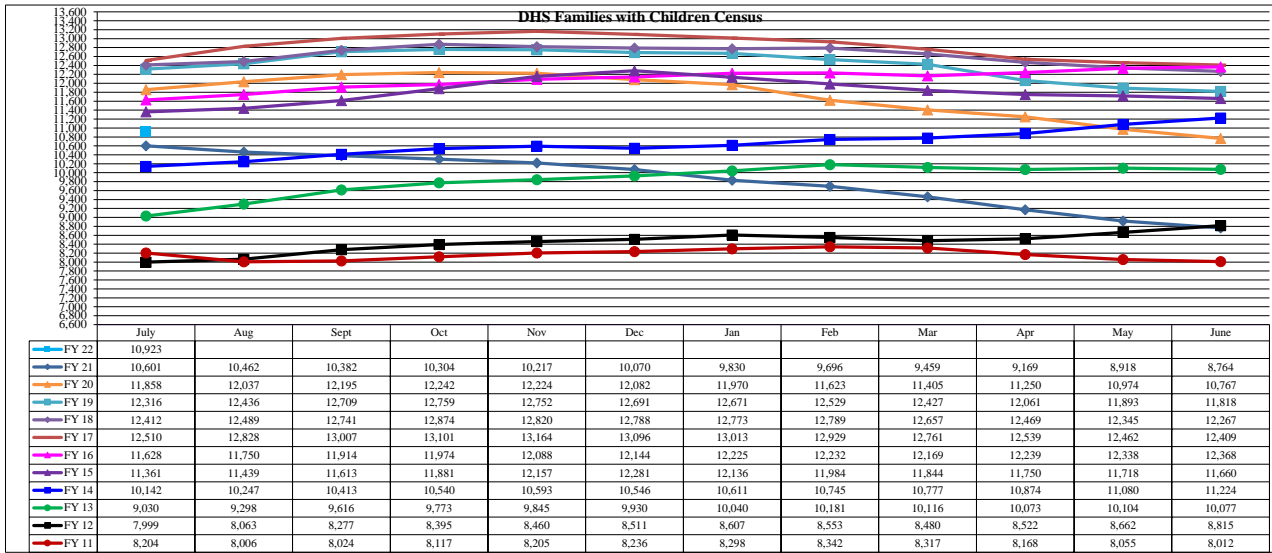
TOTAL SHELTER CENSUS	
Adults	30,779
Children	14,486
Total Individuals	45,265

SINGLE ADULTS	
Men	12,318
Women	4,040
Total Single Adults	16,358

FAMILIES WITH CHILDREN	
Families	8,312
Adults	10,955
Children	14,486
Individuals	25,441

ADULT FAMILIES CENSUS	
Families	1,652
Individuals (Adults)	3,466

x



*Due to data conversion the average monthly census for December 2011 and January 2012 for Families with Children and Adult Families is based upon data for a partial month.