

DAILY REPORT

9/8/2021

(Data from Tuesday, September 07, 2021)

SINGLE ADULTS	
Drop-in Center Clients Served	259
Drop-in Center Overnight Census	109
Faith Bed Census	24
Outreach Contacts	141
Outreach Placements	10
Safe Haven Utilization	1071
Veterans In Short-term Housing	152
Criminal Justice Short-term Housing	100

5 sites reporting
 5 sites reporting
 5 sites reporting

FAMILY INTAKE	
Families Requesting Temporary Housing at PATH	120
Adult Families Requesting Temporary Housing at AFIC	3
Families Placed in Overnight Accommodations	0
Families w/children at PATH Overnight (pre 10PM)	0

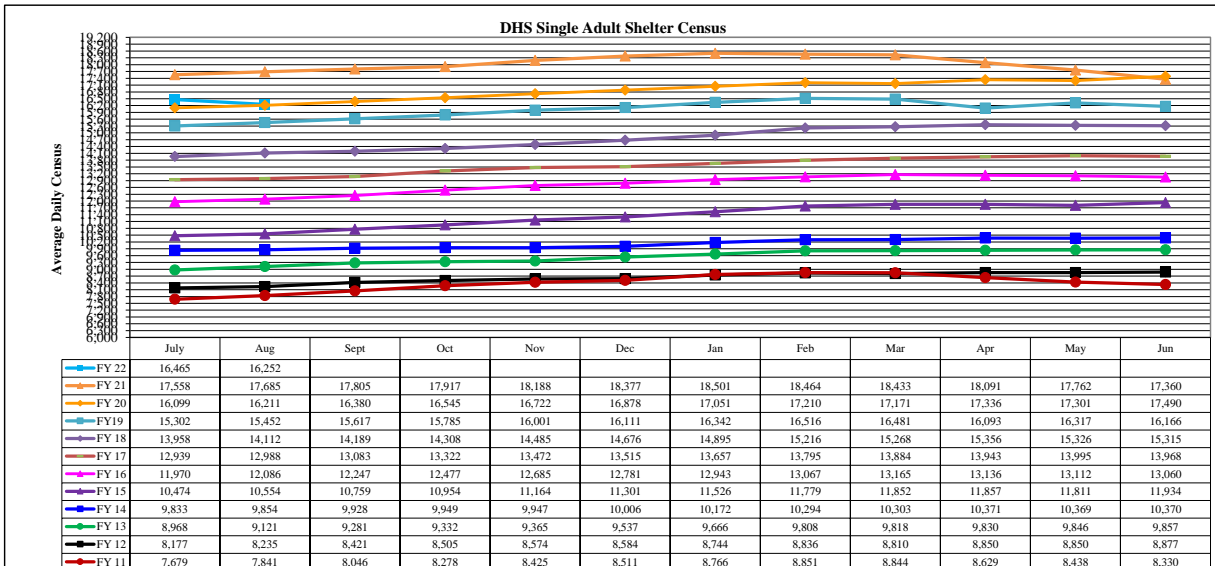
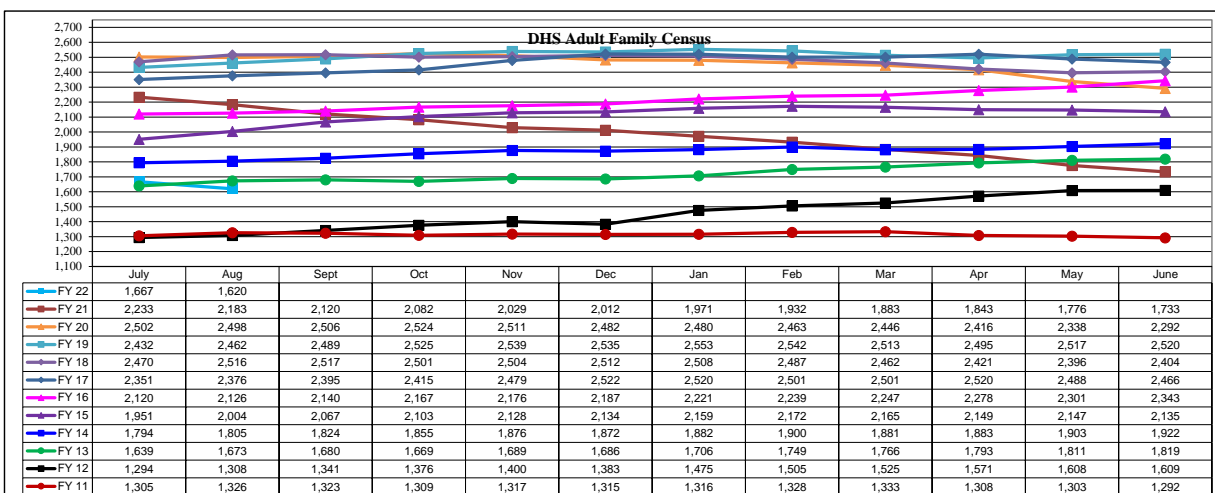
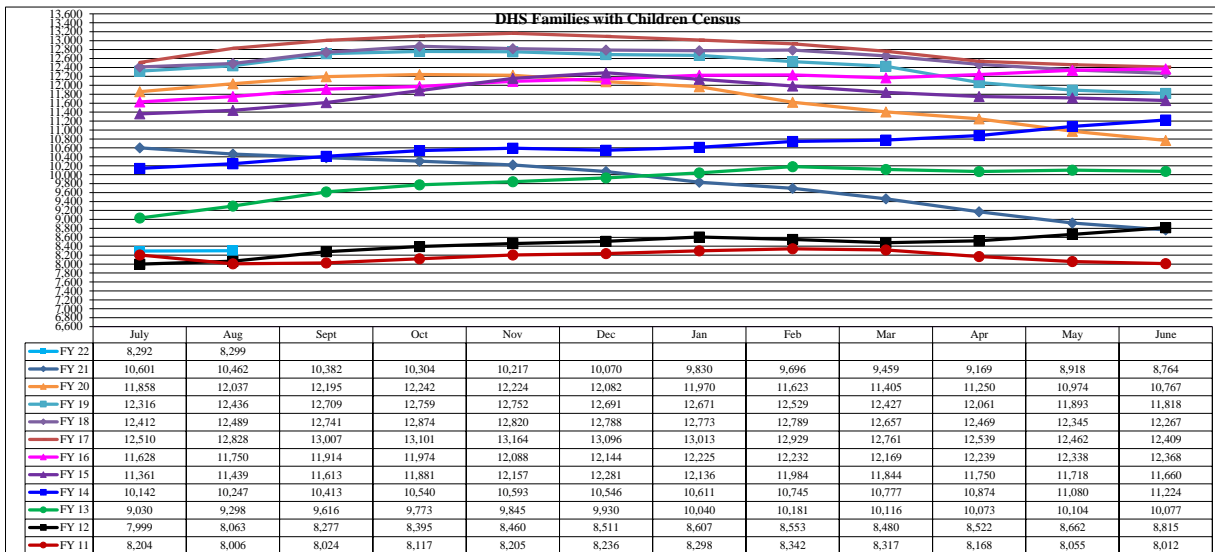
TOTAL SHELTER CENSUS	
Adults	30,532
Children	14,586
Total Individuals	45,118

SINGLE ADULTS	
Men	12,160
Women	3,999
Total Single Adults	16,159

FAMILIES WITH CHILDREN	
Families	8,378
Adults	11,015
Children	14,586
Individuals	25,601

ADULT FAMILIES CENSUS	
Families	1,602
Individuals (Adults)	3,358

x



*Due to data conversion the average monthly census for December 2011 and January 2012 for Families with Children and Adult Families is based upon data for a partial month.