



BILL DE BLASIO
MAYOR

CIVILIAN COMPLAINT REVIEW BOARD
100 CHURCH STREET 10th FLOOR
NEW YORK, NEW YORK 10007 ♦ TELEPHONE (212) 912-7235
www.nyc.gov/ccrb



FREDERICK DAVIE
CHAIR

Executive Director's Monthly Report
May 2018
(Statistics for April 2018)

Contents

Executive Summary	2
Glossary	3
Complaints Received	4
CCRB Cases Received By Borough and Precinct	5
Allegations Received	7
CCRB Docket	10
Closed Cases	12
Resolving Cases	12
Dispositions / Case Abstracts	13
Dispositions - Full Investigations	15
Dispositions - All CCRB Cases	16
Dispositions - Allegations	17
Substantiation Rates	19
Substantiation Rates and Video	19
Board Discipline Recommendations for Substantiated Complaints	21
Board Discipline Recommendations for Substantiated Allegations	23
Truncations	26
Complaints by PSA	27
Mediation Unit	29
Administrative Prosecution Unit	31
NYPD Discipline	32
Appendix	38

Executive Summary

The Civilian Complaint Review Board (“CCRB”) is an independent municipal Agency that investigates complaints of NYPD misconduct. Every month, the CCRB prepares an Executive Director report for its public meeting. Data for April 2018 included the following highlights:

- 1) Of the cases in the CCRB active investigations docket, 77% have been open for 4 months or fewer, and 93% have been open for 7 months or fewer (page 10). In April, the CCRB opened 333 new cases (page 4), and currently has a total open docket of 1,333 cases (page 11).
- 2) The CCRB substantiated allegations in 23% of its fully investigated cases (page 15).
- 3) The CCRB fully investigated 35% of the cases it closed in April (page 12) and resolved (fully investigated, mediated or attempted mediation) 50% of the cases it closed (page 16). The Agency's truncation rate was 49% (page 12). This is primarily driven by uncooperative complainants/alleged victims, or witnesses.
- 4) For April, investigations using video evidence resulted in substantiated allegations in 40% of cases - compared to 11% of cases in which video was not available (page 19-20).
- 5) The Monthly Report includes a breakdown of complaints and substantiations by NYPD precinct and borough of occurrence (pages 5-6, 24-25).
- 6) In April the Police Commissioner finalized 1 decisions against police officers in Administrative Prosecution Unit (APU) cases (page 31). The CCRB's APU prosecutes the most serious allegations of misconduct. The APU conducted 1 trial against members of the NYPD year-to-date; no trials were conducted against respondent officers in April.

Finally, the Monthly Report contains a Table of Contents, Glossary, and Appendix, all meant to assist readers in navigating this report. The CCRB is committed to producing monthly reports that are valuable to the public, and welcomes feedback on how to make its data more accessible.

Glossary

In this glossary we have included a list of terms that regularly appear in our reports.

Allegation: An allegation is a specific act of misconduct. The same “complaint” can have multiple allegations – excessive force and discourteous language, for example. Each allegation is reviewed separately during an investigation.

APU: The Administrative Prosecution Unit is the division of the CCRB that has prosecuted “charges” cases since April 2013, after the signing of a 2012 Memorandum of Understanding between the CCRB and NYPD.

Board Panel: The “Board” of the CCRB has 13 members. Of the 13 members, five are chosen by the Mayor, five are chosen by the City Council, and three are chosen by the Police Commissioner. Following a completed investigation by the CCRB staff, three Board members, sitting as a Board Panel, will make a finding on whether misconduct occurred and will make a recommendation on what level of penalty should follow.

Case/Complaint: For the purposes of CCRB data, a “case” or “complaint” is defined as any incident within the Agency’s jurisdiction, brought to resolution by the CCRB. Cases/Complaints thus include truncations, fully investigated or ongoing cases, mediations, and completed investigations pending Board Panel review.

Disposition: The Board’s finding as to the outcome of a case (i.e. if misconduct occurred).

FADO: Under the City Charter, the CCRB has jurisdiction to investigate the following categories of police misconduct: Force, Abuse of Authority, Discourtesy, and Offensive Language, collectively known as “FADO”.

Intake: CCRB’s intake team initially handles complaints from the public. Intake takes complaints that come via live phone calls, voicemails, an online complaint form, or in-person.

Investigation: CCRB investigators gather evidence and interview witnesses to prepare reports on misconduct allegations. An investigation ends when a closing report is prepared detailing the evidence and legal analysis, and the case is given to the Board for disposition.

Mediation: A complainant may mediate his or her case with the subject officer, in lieu of an investigation, with the CCRB providing a neutral, third-party mediator.

Truncation: When a complaint is withdrawn or there is no complainant/alleged victim available for an interview, the investigation is “truncated.”

Complaints Received

The CCRB’s Intake team processes misconduct complaints from the public and referrals from the NYPD. Under the New York City Charter, the CCRB’s jurisdiction is limited to allegations of misconduct related to Force, Abuse of Authority, Discourtesy and Offensive Language. All other complaints are referred to the appropriate agency. Figure 1 refers to all complaints that the CCRB receives and Figures 2 and 3 refer to new cases that remain with the Agency. In April 2018, the CCRB initiated 333 new complaints.

Figure 1: Total Intake by Month (January 2017 - April 2018)

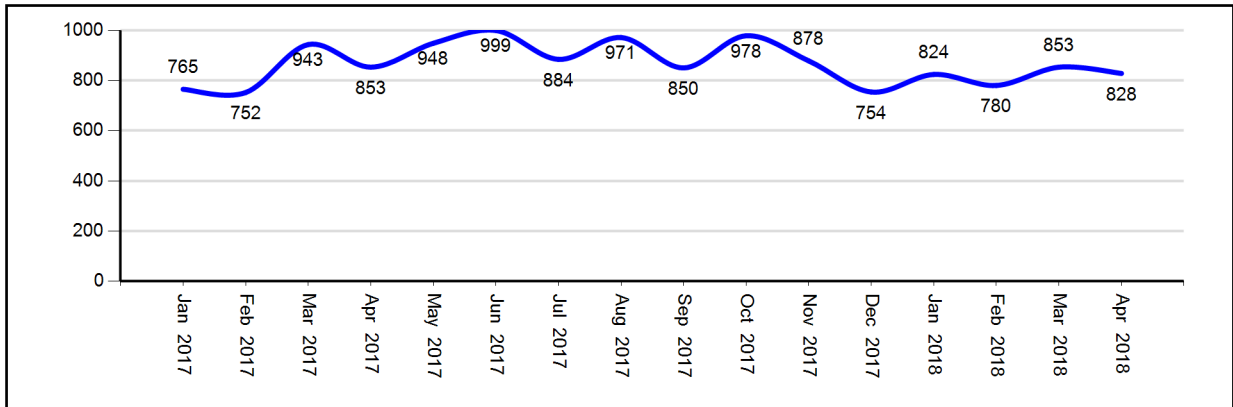


Figure 2: New CCRB Complaints by Month (January 2017 - April 2018)

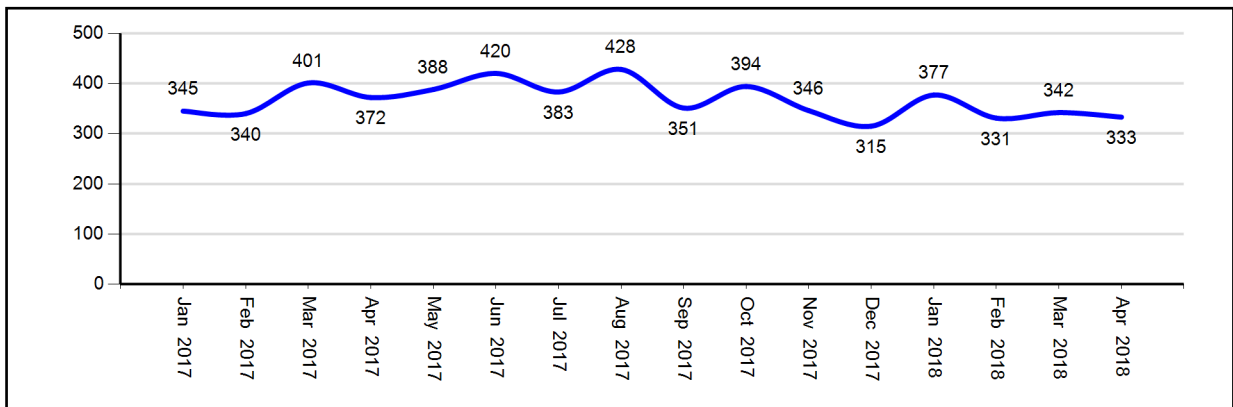
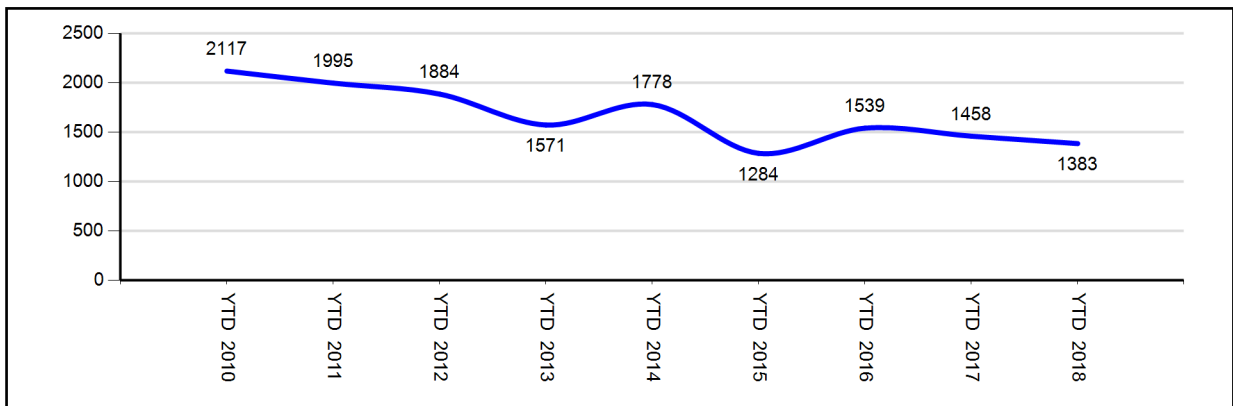


Figure 3: New CCRB Complaints by Year (YTD 2010 - YTD 2018)



CCRB Cases Received by Borough and Precinct

Of the five boroughs, the largest number of misconduct complaints stemmed from incidents occurring in Brooklyn, followed by Manhattan. The 70th Precinct had the highest number at 12 incidents.

Figure 4: CCRB Complaints Received By Borough of Occurrence (April 2018)

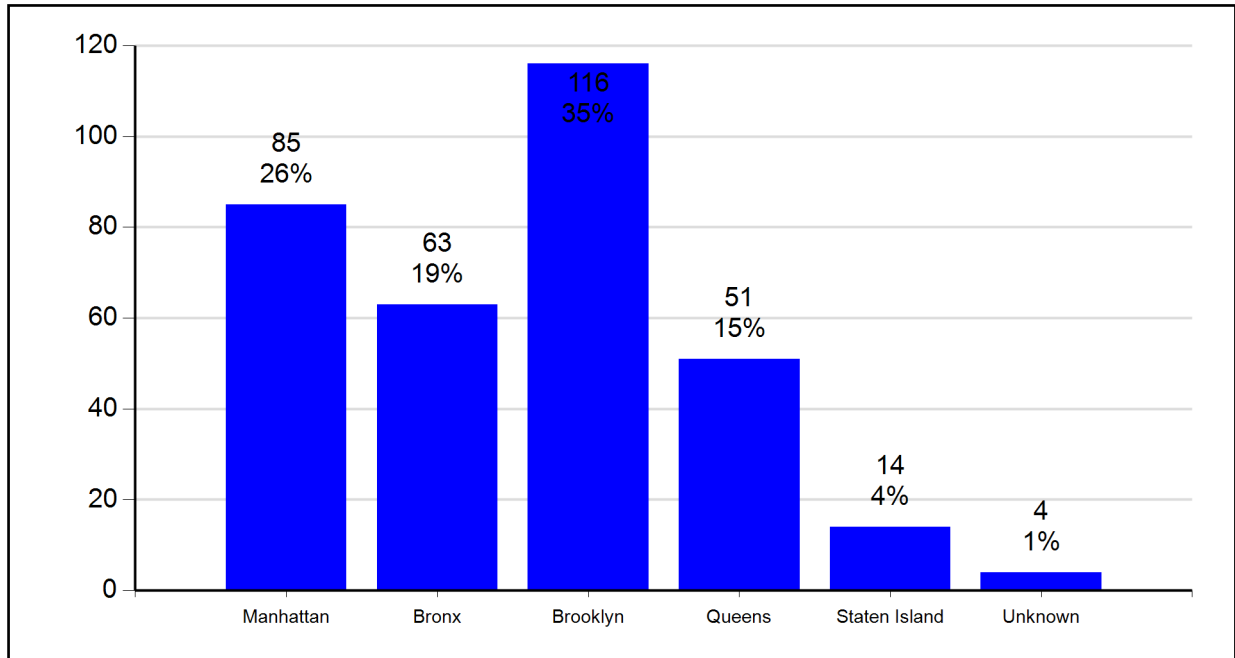


Figure 5: CCRB Complaints Received By Borough of Occurrence (YTD 2018)

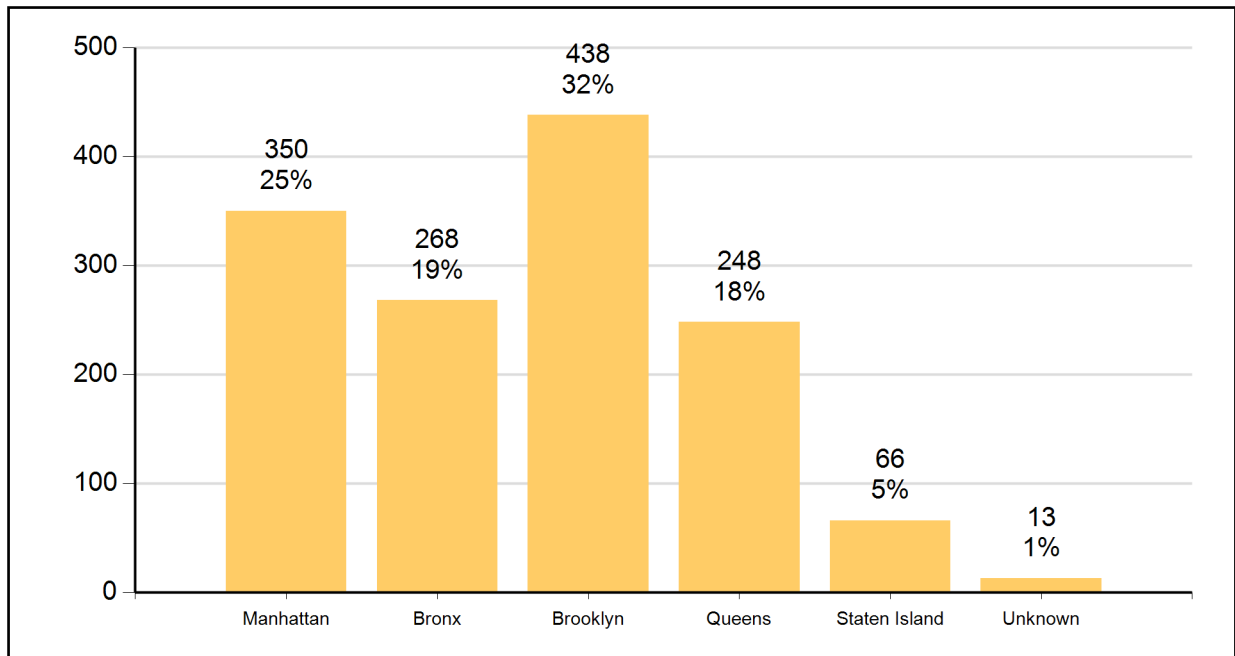


Figure 6: CCRB Complaints Received By Precinct of Occurrence (April 2018)

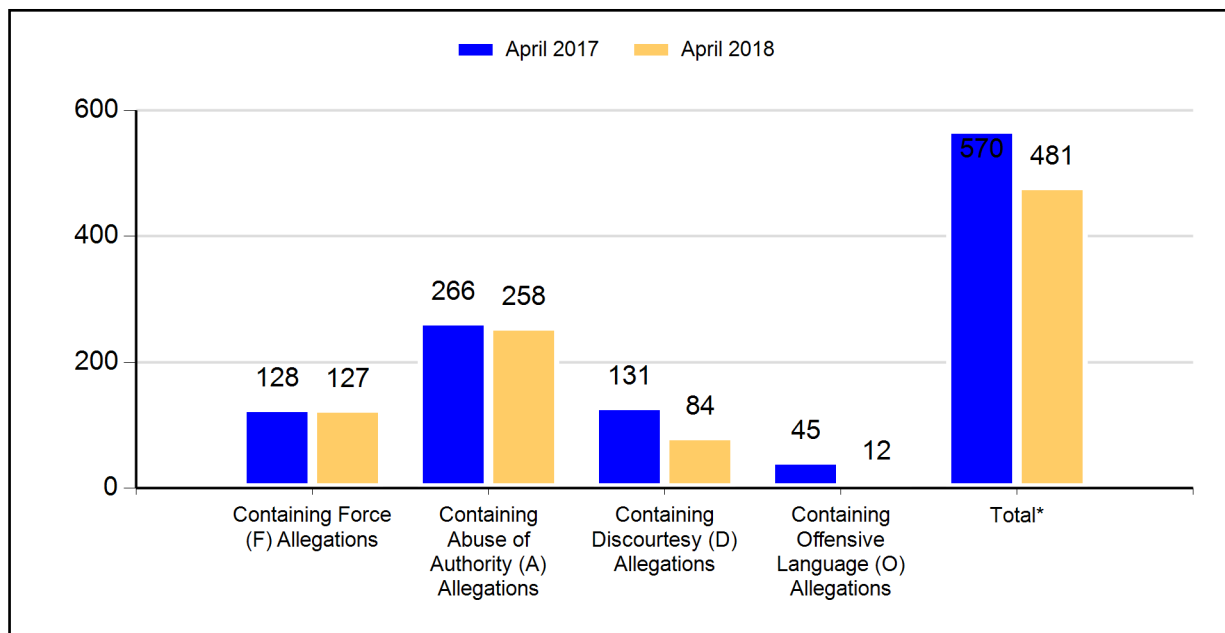
NYPD Precinct of Occurrence*	Number of Complaints	NYPD Precinct of Occurrence*	Number of Complaints
1	6	67	11
5	1	68	1
6	10	69	4
7	5	70	12
9	3	71	3
10	3	72	3
13	2	73	10
14	8	75	10
18	4	76	3
19	3	77	9
20	2	79	5
23	7	81	1
24	3	83	6
25	6	84	8
26	2	88	2
28	6	90	1
30	2	94	4
32	6	100	2
33	2	101	4
34	3	102	3
40	3	103	4
42	6	104	5
43	4	105	5
44	8	106	5
45	5	107	1
46	8	111	2
47	7	112	4
48	6	113	6
49	3	114	8
50	5	115	2
52	8	120	8
60	6	121	2
61	3	122	1
62	4	123	2
63	5	Unknown	6
66	5		

*These figures track where an incident occurred, not necessarily the Command of the officer. Please review Figures 62A-62Q for Command Level data for cases closed in 2017.

Allegations Received

As described in the previous section, the CCRB has jurisdiction over four categories of NYPD misconduct. In comparing April 2017 to April 2018, the number of complaints containing an allegation of Force is down, Abuse of Authority complaints are down, Discourtesy are down and Offensive Language are down. Figures for the year-to-date comparison show that in 2018, complaints containing an allegation of Force are down, Abuse of Authority are up, Discourtesy are down and Offensive Language are down.

Figure 7: CCRB Complaints Received By Type of Allegation (April 2017 vs. April 2018)



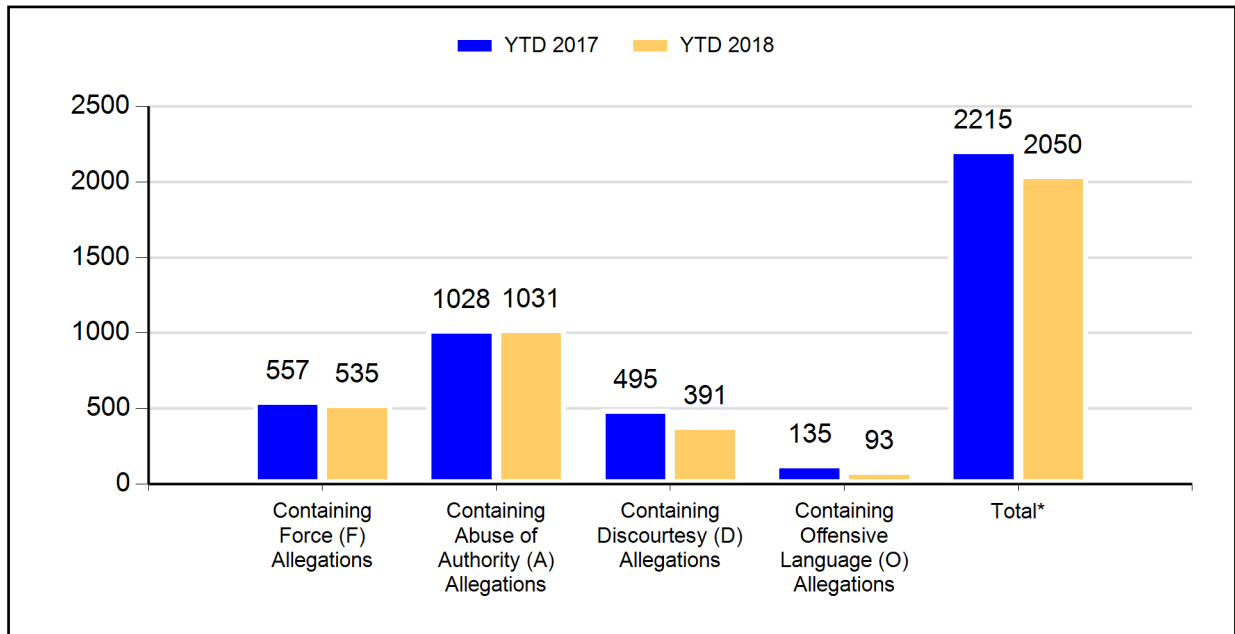
*This is the total of distinct FADO allegation types in complaints received.

Figure 8: CCRB Complaints Received By Type of Allegation (% of Complaints)

	April 2017		April 2018		Change	% Change
	Count	% of Total Complaints	Count	% of Total Complaints		
Force (F)	128	34%	127	38%	-1	-1%
Abuse of Authority (A)	266	72%	258	77%	-8	-3%
Discourtesy (D)	131	35%	84	25%	-47	-36%
Offensive Language (O)	45	12%	12	4%	-33	-73%
Total FADO Allegations	570		481		-89	-16%
Total Complaints	372		333		-39	-10%

Note: the number of allegations in recently received complaints typically grows somewhat as the complaints are investigated.

Figure 9: CCRB Complaints Received By Type of Allegation (YTD 2017 vs. YTD 2018)



*This is the total of distinct FADO allegation types in complaints received.

Figure 10: CCRB Complaints Received By Type of Allegation YTD (% of Complaints)

	YTD 2017		YTD 2018		Change	% Change
	Count	% of Total Complaints	Count	% of Total Complaints		
Force (F)	557	38%	535	39%	-22	-4%
Abuse of Authority (A)	1028	71%	1031	75%	3	0%
Discourtesy (D)	495	34%	391	28%	-104	-21%
Offensive Language (O)	135	9%	93	7%	-42	-31%
Total FADO Allegations	2215		2050		-165	-7%
Total Complaints	1458		1383		-75	-5%

Note: the number of allegations in recently received complaints typically grows somewhat as the complaints are investigated.

Figure 11: Total Allegations (% of Total Allegations)

	April 2017		April 2018		Change	% Change
	Count	% of Total Allegations	Count	% of Total Allegations		
Force (F)	249	20%	229	22%	-20	-8%
Abuse of Authority (A)	759	61%	679	66%	-80	-11%
Discourtesy (D)	180	14%	104	10%	-76	-42%
Offensive Language (O)	55	4%	13	1%	-42	-76%
Total Allegations	1243		1025		-218	-18%
Total Complaints	372		333		-39	-10%

Figure 12: Total Allegations YTD (% of Total Allegations)

	YTD 2017		YTD 2018		Change	% Change
	Count	% of Total Allegations	Count	% of Total Allegations		
Force (F)	1118	24%	1130	24%	12	1%
Abuse of Authority (A)	2774	58%	2970	62%	196	7%
Discourtesy (D)	678	14%	529	11%	-149	-22%
Offensive Language (O)	183	4%	125	3%	-58	-32%
Total Allegations	4753		4754		1	0%
Total Complaints	1458		1383		-75	-5%

The number of allegations in recently received complaints typically grows as the complaints are investigated.

CCRB Docket

As of the end of April 2018, 77% of active CCRB cases are fewer than five months old, and 93% active cases have been open for fewer than eight months.

Figure 13: Age of Active Cases Based on Received Date (April 2018)

Case Age Group	Count	% of Total
Cases 0-4 Months	895	76.8%
Cases 5-7 Months	194	16.7%
Cases 8-11 Months	60	5.2%
Cases 12-18 Months*	11	0.9%
Cases Over 18 Months**	5	0.4%
Total	1165	100%

*12-18 Months: 3 cases that were reopened; 3 cases that were on DA Hold.

**Over18 Months: 1 case that was reopened; 4 cases that were on DA Hold.

Figure 14: Age of Active Cases Based on Incident Date (April 2018)

	Count	% of Total
Cases 0-4 Months	820	70.4%
Cases 5-7 Months	203	17.4%
Cases 8-11 Months	89	7.6%
Cases 12-18 Months*	44	3.8%
Cases Over 18 Months**	9	0.8%
Total	1165	100%

*12-18 Months: 5 cases that were reopened; 2 cases that were on DA Hold.

**Over18 Months: 1 case that was reopened; 5 cases that were on DA Hold.

An active case is here defined as an investigation; cases in mediation are excluded.

Figure 15: Number of Active Investigations (January 2017 - April 2018)

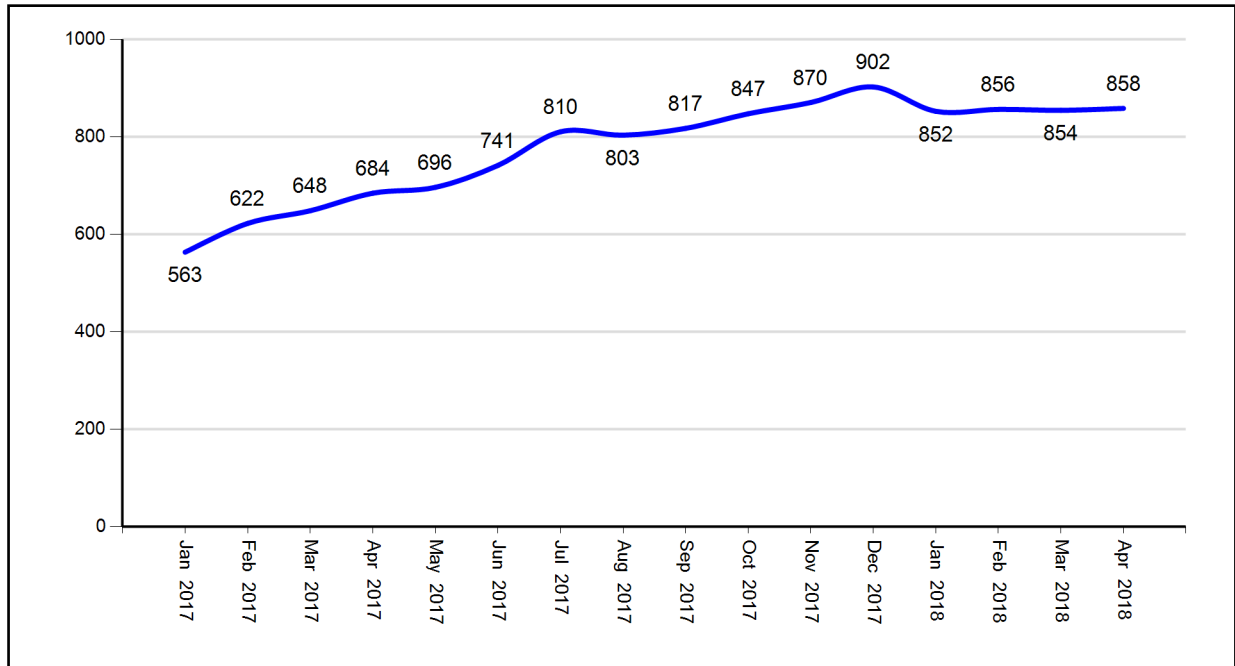


Figure 16: Open Docket Analysis

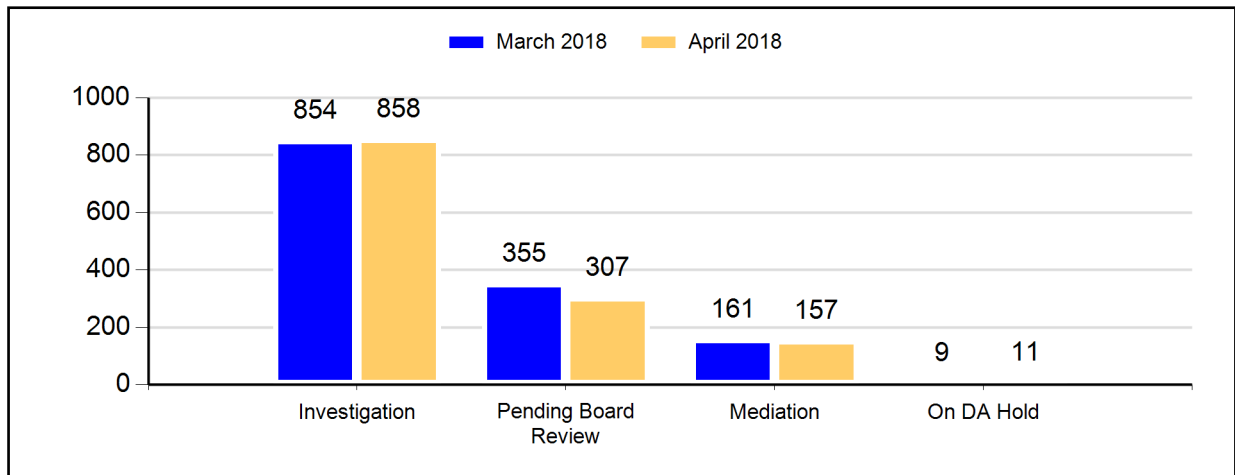


Figure 17: Open Docket Analysis with % Change

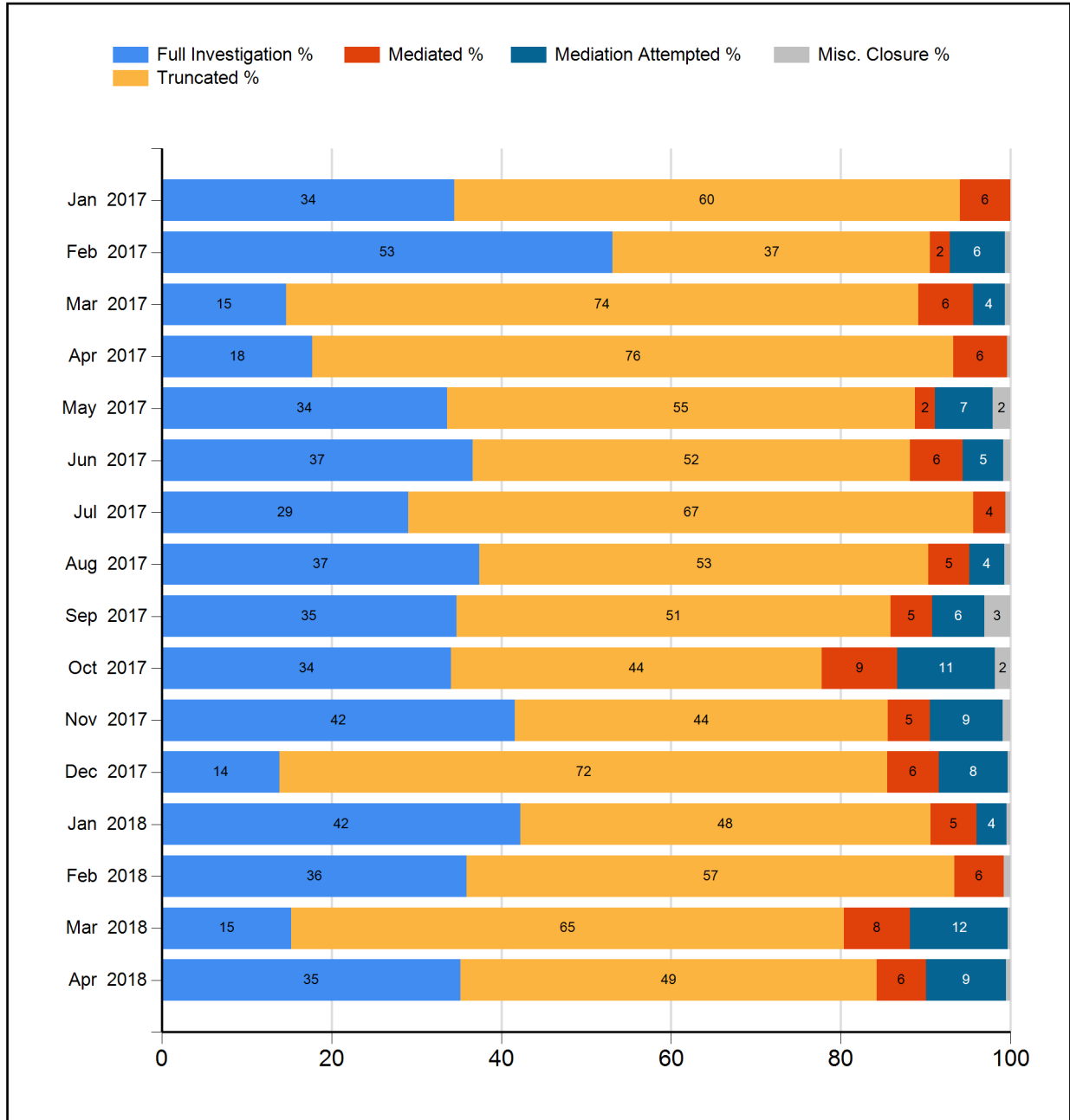
	March 2018		April 2018		Change	% Change
	Count	% of Total	Count	% of Total		
Investigations	854	62%	858	64%	4	0%
Pending Board Review	355	26%	307	23%	-48	-14%
Mediation	161	12%	157	12%	-4	-2%
On DA Hold	9	1%	11	1%	2	22%
Total	1379		1333		-46	-3%

Closed Cases

Resolving Cases

In April 2018, the CCRB fully investigated 35% of the cases it closed, and resolved (fully investigated, mediated or mediation attempted) 50% of the cases it closed.

Figure 18: Case Resolutions (January 2017 - April 2018) (%)



Dispositions

Cases fully investigated by the CCRB generally receive one of five outcomes:

- If the alleged misconduct is found to have occurred, based on the preponderance of the evidence, the allegation is **substantiated**.
- If there is not enough evidence to determine whether or not the alleged misconduct occurred, the allegation is **unsubstantiated**.
- If the preponderance of the evidence suggests that the event or alleged act did not occur, the allegation is **unfounded**.
- If the event did occur, but was not improper by a preponderance of evidence, the allegation is **exonerated**.
- If the CCRB was unable to identify any of the officers accused of misconduct, the case is closed as **officer unidentified**.

Additionally, a case might be **mediated**, with the subject officer and complainant discussing the incident in the presence of a neutral third-party moderator, or closed as **mediation attempted**, the designation for a case in which both the officer and the civilian agree to mediate, but the civilian fails to appear twice for the scheduled mediation session or fails to respond to attempts to schedule a mediation session. Finally, a case that cannot be fully investigated due to complainant/alleged victim unavailability or lack of cooperation is **truncated**.

Case Abstracts

The following case abstracts are taken from complaints closed this month and serve as examples of what the different CCRB dispositions mean in practice:

1. Substantiated

A plainclothes officer interfered with a man recording a police interaction. It is undisputed the man entered the train system through the emergency gate without paying. The officers stopped the man and requested he provide ID. The man is an out of state resident and initially refused plainclothes officers' orders. When the man complied and handed the officers his ID he also began recording the incident on his phone. The first officer acknowledged the man recording the incident but denied interfering with the recording. The officer said the man kept putting his hand in his pocket, and when the man put his hand and phone in his back pocket, the officer said he immediately grabbed the man's other hand, even though he did not consider the man a threat. The video shows the officers talking to the man and at one point the frame of the camera is covered and the man says, "Don't touch my phone" as the screen goes blank and the video cuts out. The second officer confirmed the first officer grabbed the man's camera and interfered with the recording. The investigation credited the man's account, which was corroborated by the second officer and recording. As a result, the Board Substantiated the interference allegation.

2. Unsubstantiated

An officer strip searched a man after they stopped him for making an illegal U-turn and driving without a valid driver's license. The man said the officer escorted him to the rear of the police car and placed him in handcuffs. During the search, the man said the officer pulled his shorts down to his thighs exposing his underwear. The officer said he patted the man down, incident to his arrest, to make sure he did not have any weapons, but did not pull his shorts down. Given the conflicting statements and a lack of video footage or independent witnesses, the investigation could not determine by a preponderance of evidence if the officer did or did not strip search the man. As a result, the Board Unsubstantiated the strip search allegation.

3. Unfounded

A man alleged that officers pushed his head into an exit door and kicked him when they ejected him from the subway station. The man said he was exiting a subway station, and as he approached the emergency exit gate an officer came from behind and pushed his head into the gate. Falling to the ground, the man said the officer began kicking him in the body and legs while he was on the ground. As a result of the officers' use of force, the man said he went to the hospital. An MTA cleaner called 911 to report the man sleeping on the platform and denied that the officers used force during the incident. Unable to provide his MetroCard and identification, the MTA worker said the officers helped the man to his feet and assisted him outside the station. The officers' testimony was consistent with the MTA worker in which they denied using force throughout the incident. The investigation found that the man provided inconsistent statements to medical personnel and throughout the investigation. Based on the consistent officer and independent witness statements, the investigation determined the force alleged by the man did not occur. As a result the Board Unfounded the force allegations.

4. Exonerated

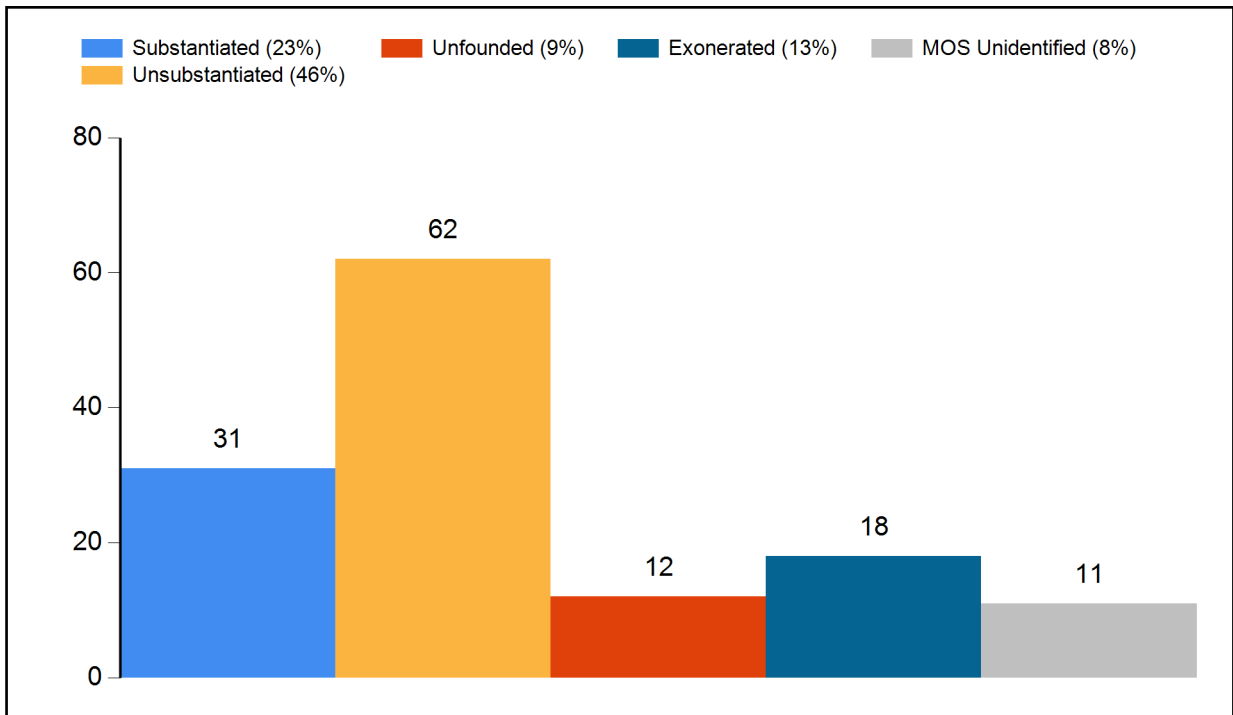
A detective threatened to arrest a man for harassment. The man said the detective called and told him if he kept harassing his landlord he would be arrested. The detective said that after meeting with the landlord he generated a complaint report regarding the man sending threatening emails, voicemails, and showing up to the landlord's home to threaten him in person. The detective explained to the man that if he continued to contact the landlord he would or could be arrested. The detective testified he did not exactly remember if he said "would" or "could", but the man could have been arrested for harassment or aggravated harassment if he continued to contact the landlord. Given the detective could have arrested the man for committing a crime, the investigation found what the detective said a statement of fact and not an unjustified threat. As a result, the Board Exonerated the allegation.

5. Officer Unidentified

A sergeant hung up on a man when he called the stationhouse to request information about his arrest. The man said he called the stationhouse and was placed on hold until a sergeant who identified himself by rank and name answered the phone. The man wanted to file a Notice of Claim and requested the name of the officer who told him to remove his jacket during his arrest so he could add it to a claim form. The sergeant said he could not provide the man with the officer's information and suggested the man write "Transporter 1". When the man asked the sergeant to repeat the information, the sergeant abruptly hung up the phone. The officer that would have answered the phone had no recollection of the incident when provided context to the man's complaint. There were no officers with the last name provided by the man that work in that stationhouse. The sergeant on duty at the date provided by the man has no memory of the call and denied that he hung up the phone on any civilian on the date of this incident. The investigation was unable to identify the subject officer for this incident. Therefore, the Board closed the allegation as Officer Unidentified.

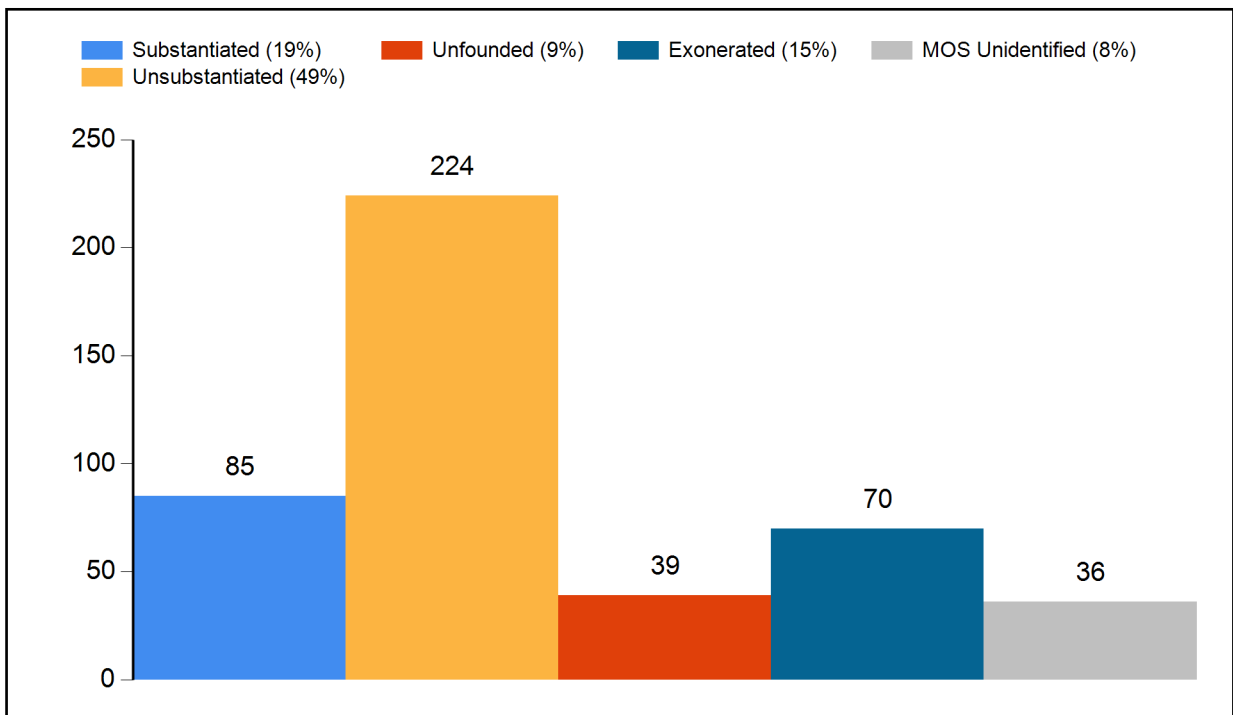
Dispositions - Full Investigations

Figure 19: Disposition Counts of Full Investigations (April 2018)



Due to the reconsideration process, counts are subject to change.

Figure 20: Disposition Counts of Full Investigations (YTD 2018)



Due to the reconsideration process, counts are subject to change.

Dispositions - All CCRB Cases

In addition to full investigations, CCRB cases can be closed through mediation and truncation. The following table lists all the CCRB case closures for the current month and year-to-date.

Figure 21: Disposition of Cases (2017 vs 2018)

	Apr 2017		Apr 2018		YTD 2017		YTD 2018	
	Count	% of Total	Count	% of Total	Count	% of Total	Count	% of Total
Full Investigations								
Substantiated	10	24%	31	23%	91	22%	85	19%
Exonerated	7	17%	18	13%	64	16%	70	15%
Unfounded	2	5%	12	9%	30	7%	39	9%
Unsubstantiated	21	50%	62	46%	191	47%	224	49%
MOS Unidentified	2	5%	11	8%	31	8%	36	8%
Total - Full Investigations	42		134		407		454	
Mediation Closures	Count	% of Total	Count	% of Total	Count	% of Total	Count	% of Total
Mediated	15	100%	22	38%	60	61%	85	49%
Mediation Attempted	0	0%	36	62%	39	39%	88	51%
Total - ADR Closures	15		58		99		173	
Resolved Case Total	57	24%	192	50%	506	41%	627	45%
Truncations / Other Closures	Count	% of Total	Count	% of Total	Count	% of Total	Count	% of Total
Complaint withdrawn	53	29%	38	20%	196	27%	130	17%
Complainant/Alleged Victim/Witness uncooperative	88	49%	92	49%	395	54%	406	54%
Complainant/Alleged Victim/Witness unavailable	37	21%	14	7%	118	16%	91	12%
Alleged Victim unidentified	1	1%	3	2%	10	1%	8	1%
Closed - Pending Litigation*	0	0%	40	21%	0	0%	113	15%
Miscellaneous	0	0%	0	0%	1	0%	2	0%
Administrative closure**	1	1%	1	1%	5	1%	4	1%
Total - Other Case Dispositions	180		188		725		754	
Total - Closed Cases	237		381		1231		1382	

* Closed - Pending Litigation is a truncation category added in August 2017. It indicates that the complaint was truncated due to the complainant/alleged victim's attorney.

**Administrative closure is a special category that deals with NYPD's Internal Affairs Bureau-referred cases or spin off cases with no complainant/alleged victim, and in which CCRB attempts to locate or identify a complainant/alleged victim has yielded no results.

Dispositions - FADO Allegations

“Allegations” are different than “cases.” A case or complaint is based on an incident and may contain one or more allegations of police misconduct. The allegation substantiation rate is 12% for the month of April 2018, and the allegation substantiation rate is 11% year-to-date. The type of allegation the CCRB is most likely to substantiate is Abuse of Authority – substantiating 13% of such allegations during April 2018, and 13% for the year.

Figure 22: Disposition of Allegations (2017 vs 2018)

	Apr 2017		Apr 2018		YTD 2017		YTD 2018	
Fully Investigated Allegations	Count	%of Total	Count	%of Total	Count	%of Total	Count	%of Total
Substantiated	21	14%	68	12%	216	12%	227	11%
Unsubstantiated	67	43%	197	35%	716	39%	836	40%
Unfounded	7	5%	68	12%	172	9%	189	9%
Exonerated	46	30%	185	32%	487	27%	634	30%
MOS Unidentified	14	9%	52	9%	235	13%	218	10%
Total - Full Investigations	155		570		1826		2104	
Mediation Closures	Count	%of Total	Count	%of Total	Count	%of Total	Count	%of Total
Mediated	30	100%	46	32%	131	64%	182	44%
Mediation Attempted	0	0%	100	68%	74	36%	232	56%
Total - ADR Closures	30		146		205		414	
Truncations / Other Closures	Count	%of Total	Count	%of Total	Count	%of Total	Count	%of Total
Complaint withdrawn	131	29%	109	19%	417	24%	310	15%
Complainant/Alleged Victim/Witness uncooperative	240	52%	247	43%	1069	61%	1099	54%
Complainant/Alleged Victim/Witness unavailable	83	18%	44	8%	242	14%	191	9%
Alleged Victim unidentified	3	1%	11	2%	22	1%	20	1%
Closed - Pending Litigation	0	0%	155	27%	0	0%	369	18%
Miscellaneous	0	0%	6	1%	5	0%	16	1%
Administrative closure	2	0%	3	1%	8	0%	14	1%
Total - Other Case Dispositions	459		575		1763		2019	
Total - Closed Allegations	644		1291		3794		4537	

Figure 23: Disposition of Allegations By FADO Category (April 2018)

	Substantiated	Unsubstantiated	Exonerated	Unfounded	Officers Unidentified	Total
Force	6 5%	39 35%	40 36%	19 17%	7 6%	111 100%
Abuse of Authority	48 13%	108 30%	140 39%	27 8%	34 10%	357 100%
Discourtesy	12 15%	42 52%	5 6%	11 14%	11 14%	81 100%
Offensive Language	2 10%	8 38%	0 0%	11 52%	0 0%	21 100%
Total	68 12%	197 35%	185 32%	68 12%	52 9%	570 100%

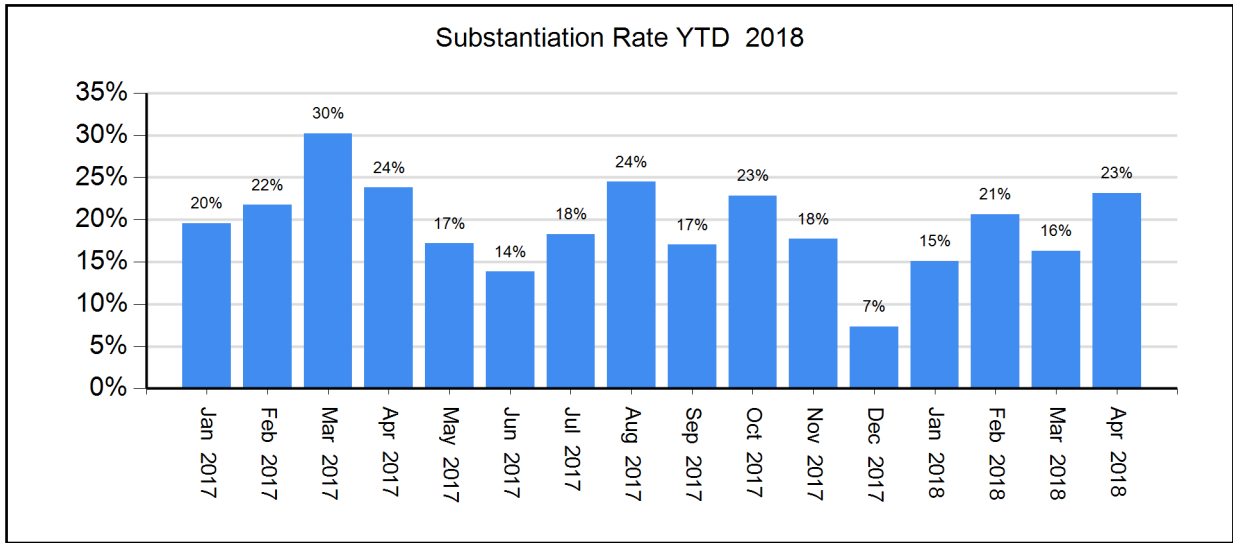
Figure 24: Disposition of Allegations By FADO Category (YTD 2018)

	Substantiated	Unsubstantiated	Exonerated	Unfounded	Officers Unidentified	Total
Force	31 6%	165 33%	186 37%	76 15%	48 9%	506 100%
Abuse of Authority	165 13%	468 37%	437 35%	69 5%	125 10%	1264 100%
Discourtesy	28 10%	165 60%	11 4%	27 10%	42 15%	273 100%
Offensive Language	3 5%	38 62%	0 0%	17 28%	3 5%	61 100%
Total	227 11%	836 40%	634 30%	189 9%	218 10%	2104 100%

Substantiation Rates

The April 2018 case substantiation rate was 23%.

Figure 25: Percentage of Cases Substantiated (January 2017 - April 2018)

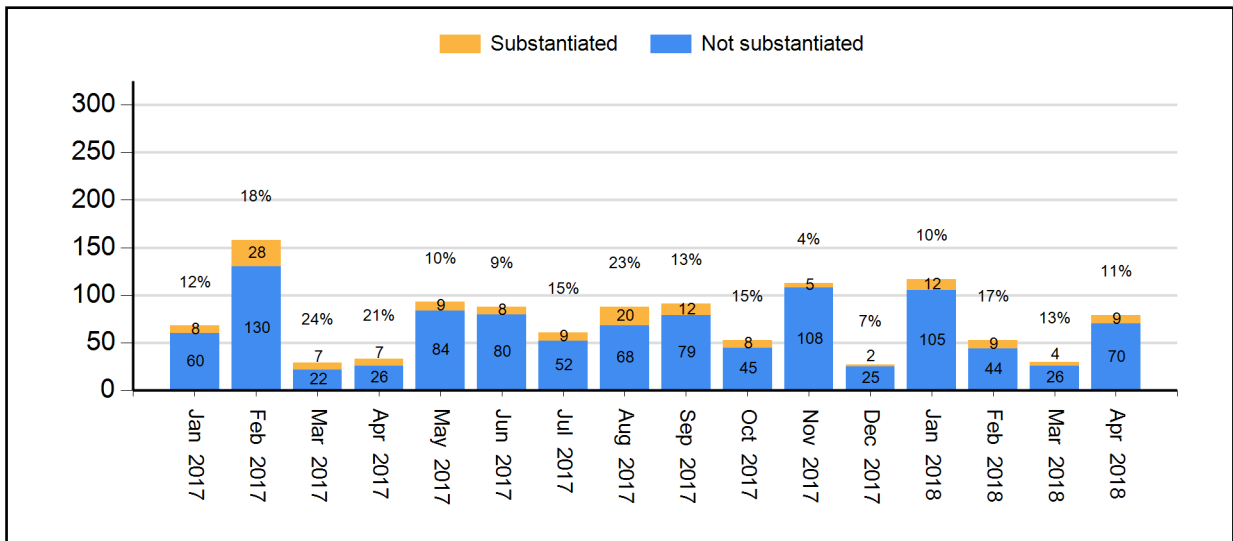


Due to the reconsideration process, counts are subject to change.

Substantiation Rates and Video

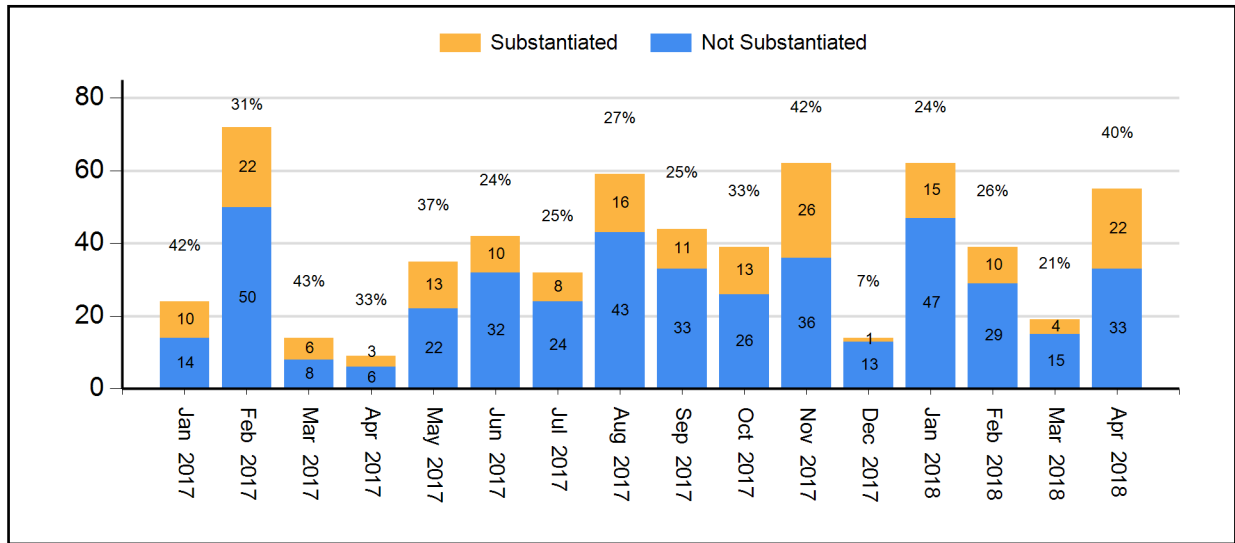
In general, investigations relying on video evidence from security cameras or personal devices result in much higher substantiation rates.

Figure 26: Substantiation Rates for Full Investigations without Video (Jan 2018 - Apr 2018) (% substantiated shown)



Due to the reconsideration process, counts are subject to change.

Figure 27: Substantiation Rates for Full Investigations with Video (Jan 2018 - Apr 2018)
 (% substantiated shown)



Due to the reconsideration process, counts are subject to change.

Board Discipline Recommendations for Substantiated Complaints

After a CCRB investigative team has completed its investigation and recommended the substantiation of a complaint against an officer, a panel of three Board members determines whether to substantiate the allegation and make a disciplinary recommendation.

- “Charges and Specifications” are the most severe form of discipline. A decision to assign Charges commences a process that may result in an administrative trial in the NYPD Trial Room. An officer may lose vacation days, be suspended, or be terminated from the Department if the officer is found guilty.
- “Instructions” or “Formalized Training” are the least severe discipline, often recommended for officers who misunderstand a policy. This determination results in training at the command level (Instructions) or training at the Police Academy or NYPD Legal Bureau (Formalized Training).
- “Command Discipline” is recommended for misconduct that is moderately serious, but does not rise to the level of that associated with Charges. An officer can lose up to ten vacation days as a result of a Command Discipline.
- When the Board has recommended Instructions, Formalized Training or Command Discipline, the case is sent to the NYPD Commissioner to impose training and/or other penalties. Cases where the Board recommends charges are prosecuted by the CCRB’s Administrative Prosecution Unit.

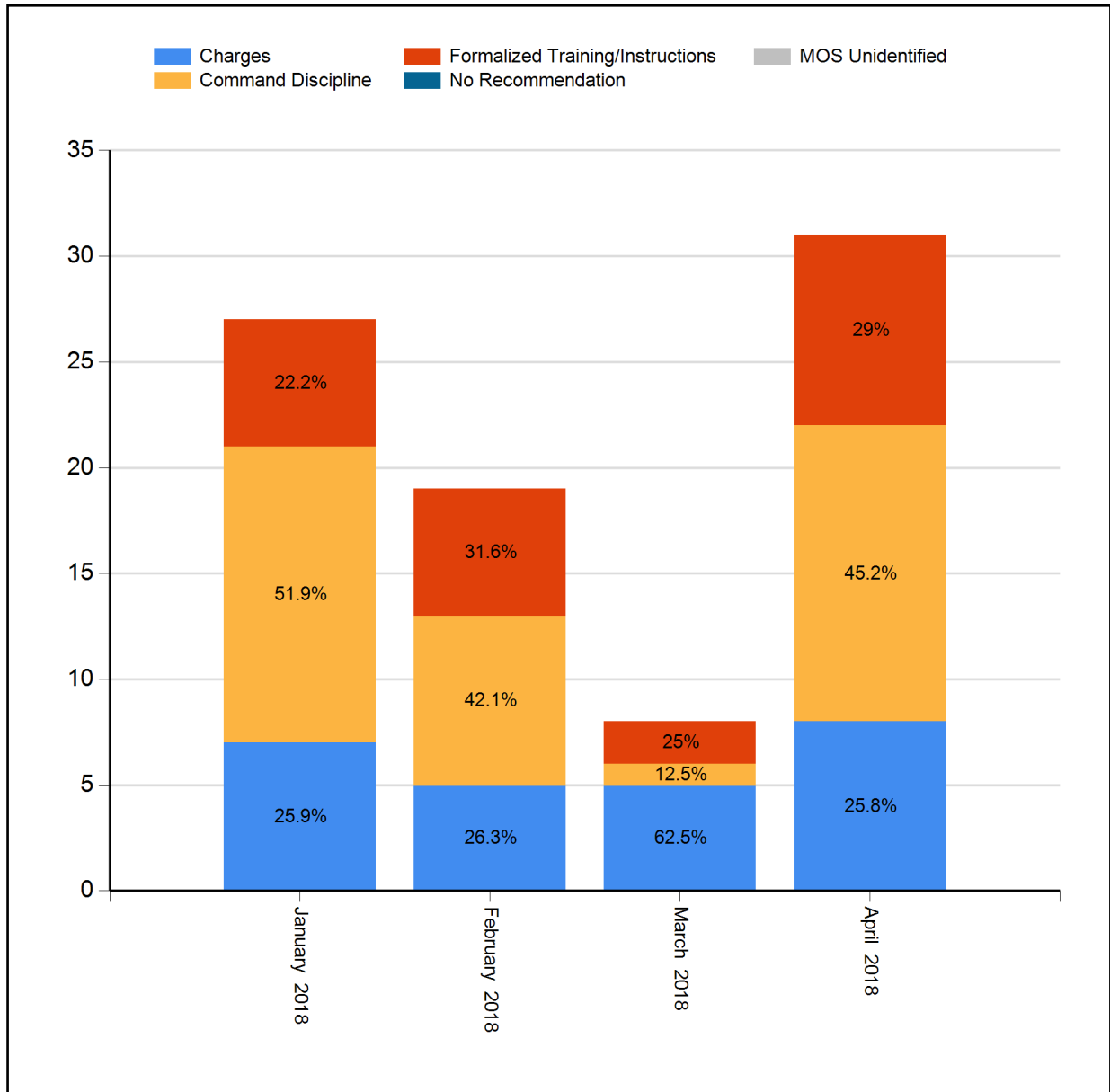
Figure 28: Board Discipline Recommendations For Substantiated Complaints*
(Apr 2017, Apr 2018, YTD 2017, YTD 2018)

Disposition	April 2017		April 2018		YTD 2017		YTD 2018	
	Count	%of Total	Count	%of Total	Count	%of Total	Count	%of Total
Charges	0	0%	8	26%	5	5%	25	29%
Command Discipline	6	60%	14	45%	45	49%	37	44%
Formalized Training	4	40%	6	19%	29	32%	10	12%
Instructions	0	0%	3	10%	12	13%	13	15%
MOS Unidentified	0	0%	0	0%	0	0%	0	0%
Total	10		31		91		85	

Due to the reconsideration process, counts are subject to change.

* A complaint containing a number of substantiated allegations against a number of different officers will typically generate a variety of different disciplinary recommendations. To determine the disciplinary recommendation associated with the complaint as a whole, the CCRB uses the most severe disciplinary recommendation made. The order of severity is: 1) Charges 2) Command Discipline 3) Formalized Training 4) Instructions.

Figure 29: Board Discipline Recommendations For Substantiated Complaints* (2018)



Due to the reconsideration process, counts are subject to change.

* A complaint containing a number of substantiated allegations against a number of different officers will typically generate a variety of different disciplinary recommendations. To determine the disciplinary recommendation associated with the complaint as a whole, the CCRB uses the most severe disciplinary recommendation made. The order of severity is: 1) Charges 2) Command Discipline 3) Formalized Training 4) Instructions.

Board Discipline Recommendations for Officers with Substantiated Allegations

A substantiated CCRB complaint may generate multiple substantiated allegations against multiple officers. Each substantiated allegation will carry its own discipline recommendation from the CCRB Board.

The following table presents the number of officers against whom discipline recommendations have been made as a result of a substantiated CCRB complaint. Where there are multiple substantiated allegations with multiple disciplinary recommendations for an officer in a complaint, the most severe disciplinary recommendation is used to determine the overall recommendation for that officer.

**Figure 30: Board Discipline Recommendations for Officers with Substantiated Allegations*
(Apr 2017, Apr 2018, YTD 2017, YTD 2018)**

Disposition	April 2017		April 2018		YTD 2017		YTD 2018	
	Count	%of Total	Count	%of Total	Count	%of Total	Count	%of Total
Charges	0	0%	13	28.3%	5	3.8%	40	30.1%
Command Discipline	8	61.5%	19	41.3%	68	52.3%	59	44.4%
Formalized Training	5	38.5%	8	17.4%	42	32.3%	15	11.3%
Instructions	0	0%	6	13%	15	11.5%	19	14.3%
MOS Unidentified	0	0%	0	0%	0	0%	0	0%
Total	13		46		130		133	

Due to the reconsideration process, counts are subject to change.

* The counts in this table reflect the number of distinct MOS with a substantiated allegation in each complaint.

Figure 31: Substantiated Allegations By Borough and NYPD Precinct (April 2018)

The figures in this table reflect all substantiated allegations for each MOS.

Board Disposition	FADO Category	Allegation	Precinct of Occurrence	Borough of Occurrence
Substantiated (Command Discipline A)	Abuse of Authority	Threat to damage/seize property	1	Manhattan
Substantiated (Charges)	Abuse of Authority	Frisk	1	Manhattan
Substantiated (Charges)	Abuse of Authority	Interference with recording	1	Manhattan
Substantiated (Command Discipline B)	Abuse of Authority	Interference with recording	1	Manhattan
Substantiated (Command Discipline A)	Discourtesy	Word	1	Manhattan
Substantiated (Formalized Training)	Discourtesy	Word	5	Manhattan
Substantiated (Formalized Training)	Discourtesy	Word	5	Manhattan
Substantiated (Charges)	Abuse of Authority	Threat of arrest	14	Manhattan
Substantiated (Charges)	Abuse of Authority	Interference with recording	14	Manhattan
Substantiated (Charges)	Discourtesy	Word	14	Manhattan
Substantiated (Formalized Training)	Discourtesy	Word	14	Manhattan
Substantiated (Charges)	Force	Physical force	14	Manhattan
Substantiated (Command Discipline A)	Discourtesy	Word	26	Manhattan
Substantiated (Command Discipline A)	Force	Physical force	28	Manhattan
Substantiated (Formalized Training)	Offensive Language	Other	28	Manhattan
Substantiated (Formalized Training)	Abuse of Authority	Vehicle stop	30	Manhattan
Substantiated (Formalized Training)	Abuse of Authority	Vehicle stop	30	Manhattan
Substantiated (Command Discipline A)	Abuse of Authority	Refusal to provide name/shield number	34	Manhattan
Substantiated (Command Discipline A)	Abuse of Authority	Other	34	Manhattan
Substantiated (Command Discipline A)	Abuse of Authority	Other	34	Manhattan
Substantiated (Command Discipline A)	Abuse of Authority	Other	34	Manhattan
Substantiated (Command Discipline A)	Abuse of Authority	Other	34	Manhattan
Substantiated (Command Discipline B)	Abuse of Authority	Frisk	34	Manhattan
Substantiated (Command Discipline B)	Abuse of Authority	Search (of person)	34	Manhattan
Substantiated (Command Discipline B)	Abuse of Authority	Stop	34	Manhattan
Substantiated (Command Discipline B)	Abuse of Authority	Stop	34	Manhattan
Substantiated (Command Discipline B)	Abuse of Authority	Stop	34	Manhattan
Substantiated (Command Discipline B)	Abuse of Authority	Question	34	Manhattan
Substantiated (Command Discipline A)	Discourtesy	Word	34	Manhattan
Substantiated (Charges)	Discourtesy	Word	34	Manhattan
Substantiated (Charges)	Force	Physical force	40	Bronx
Substantiated (Command Discipline B)	Abuse of Authority	Vehicle search	44	Bronx
Substantiated (Command Discipline A)	Abuse of Authority	Interference with recording	46	Bronx
Substantiated (Command Discipline B)	Abuse of Authority	Refusal to obtain medical treatment	47	Bronx
Substantiated (Command Discipline B)	Abuse of Authority	Refusal to obtain medical treatment	47	Bronx
Substantiated (Formalized Training)	Abuse of Authority	Forcible Removal to Hospital	47	Bronx
Substantiated (Formalized Training)	Abuse of Authority	Forcible Removal to Hospital	47	Bronx
Substantiated (Command Discipline A)	Abuse of Authority	Frisk	52	Bronx
Substantiated (Command Discipline B)	Abuse of Authority	Question	52	Bronx
Substantiated (Command Discipline B)	Abuse of Authority	Vehicle search	62	Brooklyn

Board Disposition	FADO Category	Allegation	Precinct of Occurrence	Borough of Occurrence
Substantiated (Charges)	Abuse of Authority	Threat re: removal to hospital	63	Brooklyn
Substantiated (Charges)	Discourtesy	Word	63	Brooklyn
Substantiated (Command Lvl Instructions)	Discourtesy	Word	63	Brooklyn
Substantiated (Charges)	Force	Physical force	63	Brooklyn
Substantiated (Charges)	Offensive Language	Physical disability	63	Brooklyn
Substantiated (Charges)	Abuse of Authority	Vehicle search	69	Brooklyn
Substantiated (Charges)	Abuse of Authority	Vehicle search	69	Brooklyn
Substantiated (Charges)	Abuse of Authority	Frisk	69	Brooklyn
Substantiated (Charges)	Abuse of Authority	Frisk	69	Brooklyn
Substantiated (Charges)	Abuse of Authority	Search (of person)	69	Brooklyn
Substantiated (Charges)	Abuse of Authority	Search (of person)	69	Brooklyn
Substantiated (Command Lvl Instructions)	Abuse of Authority	Other	75	Brooklyn
Substantiated (Charges)	Abuse of Authority	Stop	75	Brooklyn
Substantiated (Charges)	Abuse of Authority	Stop	75	Brooklyn
Substantiated (Charges)	Abuse of Authority	Stop	75	Brooklyn
Substantiated (Charges)	Force	Physical force	75	Brooklyn
Substantiated (Charges)	Abuse of Authority	Vehicle stop	77	Brooklyn
Substantiated (Charges)	Abuse of Authority	Vehicle stop	77	Brooklyn
Substantiated (Charges)	Abuse of Authority	Refusal to provide name/shield number	77	Brooklyn
Substantiated (Charges)	Abuse of Authority	Retaliatory summons	77	Brooklyn
Substantiated (Charges)	Abuse of Authority	Frisk	77	Brooklyn
Substantiated (Charges)	Discourtesy	Word	77	Brooklyn
Substantiated (Charges)	Discourtesy	Word	77	Brooklyn
Substantiated (Charges)	Force	Physical force	77	Brooklyn
Substantiated (Formalized Training)	Abuse of Authority	Premises entered and/or searched	79	Brooklyn
Substantiated (Command Discipline A)	Abuse of Authority	Threat of force (verbal or physical)	81	Brooklyn
Substantiated (Command Lvl Instructions)	Abuse of Authority	Frisk	120	Staten Island
Substantiated (Command Discipline B)	Abuse of Authority	Refusal to provide name/shield number	122	Staten Island

Truncations

A “truncation” is a case that is not fully investigated, either because the complainant/alleged victim withdraws the complaint; is uncooperative with the investigation; is not available for the investigative team to interview; or is never identified. The CCRB constantly seeks to lower the number of truncations.

Figure 32: Truncated Allegations (April 2018)

	Withdrawn	Uncooperative	Unavailable	Civilian Unidentified	Pending Litigation*	Total
Force	25	59	11	1	86	182
Abuse of Authority	71	154	31	9	49	314
Discourtesy	13	31	1	1	14	60
Offensive Language	0	3	1	0	6	10
Total	109	247	44	11	155	566

Figure 33: Truncated CCRB Complaints (April 2018)

	Withdrawn	Uncooperative	Unavailable	Civilian Unidentified	Pending Litigation*	Total
Total	38	92	14	3	40	187

Figure 34: Truncated Allegations (YTD 2018)

	Withdrawn	Uncooperative	Unavailable	Civilian Unidentified	Pending Litigation*	Total
Force	55	253	70	6	202	586
Abuse of Authority	207	676	105	13	125	1126
Discourtesy	39	148	11	1	32	231
Offensive Language	9	22	5	0	10	46
Total	310	1099	191	20	369	1989

Figure 35: Truncated CCRB Complaints (YTD 2018)

	Withdrawn	Uncooperative	Unavailable	Civilian Unidentified	Pending Litigation*	Total
Total	130	406	91	8	113	748

*Pending Litigation is a truncation category added in August 2017. It indicates that the complaint was truncated due to the complainant/alleged victim's attorney.

Complaints Against Officers Assigned to Police Service Areas

The Police Service Areas (PSA) are commands that police New York City Housing Developments throughout the five boroughs. PSA complaints are defined as complaints that contain at least one FADO allegation against an officer assigned to a PSA command.

Figure 36: PSA Complaints Closed as % of Total Complaints Closed

	Apr 2017	Apr 2018	YTD 2017	YTD 2018
PSA Complaints	6	15	39	62
Total Complaints	237	381	1231	1382
PSA Complaints as % of Total	2.5%	3.9%	3.2%	4.5%

A single PSA complaint may contain allegations against multiple officers assigned to multiple PSA commands. The following table breaks out the different PSAs and shows the number of officers assigned to each PSA against whom FADO allegations have been made.

Figure 37: Closed Complaints Against Officers Assigned to a PSA

	Apr 2017	Apr 2018	YTD 2017	YTD 2018
PSA 1	0	0	1	10
PSA 2	0	3	8	19
PSA 3	5	5	13	8
PSA 4	0	5	4	20
PSA 5	7	1	16	5
PSA 6	0	3	8	14
PSA 7	2	7	14	31
PSA 8	0	0	2	8
PSA 9	0	0	4	10
Total	14	24	70	125

Complaints typically contain more than one allegation. The following table shows the allegations made against officers assigned to PSA commands broken out by FADO type.

Figure 38: Closed Allegations Against Officers Assigned to a PSA by FADO Type

	Apr 2017		Apr 2018		YTD 2017		YTD 2018	
	Count	% of Total	Count	% of Total	Count	% of Total	Count	% of Total
Force (F)	8	53%	15	45%	23	24%	50	30%
Abuse of Authority (A)	6	40%	13	39%	52	54%	92	54%
Discourtesy (D)	1	7%	3	9%	17	18%	20	12%
Offensive Language (O)	0	0%	2	6%	4	4%	7	4%
Total	15	100%	33	99%	96	100%	169	100%

Dispositions of Officers Assigned to PSAs

The following tables show the Board disposition of officers assigned to a PSA with a FADO allegation made against them.

Figure 39: Disposition of PSA Officers (2017 vs 2018)

Full Investigations	Apr 2017		Apr 2018		YTD 2017		YTD 2018	
	Count	%of Total	Count	%of Total	Count	%of Total	Count	%of Total
Substantiated	0	0%	0	0%	14	33%	12	16%
Exonerated	4	57%	2	22%	13	31%	19	25%
Unfounded	0	0%	0	0%	0	0%	0	0%
Unsubstantiated	3	43%	7	78%	15	36%	44	59%
MOS Unidentified	0	0%	0	0%	0	0%	0	0%
Total - Full Investigations	7		9		42		75	
Mediation Closures	Count	%of Total	Count	%of Total	Count	%of Total	Count	%of Total
Mediated	0	0%	0	0%	3	60%	3	38%
Mediation Attempted	0	0%	2	100%	2	40%	5	62%
Total - ADR Closures	0		2		5		8	
Resolved Case Total	7	50%	11	46%	47	67%	83	66%
Truncations / Other Closures	Count	%of Total	Count	%of Total	Count	%of Total	Count	%of Total
Complaint withdrawn	3	43%	3	23%	7	30%	10	24%
Complainant/Alleged Victim/Witness uncooperative	4	57%	2	15%	14	61%	18	43%
Complainant/Alleged Victim/Witness unavailable	0	0%	1	8%	2	9%	1	2%
Alleged Victim unidentified	0	0%	0	0%	0	0%	0	0%
Closed - Pending Litigation*	0	0%	7	54%	0	0%	13	31%
Miscellaneous	0	0%	0	0%	0	0%	0	0%
Administrative closure*	0	0%	0	0%	0	0%	0	0%
Total - Other Case Dispositions	7		13		23		42	
Total - Closed Cases	14		24		70		125	

* Closed - Pending Litigation is a truncation category added in August 2017. It indicates that the complaint was truncated due to the complainant/alleged victim's attorney.

**Administrative closure is a special category that deals with NYPD's Internal Affairs Bureau-referred cases or spin off cases with no complainant/alleged victim, and in which CCRB attempts to locate or identify a complainant/alleged victim has yielded no results.

Mediation Unit

Whenever mediation between a complainant/alleged victim and subject officer is suitable, it is offered by CCRB investigators. If the complainant/alleged victim and subject officer both agree to participate, a neutral, third-party mediator facilitates a conversation between the parties. “Mediation Attempted” refers to a situation in which an officer agrees to mediate and the complainant becomes unavailable (after the complainant initially agreed to mediation). The chart below indicates the number of mediations and attempted mediations in April and this year.

Figure 40: Mediated Complaints Closed

	April 2018			YTD 2018		
	Mediated	Mediation Attempted	Total	Mediated	Mediation Attempted	Total
Mediated Complaints	22	36	58	85	88	173

Figure 41: Mediated FADO Allegations Closed

	April 2018			YTD 2018		
	Mediated	Mediation Attempted	Total	Mediated	Mediation Attempted	Total
Force	3	4	7	15	10	25
Abuse of Authority	39	73	112	136	174	310
Discourtesy	4	19	23	27	39	66
Offensive Language	0	4	4	4	9	13
Total	46	100	146	182	232	414

Figure 42: Mediated Complaints By Borough (April 2018)

	Mediations
Bronx	5
Brooklyn	4
Manhattan	8
Queens	4
Staten Island	1

Figure 43: Mediated Allegations By Borough (April 2018)

	Mediations
Bronx	12
Brooklyn	9
Manhattan	18
Queens	6
Staten Island	1

**Figure 44: Mediated Complaints By Precinct
(Apr 2018 - YTD 2018)**

Precinct	Apr 2018	YTD 2018	Precinct	Apr 2018	YTD 2018
1	0	1	67	0	1
5	0	1	69	0	6
9	1	2	70	0	3
13	0	1	71	0	1
14	0	2	72	0	1
17	1	3	73	0	1
18	2	4	75	1	3
19	0	1	77	1	2
20	1	1	78	0	1
23	1	1	83	0	1
26	0	2	84	2	2
28	1	1	88	0	1
32	0	2	100	0	1
33	1	2	101	2	3
34	0	2	103	1	3
42	0	1	104	0	2
44	2	4	105	0	1
45	1	1	106	0	1
46	2	4	108	0	1
47	0	1	113	1	4
52	0	1	115	0	1
60	0	2	121	0	2
63	0	1	122	1	2

**Figure 45: Mediated Allegations By Precinct
(Apr 2018 - YTD 2018)**

Precinct	Apr 2018	YTD 2018	Precinct	Apr 2018	YTD 2018
1	0	1	67	0	3
5	0	1	69	0	17
9	3	5	70	0	6
13	0	2	71	0	1
14	0	4	72	0	2
17	1	5	73	0	1
18	10	13	75	2	4
19	0	2	77	3	4
20	1	1	78	0	4
23	1	1	83	0	2
26	0	4	84	4	4
28	1	1	88	0	2
32	0	5	100	0	2
33	1	2	101	3	6
34	0	3	103	1	8
42	0	2	104	0	6
44	3	7	105	0	4
45	4	4	106	0	1
46	5	7	108	0	4
47	0	2	113	2	5
52	0	1	115	0	3
60	0	9	121	0	6
63	0	3	122	1	2

Administrative Prosecution Unit

The CCRB’s Administrative Prosecution Unit (APU) prosecutes police misconduct cases when the Board has recommended charges, in the NYPD Trial Room. The APU is also able to offer pleas to officers who admit guilt rather than going to trial. Following a plea agreement or the conclusion of a disciplinary trial, cases are sent to the Police Commissioner for final penalties.

Figure 46: Administrative Prosecution Unit Case Closures

Disposition Category	Prosecution Disposition	Apr 2018	YTD 2018
Disciplinary Action	Not guilty after trial but Discipline Imposed	0	0
	Guilty after trial	0	3
	Trial verdict dismissed by PC, Comm. Disc. A imposed	0	0
	Trial verdict dismissed by PC, Comm. Disc. B imposed	0	0
	Trial verdict dismissed by PC, Formalized Training imposed	0	0
	Trial verdict dismissed by PC, Instructions imposed	0	0
	Trial verdict reversed by PC, Final verdict Guilty	0	0
	Resolved by plea	0	13
	Plea set aside, Comm. Disc. B	0	0
	Plea set aside, Comm. Disc. A	0	0
	Plea set aside, Formalized Training	0	0
	Plea set aside, Instructions	0	1
	*Retained, with discipline	0	1
	Disciplinary Action Total		0
No Disciplinary Action	Not guilty after trial	0	0
	Trial verdict reversed by PC, Final verdict Not Guilty	0	0
	Plea set aside, Without discipline	0	0
	**Retained, without discipline	1	1
	Dismissed by APU	0	0
	SOL Expired in APU	0	0
	No Disciplinary Action Total		1
Not Adjudicated	Charges not filed	0	0
	Deceased	0	0
	Other	0	1
	***Previously adjudicated, with discipline	0	0
	***Previously adjudicated, without discipline	0	0
	†Reconsidered by CCRB Board	0	0
	Retired	0	0
	SOL Expired prior to APU	0	0
	Not Adjudicated Total		0
Total Closures		1	20

*Retained cases are those in which the Department kept jurisdiction pursuant to Section 2 of the April 2, 2012 Memorandum of Understanding between the NYPD and the CCRB.

** When the Department keeps jurisdiction pursuant to Section 2 and does not impose any discipline on the officer, it is the equivalent of a category referred to as "Department Unable to Prosecute" (DUP). Cases are referred to as DUP when the department decides that it will not discipline an officer against whom the Board recommended discipline other than charges.

*** In some cases, the Department conducts its own investigation and prosecution prior to the completion of the CCRB's investigation. In those cases, the APU does not conduct a second prosecution.

† Under the Board's reconsideration process, an officer who has charges recommended as the penalty for a substantiated allegation may have the recommended penalty changed to something other than charges or have the disposition changed to something other than substantiated. In those cases, the APU ceases its prosecution.

NYPD Discipline

Under the New York City Charter, the Police Commissioner makes the final decision regarding discipline and the outcome of disciplinary trials.

The first chart reflects NYPD-imposed discipline for cases brought by the APU (Charges).

The chart on the following page reflects cases referred to the Police Commissioner where the Board recommended Command Discipline, Formalized Training or Instructions.

Figure 47: NYPD Discipline Imposed for Adjudicated APU Cases

Discipline*	April 2018	YTD 2018
Terminated	0	0
Suspension for or loss of vacation time of 31 or more days and/or Dismissal Probation	0	0
Suspension for or loss of vacation time of 21 to 30 days	0	0
Suspension for or loss of vacation time of 11 to 20 days	0	0
Suspension for or loss of vacation time of 1 to 10 days	0	16
Command Discipline B	0	0
Command Discipline A	0	0
Formalized Training**	0	1
Instructions***	0	1
Warned & Admonished/Reprimanded	0	0
Disciplinary Action† Total	0	18
No Disciplinary Action†	1	1
Adjudicated Total	1	19
Discipline Rate	0%	95%
Not Adjudicated† Total	0	1
Total Closures	1	20

*Where more than one penalty is imposed on a respondent, it is reported under the more severe penalty.

** Formalized training is conducted by the Police Academy, the NYPD Legal Bureau, or other NYPD Unit.

*** Instructions are conducted at the command level.

† The case closure types that define the "Disciplinary Action", "No Disciplinary Action" and "Not Adjudicated" categories are listed in Figure 43 on the previous page.

Figure 48: NYPD Discipline Imposed for Non-APU Cases

Disposition	Disposition Type*	April 2018	YTD 2018
Disciplinary Action	Terminated	0	0
	Suspension for or loss of vacation time of 31 or more days and/or Dismissal Probation	0	0
	Suspension for or loss of vacation time of 21 to 30 days	0	0
	Suspension for or loss of vacation time of 11 to 20 days	0	0
	Suspension for or loss of vacation time of 1 to 10 days	0	0
	Command Discipline B	4	4
	Command Discipline A	11	31
	Formalized Training**	14	55
	Instructions***	7	16
	Warned & admonished/Reprimanded	0	0
	Total	36	106
No Disciplinary Action	Not Guilty †	1	1
	Filed ††	0	2
	SOL Expired	0	3
	Department Unable to Prosecute†††	1	17
	No Finding ††††	1	1
	Total	3	24
	Discipline Rate	92%	82%
	DUP Rate	3%	13%

*Where the respondent is found guilty of charges, and the penalty imposed would fall into more than one of the above listed categories, it is reported under the more severe penalty.

** Formalized training is conducted by the Police Academy, the NYPD Legal Bureau, or other NYPD Unit.

*** Instructions are conducted at the command level.

† Trial outcomes in non-APU cases typically involve MOS who turned down command discipline, prompting the police department to proceed with charges.

†† "Filed" is a term used when the police department is not required to take action against the subject officer because the officer has resigned or retired from the department, or has been terminated.

††† When the department decides that it will not discipline an officer against whom the Board recommended discipline other than charges, those cases are referred to as "Department Unable to Prosecute," or DUP.

†††† "No Finding" refers to cases which the department reports as "Administratively Closed."

Figure 49: NYPD Discipline Imposed for Allegations - Non-APU Cases (April 2018)

Board Disposition	FADO Type	Allegation	Precinct	Borough	NYPD Discipline
Substantiated (Command Discipline B)	F	Physical force		Outside NYC	Formalized Training
Substantiated (Command Discipline B)	A	Threat of arrest		Outside NYC	Formalized Training
Substantiated (Command Discipline B)	A	Interference with recording	1	Manhattan	No Discipline
Substantiated (Formalized Training)	D	Word	6	Manhattan	Command Discipline A
Substantiated (Command Discipline A)	F	Physical force	7	Manhattan	Command Discipline A
Substantiated (Formalized Training)	A	Other	13	Manhattan	Formalized Training
Substantiated (Command Lvl Instructions)	D	Word	20	Manhattan	Instructions
Substantiated (Formalized Training)	A	Refusal to provide name/shield number	24	Manhattan	Instructions
Substantiated (Command Lvl Instructions)	A	Refusal to provide name/shield number	30	Manhattan	Instructions
Substantiated (Command Lvl Instructions)	A	Refusal to provide name/shield number	30	Manhattan	Instructions
Substantiated (Command Discipline B)	A	Threat of arrest	32	Manhattan	Command Discipline B
Substantiated (Command Discipline B)	A	Interference with recording	32	Manhattan	Command Discipline B
Substantiated (Command Discipline A)	A	Refusal to provide name/shield number	40	Bronx	Command Discipline A
Substantiated (Command Discipline A)	A	Refusal to provide name/shield number	40	Bronx	Command Discipline A
Substantiated (Command Discipline A)	A	Refusal to provide name/shield number	40	Bronx	Command Discipline A
Substantiated (Command Discipline A)	A	Refusal to provide name/shield number	40	Bronx	Command Discipline A
Substantiated (Command Discipline A)	A	Other	40	Bronx	Command Discipline A
Substantiated (Command Discipline A)	A	Frisk	40	Bronx	Command Discipline A
Substantiated (Command Discipline A)	A	Frisk	40	Bronx	Command Discipline A
Substantiated (Command Discipline A)	A	Frisk	40	Bronx	Command Discipline A
Substantiated (Command Discipline A)	A	Search (of person)	40	Bronx	Command Discipline A
Substantiated (Command Discipline A)	A	Stop	40	Bronx	Command Discipline A
Substantiated (Command Lvl Instructions)	A	Premises entered and/or searched	41	Bronx	Formalized Training
Substantiated (Formalized Training)	A	Frisk	42	Bronx	Formalized Training
Substantiated (Formalized Training)	A	Frisk	42	Bronx	Formalized Training
Substantiated (Formalized Training)	A	Frisk	42	Bronx	Formalized Training
Substantiated (Formalized Training)	A	Stop	42	Bronx	Formalized Training
Substantiated (Formalized Training)	A	Stop	42	Bronx	Formalized Training
Substantiated (Formalized Training)	A	Stop	42	Bronx	Formalized Training
Substantiated (Command Discipline B)	A	Premises entered and/or searched	43	Bronx	Formalized Training

Board Disposition	FADO Type	Allegation	Precinct	Borough	NYPD Discipline
Substantiated (Command Discipline B)	A	Premises entered and/or searched	43	Bronx	Formalized Training
Substantiated (Command Discipline A)	A	Vehicle search	47	Bronx	No Discipline
Substantiated (Formalized Training)	A	Refusal to provide name/shield number	48	Bronx	Instructions
Substantiated (Command Discipline B)	F	Gun Pointed	60	Brooklyn	Command Discipline B
Substantiated (Command Discipline B)	F	Gun Pointed	60	Brooklyn	Command Discipline B
Substantiated (Command Discipline B)	A	Vehicle stop	60	Brooklyn	Command Discipline B
Substantiated (Command Discipline B)	A	Vehicle stop	60	Brooklyn	Command Discipline B
Substantiated (Command Discipline B)	A	Vehicle search	60	Brooklyn	Command Discipline B
Substantiated (Command Discipline B)	A	Vehicle search	60	Brooklyn	Command Discipline B
Substantiated (Command Discipline A)	A	Retaliatory summons	60	Brooklyn	Command Discipline A
Substantiated (Command Discipline B)	D	Word	60	Brooklyn	Command Discipline B
Substantiated (Command Discipline B)	D	Word	60	Brooklyn	Command Discipline B
Substantiated (Command Discipline B)	A	Frisk	60	Brooklyn	Command Discipline B
Substantiated (Command Discipline B)	A	Search (of person)	60	Brooklyn	Command Discipline B
Substantiated (Formalized Training)	A	Frisk	67	Brooklyn	Formalized Training
Substantiated (Formalized Training)	A	Stop	67	Brooklyn	Formalized Training
Substantiated (Command Lvl Instructions)	D	Word	72	Brooklyn	Instructions
Substantiated (Command Discipline A)	A	Retaliatory summons	73	Brooklyn	Command Discipline A
Substantiated (Command Discipline B)	F	Physical force	75	Brooklyn	Command Discipline B
Substantiated (Formalized Training)	A	Frisk	75	Brooklyn	Formalized Training
Substantiated (Formalized Training)	A	Stop	75	Brooklyn	Formalized Training
Substantiated (Command Discipline B)	A	Stop	75	Brooklyn	Command Discipline B
Substantiated (Command Lvl Instructions)	A	Premises entered and/or searched	79	Brooklyn	Formalized Training
Substantiated (Command Lvl Instructions)	A	Premises entered and/or searched	79	Brooklyn	Formalized Training
Substantiated (Formalized Training)	F	Gun Pointed	84	Brooklyn	Formalized Training
Substantiated (Command Lvl Instructions)	A	Refusal to process civilian complaint	84	Brooklyn	Command Discipline A
Substantiated (Command Lvl Instructions)	A	Premises entered and/or searched	100	Queens	Formalized Training
Substantiated (Formalized Training)	D	Word	105	Queens	Instructions
Substantiated (Command Discipline A)	D	Word	105	Queens	Command Discipline A
Substantiated (Command Discipline A)	E	Race	105	Queens	Command Discipline A
Substantiated (Command Discipline A)	E	Other	105	Queens	Command Discipline A
Substantiated (Command Lvl Instructions)	A	Premises entered and/or searched	108	Queens	Formalized Training

Board Disposition	FADO Type	Allegation	Precinct	Borough	NYPD Discipline
Substantiated (Command Discipline B)	F	Nonlethal restraining device	113	Queens	No Discipline
Substantiated (Formalized Training)	A	Other	114	Queens	Formalized Training

Figure 50: NYPD Discipline Imposed for Allegations - APU Adjudicated Cases (April 2018)

Board Disposition	FADO Type	Allegation	Precinct	Borough	NYPD Discipline
Substantiated (Charges)	F	Nightstick as club (incl asp & baton)	32	Manhattan	No Discipline (Retained, without discipline)

Appendix

Over the years, the CCRB has made many types of data publicly available. In reorganizing the Monthly Report, we do not intend to remove any valuable information from the public domain. However, the Agency believes that some information is essential to place in the main body of the Monthly Report, while more granular charts and figures are better suited to the Appendix. We welcome you to contact the CCRB at www.nyc.gov or 212-912-7235 if you are having difficulty finding information on CCRB data that was formerly available.

Figure 51: CCRB Open Docket - Age of CCRB Cases Based On Incident Date

	April 2018		March 2018		Change	% Change
	Count	% of Total	Count	% of Total		
Cases 0-4 Months	950	71.9%	975	71.2%	-25	-2.6%
Cases 5-7 Months	223	16.9%	248	18.1%	-25	-10.1%
Cases 8 Months	33	2.5%	38	2.8%	-5	-13.2%
Cases 9 Months	28	2.1%	29	2.1%	-1	-3.4%
Cases 10 Months	22	1.7%	11	0.8%	11	100.0%
Cases 11 Months	10	0.8%	19	1.4%	-9	-47.4%
Cases 12 Months	15	1.1%	9	0.7%	6	66.7%
Cases 13 Months	9	0.7%	6	0.4%	3	50.0%
Cases 14 Months	6	0.5%	10	0.7%	-4	-40.0%
Cases 15 Months	11	0.8%	4	0.3%	7	175.0%
Cases 16 Months	2	0.2%	7	0.5%	-5	-71.4%
Cases 17 Months	4	0.3%	3	0.2%	1	33.3%
Cases 18 Months	0	0.0%	0	0.0%	0	NA
Cases Over 18 Months	9	0.7%	11	0.8%	-2	-18.2%
NA	0	0.0%	0	0.0%	0	NA
Total	1322	100.0%	1370	100.0%	-48	-3.5%

Figure 52: CCRB Open Docket - Age of CCRB Cases Based On CCRB Received Date

	April 2018		March 2018		Change	% Change
	Count	% of Total	Count	% of Total		
Cases 0-4 Months	1033	78.1%	1070	78.1%	-37	-3.5%
Cases 5-7 Months	211	16.0%	230	16.8%	-19	-8.3%
Cases 8 Months	26	2.0%	15	1.1%	11	73.3%
Cases 9 Months	13	1.0%	21	1.5%	-8	-38.1%
Cases 10 Months	15	1.1%	11	0.8%	4	36.4%
Cases 11 Months	8	0.6%	8	0.6%	0	0.0%
Cases 12 Months	5	0.4%	2	0.1%	3	150.0%
Cases 13 Months	1	0.1%	4	0.3%	-3	-75.0%
Cases 14 Months	4	0.3%	2	0.1%	2	100.0%
Cases 15 Months	1	0.1%	1	0.1%	0	0.0%
Cases 16 Months	0	0.0%	0	0.0%	0	NA
Cases 17 Months	0	0.0%	1	0.1%	-1	NA
Cases 18 Months	0	0.0%	0	0.0%	0	NA
Cases Over 18 Months	5	0.4%	5	0.4%	0	0.0%
NA	0	0.0%	0	0.0%	0	NA
Total	1322	100.0%	1370	100.0%	-48	-3.5%

Figure 53: CCRB Investigations Docket - Age of CCRB Cases Based On Incident Date

	April 2018		March 2018		Change	% Change
	Count	% of Total	Count	% of Total		
Cases 0-4 Months	658	76.7%	650	76.1%	8	1.2%
Cases 5-7 Months	119	13.9%	120	14.1%	-1	-0.8%
Cases 8 Months	17	2.0%	20	2.3%	-3	-15.0%
Cases 9 Months	11	1.3%	17	2.0%	-6	-35.3%
Cases 10 Months	14	1.6%	8	0.9%	6	75.0%
Cases 11 Months	7	0.8%	9	1.1%	-2	-22.2%
Cases 12 Months	9	1.0%	7	0.8%	2	28.6%
Cases 13 Months	5	0.6%	4	0.5%	1	25.0%
Cases 14 Months	2	0.2%	7	0.8%	-5	-71.4%
Cases 15 Months	6	0.7%	2	0.2%	4	200.0%
Cases 16 Months	1	0.1%	3	0.4%	-2	-66.7%
Cases 17 Months	2	0.2%	0	0.0%	2	NA
Cases 18 Months	0	0.0%	0	0.0%	0	NA
Cases Over 18 Months	7	0.8%	7	0.8%	0	0.0%
NA	0	0.0%	0	0.0%	0	NA
Total	858	100.0%	854	100.0%	4	0.5%

Figure 54: CCRB DA Hold Docket - Age of CCRB Cases Based On Incident Date

	April 2018	
	Count	% of Total
Cases 0-4 Months	4	36.4%
Cases 5-7 Months	2	18.2%
Cases 8 Months	0	0.0%
Cases 9 Months	0	0.0%
Cases 10 Months	0	0.0%
Cases 11 Months	0	0.0%
Cases 12 Months	0	0.0%
Cases 13 Months	0	0.0%
Cases 14 Months	0	0.0%
Cases 15 Months	1	9.1%
Cases 16 Months	0	0.0%
Cases 17 Months	2	18.2%
Cases 18 Months	0	0.0%
Cases Over 18 Months	2	18.2%
NA	0	0.0%
Total	11	100.0%

Figure 55: Disposition of Force Allegations (YTD 2018)

Force Allegation	Substantiated		Exonerated		Unsubstantiated		Unfounded		Officer Unidentified		Miscellaneous	
	Count	%	Count	%	Count	%	Count	%	Count	%	Count	%
Gun Pointed	1	3.7%	10	37%	7	25.9%	7	25.9%	2	7.4%	0	0%
Gun fired	0	0%	4	100%	0	0%	0	0%	0	0%	0	0%
Nightstick as club (incl asp & baton)	0	0%	7	63.6%	0	0%	2	18.2%	2	18.2%	0	0%
Gun as club	0	0%	0	0%	3	100%	0	0%	0	0%	0	0%
Radio as club	0	0%	0	0%	0	0%	2	100%	0	0%	0	0%
Flashlight as club	1	100%	0	0%	0	0%	0	0%	0	0%	0	0%
Police shield	0	0%	1	33.3%	2	66.7%	0	0%	0	0%	0	0%
Vehicle	0	0%	0	0%	2	66.7%	1	33.3%	0	0%	0	0%
Other blunt instrument as a club	0	0%	1	100%	0	0%	0	0%	0	0%	0	0%
Hit against inanimate object	0	0%	3	21.4%	6	42.9%	5	35.7%	0	0%	0	0%
Chokehold	2	8%	0	0%	17	68%	6	24%	0	0%	0	0%
Pepper spray	8	66.7%	4	33.3%	0	0%	0	0%	0	0%	0	0%
Physical force	16	4.6%	140	40.3%	107	30.8%	45	13%	39	11.2%	0	0%
Handcuffs too tight	0	0%	0	0%	0	0%	1	100%	0	0%	0	0%
Nonlethal restraining device	0	0%	9	81.8%	1	9.1%	1	9.1%	0	0%	0	0%
Animal	0	0.0%	0	0.0%	0	0.0%	0	0.0%	0	0.0%	0	0.0%
Other	3	10%	7	23.3%	13	43.3%	5	16.7%	2	6.7%	0	0%
Restricted Breathing	0	0%	0	0%	7	63.6%	1	9.1%	3	27.3%	0	0%
Total	31	6.1%	186	36.8%	165	32.6%	76	15%	48	9.5%	0	0%

Figure 56: Disposition of Abuse of Authority Allegations (YTD 2018)

Abuse of Authority Allegation	Substantiated		Exonerated		Unsubstantiated		Unfounded		Officer Unidentified		Miscellaneous	
	Count	%	Count	%	Count	%	Count	%	Count	%	Count	%
Gun Drawn	0	0%	10	83.3%	2	16.7%	0	0%	0	0%	0	0%
Entry of Premises	0	0%	3	100%	0	0%	0	0%	0	0%	0	0%
Strip-searched	5	38.5%	2	15.4%	3	23.1%	2	15.4%	1	7.7%	0	0%
Vehicle stop	4	5.6%	40	55.6%	19	26.4%	0	0%	9	12.5%	0	0%
Vehicle search	9	14.3%	26	41.3%	21	33.3%	0	0%	7	11.1%	0	0%
Premises entered and/or searched	15	7.7%	130	67%	37	19.1%	4	2.1%	8	4.1%	0	0%
Threat of summons	2	40%	2	40%	1	20%	0	0%	0	0%	0	0%
Threat of arrest	7	5.6%	49	38.9%	51	40.5%	11	8.7%	8	6.3%	0	0%
Threat to notify ACS	0	0%	1	25%	3	75%	0	0%	0	0%	0	0%
Threat of force (verbal or physical)	6	8.2%	13	17.8%	36	49.3%	11	15.1%	7	9.6%	0	0%
Threat to damage/seize property	3	11.5%	3	11.5%	14	53.8%	1	3.8%	5	19.2%	0	0%
Property damaged	1	4.2%	5	20.8%	10	41.7%	1	4.2%	7	29.2%	0	0%
Refusal to process civilian complaint	7	46.7%	0	0%	3	20%	2	13.3%	3	20%	0	0%
Refusal to provide name/shield number	12	9.3%	3	2.3%	93	72.1%	14	10.9%	7	5.4%	0	0%
Retaliatory arrest	5	83.3%	0	0%	1	16.7%	0	0%	0	0%	0	0%
Retaliatory summons	3	100%	0	0%	0	0%	0	0%	0	0%	0	0%
Refusal to obtain medical treatment	2	5.6%	0	0%	25	69.4%	7	19.4%	2	5.6%	0	0%
Improper dissemination of medical info	0	0%	0	0%	0	0%	0	0%	1	100%	0	0%
Other	10	24.4%	22	53.7%	8	19.5%	0	0%	1	2.4%	0	0%
Seizure of property	1	8.3%	8	66.7%	2	16.7%	0	0%	1	8.3%	0	0%
Refusal to show search warrant	0	0%	0	0%	17	81%	4	19%	0	0%	0	0%
Frisk	29	34.9%	10	12%	23	27.7%	4	4.8%	17	20.5%	0	0%
Search (of person)	9	11.2%	10	12.5%	42	52.5%	3	3.8%	16	20%	0	0%
Stop	20	16.4%	51	41.8%	35	28.7%	2	1.6%	14	11.5%	0	0%
Question	4	16.7%	6	25%	8	33.3%	0	0%	6	25%	0	0%
Refusal to show arrest warrant	0	0%	0	0%	1	50%	0	0%	1	50%	0	0%
Interference with recording	8	42.1%	2	10.5%	4	21.1%	2	10.5%	3	15.8%	0	0%
Search of recording device	0	0%	0	0%	4	80%	1	20%	0	0%	0	0%
Electronic device information deletion	0	0%	0	0%	0	0%	0	0%	1	100%	0	0%

Forcible Removal to Hospital	2	4.8%	39	92.9%	1	2.4%	0	0%	0	0%	0	0%
Threat re: removal to hospital	1	33.3%	0	0%	2	66.7%	0	0%	0	0%	0	0%
Threat re: immigration status	0	0.0%	0	0.0%	0	0.0%	0	0.0%	0	0.0%	0	0.0%
Disseminated immigration status	0	0.0%	0	0.0%	0	0.0%	0	0.0%	0	0.0%	0	0.0%
Questioned immigration status	0	0%	0	0%	2	100%	0	0%	0	0%	0	0%
Search of Premises	0	0%	2	100%	0	0%	0	0%	0	0%	0	0%
Sex Miscon (Sexual Harassment, Verbal)	0	0.0%	0	0.0%	0	0.0%	0	0.0%	0	0.0%	0	0.0%
Sex Miscon (Sexual Harassment, Gesture)	0	0.0%	0	0.0%	0	0.0%	0	0.0%	0	0.0%	0	0.0%
Sexual Misconduct (Sexual Humiliation)	0	0.0%	0	0.0%	0	0.0%	0	0.0%	0	0.0%	0	0.0%
Sex Miscon (Sexual/Romantic Proposition)	0	0.0%	0	0.0%	0	0.0%	0	0.0%	0	0.0%	0	0.0%
Sex Miscon (Sexually Motivated Arrest)	0	0.0%	0	0.0%	0	0.0%	0	0.0%	0	0.0%	0	0.0%
Sex Miscon (Sexually Motivated Stop)	0	0.0%	0	0.0%	0	0.0%	0	0.0%	0	0.0%	0	0.0%
Sex Miscon (Sexually Motivated Frisk)	0	0.0%	0	0.0%	0	0.0%	0	0.0%	0	0.0%	0	0.0%
Sex Miscon (Sexually Motivated Search)	0	0.0%	0	0.0%	0	0.0%	0	0.0%	0	0.0%	0	0.0%
Sex Miscon (Sexually Motiv Strip-Search)	0	0.0%	0	0.0%	0	0.0%	0	0.0%	0	0.0%	0	0.0%
Sex Miscon (Sexually Motiv Vehicle Stop)	0	0.0%	0	0.0%	0	0.0%	0	0.0%	0	0.0%	0	0.0%
Sex Miscon (Sexually Motiv Photo/Video)	0	0.0%	0	0.0%	0	0.0%	0	0.0%	0	0.0%	0	0.0%
Sex Miscon (Sexually Motivated Summons)	0	0.0%	0	0.0%	0	0.0%	0	0.0%	0	0.0%	0	0.0%
Photography/Videography	0	0.0%	0	0.0%	0	0.0%	0	0.0%	0	0.0%	0	0.0%
Body Cavity Searches	0	0.0%	0	0.0%	0	0.0%	0	0.0%	0	0.0%	0	0.0%
Total	165	13.1%	437	34.6%	468	37%	69	5.5%	125	9.9%	0	0%

Figure 57: Disposition of Discourtesy Allegations (YTD 2018)

Discourtesy Allegation	Substantiated		Exonerated		Unsubstantiated		Unfounded		Officer Unidentified		Miscellaneous	
	Count	%	Count	%	Count	%	Count	%	Count	%	Count	%
Word	27	11.5%	7	3%	143	61.1%	23	9.8%	34	14.5%	0	0%
Gesture	0	0%	0	0%	4	80%	1	20%	0	0%	0	0%
Demeanor/tone	0	0.0%	0	0.0%	0	0.0%	0	0.0%	0	0.0%	0	0.0%
Action	1	3%	4	12.1%	18	54.5%	2	6.1%	8	24.2%	0	0%
Other	0	0%	0	0%	0	0%	1	100%	0	0%	0	0%
Total	28	10.3%	11	4%	165	60.4%	27	9.9%	42	15.4%	0	0%

Figure 58: Disposition of Offensive Language Allegations (YTD 2018)

Offensive Language Allegation	Substantiated		Exonerated		Unsubstantiated		Unfounded		Officer Unidentified		Miscellaneous	
	Count	%	Count	%	Count	%	Count	%	Count	%	Count	%
Race	0	0%	0	0%	15	75%	3	15%	2	10%	0	0%
Ethnicity	0	0%	0	0%	1	12.5%	7	87.5%	0	0%	0	0%
Religion	0	0.0%	0	0.0%	0	0.0%	0	0.0%	0	0.0%	0	0.0%
Gender	1	5.6%	0	0%	14	77.8%	3	16.7%	0	0%	0	0%
Sexual orientation	0	0%	0	0%	3	100%	0	0%	0	0%	0	0%
Physical disability	1	33.3%	0	0%	1	33.3%	0	0%	1	33.3%	0	0%
Other	1	11.1%	0	0%	4	44.4%	4	44.4%	0	0%	0	0%
Gender Identity	0	0.0%	0	0.0%	0	0.0%	0	0.0%	0	0.0%	0	0.0%
Total	3	4.9%	0	0%	38	62.3%	17	27.9%	3	4.9%	0	0%

Figure 59: Administrative Prosecutions Unit Open Docket (April 2018)

Case Stage	Cases	Percent
Charges served, Conference Date Requested	0	0%
Awaiting filing of charges	34	41%
Charges filed, awaiting service	27	33%
Charges served, CORD/SoEH/DCS pending	12	14%
Calendared for court appearance	3	4%
Case Off Calendar - Subsequent Appearance Pending	2	2%
Trial scheduled	1	1%
Trial commenced	1	1%
Plea agreed - paperwork pending	3	4%
Total	83	100%

CORD is the CO's Report on MOS facing discipline.
 SoEH is the Summary of Employment History.
 DCS is the Disciplinary Cover Sheet.

Figure 60: Administrative Prosecutions Unit Cases Awaiting Final Disposition (April 2018)

Case Stage	Cases	Percent
Disposition modified, awaiting final disp.	1	6%
Plea filed - awaiting approval by PC	10	56%
Verdict rendered - awaiting approval by PC	6	33%
Verdict rendered - Fogel response due	0	0%
Trial completed, awaiting verdict	1	6%
Total	18	100%

A Fogel response is a letter to the Trial Commissioner with comments from the CCRB on the Trial Commissioner's report and recommendation.

Figure 61: Officers With CCRB Complaints Closed in 2018 by Command

Patrol Services Bureau	Substantiated MOS Apr 2018	Substantiated MOS YTD 2018	Total MOS Apr 2018	Total MOS YTD 2018
Patrol Borough Manhattan South Total	1	2	25	91
Patrol Borough Manhattan North Total	13	31	58	182
Patrol Borough Bronx Total	7	18	76	264
Patrol Borough Brooklyn South Total	6	14	59	187
Patrol Borough Brooklyn North Total	10	21	70	207
Patrol Borough Queens South Total	0	6	49	159
Patrol Borough Queens North Total	0	4	10	51
Patrol Borough Staten Island Total	2	11	27	79
Special Operations Division Total	0	0	4	15
Other Patrol Services Bureau Commands Total	0	0	0	1
Total	39	107	378	1236
Other Bureaus				
Traffic Control Division Total	0	2	3	19
Transit Bureau Total	4	5	21	52
Housing Bureau Total	0	12	24	130
Organized Crime Control Bureau Total	2	4	15	55
Detective Bureau Total	0	1	12	49
Other Bureaus Total	0	0	6	35
Total	6	24	81	340
Other Commands				
Deputy Commissioners and Miscellaneous Commands Total	0	1	11	19
Undetermined	1	1	4	15
Total	46	133	474	1610

Table shows MOS command as recorded at the time of complaint.

Figure 62A: Officers With CCRB Complaints Closed in 2018 by Command - Patrol Borough Manhattan South

Manhattan South	Substantiated MOS Apr 2018	Substantiated MOS YTD 2018	Total MOS Apr 2018	Total MOS YTD 2018
001 Precinct	0	1	2	11
005 Precinct	1	1	4	12
006 Precinct	0	0	1	11
007 Precinct	0	0	0	5
009 Precinct	0	0	3	5
010 Precinct	0	0	0	5
013 Precinct	0	0	1	5
Midtown South Precinct	0	0	1	6
017 Precinct	0	0	2	5
Midtown North Precinct	0	0	6	18
Precincts Total	1	2	20	83
Patrol Borough Manhattan South Task Force	0	0	4	4
Patrol Borough Manhattan South HQ	0	0	1	4
Patrol Borough Manhattan South Anti-Crime Unit	0	0	0	0
Patrol Borough Manhattan South Total	1	2	25	91

Table shows MOS command as recorded at the time of complaint.

Figure 62B: Officers With CCRB Complaints Closed in 2018 by Command - Patrol Borough Manhattan North

Manhattan North	Substantiated MOS Apr 2018	Substantiated MOS YTD 2018	Total MOS Apr 2018	Total MOS YTD 2018
019 Precinct	0	1	1	10
020 Precinct	0	0	3	16
023 Precinct	0	1	2	13
024 Precinct	0	0	4	8
025 Precinct	0	0	1	4
026 Precinct	1	1	2	5
Central Park Precinct	0	1	1	2
028 Precinct	2	5	5	17
030 Precinct	2	3	4	14
032 Precinct	0	2	6	16
033 Precinct	0	0	13	29
034 Precinct	8	16	16	41
Precincts Total	13	30	58	175
Patrol Borough Manhattan North Task Force	0	0	0	0
Patrol Borough Manhattan North HQ	0	1	0	2
Patrol Borough Manhattan North Anti-Crime Unit	0	0	0	5
Manhattan North Impact Response Team	0	0	0	0
Patrol Borough Manhattan North Total	13	31	58	182

Table shows MOS command as recorded at the time of complaint.

Figure 62C: Officers With CCRB Complaints Closed in 2018 by Command - Patrol Borough Bronx

Bronx	Substantiated MOS Apr 2018	Substantiated MOS YTD 2018	Total MOS Apr 2018	Total MOS YTD 2018
040 Precinct	1	4	3	19
041 Precinct	0	1	5	15
042 Precinct	0	0	1	17
043 Precinct	0	1	1	11
044 Precinct	1	2	16	46
045 Precinct	0	2	6	14
046 Precinct	1	2	10	22
047 Precinct	2	2	11	24
048 Precinct	0	0	6	25
049 Precinct	0	1	7	16
050 Precinct	0	1	0	14
052 Precinct	2	2	10	40
Precincts Total	7	18	76	263
Patrol Borough Bronx Task Force	0	0	0	1
Patrol Borough Bronx HQ	0	0	0	0
Patrol Borough Bronx Anti-Crime Unit	0	0	0	0
Bronx Impact Response Team	0	0	0	0
Patrol Borough Bronx Total	7	18	76	264

Table shows MOS command as recorded at the time of complaint.

Figure 62D: Officers With CCRB Complaints Closed in 2018 by Command - Patrol Borough Brooklyn South

Brooklyn South	Substantiated MOS Apr 2018	Substantiated MOS YTD 2018	Total MOS Apr 2018	Total MOS YTD 2018
060 Precinct	0	0	3	17
061 Precinct	0	0	10	16
062 Precinct	1	1	6	11
063 Precinct	3	5	8	16
066 Precinct	0	0	3	8
067 Precinct	0	1	7	26
068 Precinct	0	2	2	10
069 Precinct	2	4	6	28
070 Precinct	0	0	2	10
071 Precinct	0	0	9	16
072 Precinct	0	0	0	12
076 Precinct	0	0	0	8
078 Precinct	0	0	0	2
Precincts Total	6	13	56	180
Patrol Borough Brooklyn South Task Force	0	1	0	3
Patrol Borough Brooklyn South HQ	0	0	0	0
Patrol Borough Brooklyn South Anti-Crime Unit	0	0	3	4
Brooklyn South Impact Response Team	0	0	0	0
Patrol Borough Brooklyn South Total	6	14	59	187

Table shows MOS command as recorded at the time of complaint.

Figure 62E: Officers With CCRB Complaints Closed in 2018 by Command - Patrol Borough Brooklyn North

Brooklyn North	Substantiated MOS Apr 2018	Substantiated MOS YTD 2018	Total MOS Apr 2018	Total MOS YTD 2018
073 Precinct	0	3	9	23
075 Precinct	3	3	13	46
077 Precinct	4	4	11	25
079 Precinct	1	3	7	37
081 Precinct	1	3	8	25
083 Precinct	0	3	3	16
084 Precinct	1	2	6	15
088 Precinct	0	0	5	6
090 Precinct	0	0	3	4
094 Precinct	0	0	4	5
Precincts Total	10	21	69	202
Patrol Borough Brooklyn North Task Force	0	0	0	0
Patrol Borough Brooklyn North HQ	0	0	0	1
Patrol Borough Brooklyn North Anti-Crime Unit	0	0	1	4
Brooklyn North Impact Response Team	0	0	0	0
Patrol Borough Brooklyn North Total	10	21	70	207

Table shows MOS command as recorded at the time of complaint.

Figure 62F: Officers With CCRB Complaints Closed in 2018 by Command - Patrol Borough Queens South

Queens South	Substantiated MOS Apr 2018	Substantiated MOS YTD 2018	Total MOS Apr 2018	Total MOS YTD 2018
100 Precinct	0	0	1	6
101 Precinct	0	0	14	33
102 Precinct	0	0	3	11
103 Precinct	0	0	5	25
105 Precinct	0	1	10	18
106 Precinct	0	2	0	12
107 Precinct	0	0	3	9
113 Precinct	0	3	13	41
Precincts Total	0	6	49	155
Patrol Borough Queens South Task Force	0	0	0	1
Patrol Borough Queens South HQ	0	0	0	0
Patrol Borough Queens South Anti-Crime Unit	0	0	0	3
Queens South Impact Response Team	0	0	0	0
Patrol Borough Queens South Total	0	6	49	159

Table shows MOS command as recorded at the time of complaint.

Figure 62G: Officers With CCRB Complaints Closed in 2018 by Command - Patrol Borough Queens North

Queens North	Substantiated MOS Apr 2018	Substantiated MOS YTD 2018	Total MOS Apr 2018	Total MOS YTD 2018
104 Precinct	0	0	0	2
108 Precinct	0	0	0	5
109 Precinct	0	0	0	7
110 Precinct	0	0	0	7
111 Precinct	0	0	4	7
112 Precinct	0	0	1	1
114 Precinct	0	3	4	12
115 Precinct	0	0	1	9
Precincts Total	0	3	10	50
Patrol Borough Queens North Task Force	0	0	0	0
Patrol Borough Queens North HQ	0	1	0	1
Patrol Borough Queens North Anti-Crime Unit	0	0	0	0
Patrol Borough Queens North Total	0	4	10	51

Table shows MOS command as recorded at the time of complaint.

Figure 62H: Officers With CCRB Complaints Closed in 2018 by Command - Patrol Borough Staten Island

Staten Island	Substantiated MOS Apr 2018	Substantiated MOS YTD 2018	Total MOS Apr 2018	Total MOS YTD 2018
120 Precinct	0	7	14	38
122 Precinct	1	1	7	16
123 Precinct	0	0	0	8
121 Precinct	0	0	1	6
Precincts Total	1	8	22	68
Patrol Borough Staten Island Task Force	0	0	0	1
Patrol Borough Staten Island HQ	1	3	5	7
Patrol Borough Staten Island Anti-Crime Unit	0	0	0	3
Staten Island Housing Unit	0	0	0	0
Staten Island Court Section	0	0	0	0
Staten Island Impact Response Team	0	0	0	0
Patrol Borough Staten Island Total	2	11	27	79

Table shows MOS command as recorded at the time of complaint.

Figure 62I: Officers With CCRB Complaints Closed in 2018 by Command - Special Operations Division

Special Operations	Substantiated MOS Apr 2018	Substantiated MOS YTD 2018	Total MOS Apr 2018	Total MOS YTD 2018
Emergency Services Unit and Squads 1-10	0	0	4	10
Harbor Unit	0	0	0	4
Aviation Unit	0	0	0	0
Canine Team	0	0	0	0
Mounted Unit	0	0	0	1
2 SOD Strategic Response Group	0	0	0	0
Special Operations Division Headquarters	0	0	0	0
Special Operations Division Total	0	0	4	15

Table shows MOS command as recorded at the time of complaint.

Figure 62J: Officers With CCRB Complaints Closed in 2018 by Command - Other Patrol Services Bureau Commands

Other Patrol Services Bureau Commands	Substantiated MOS Apr 2018	Substantiated MOS YTD 2018	Total MOS Apr 2018	Total MOS YTD 2018
Chiefs Office	0	0	0	1
Special Operations Division Taxi Unit	0	0	0	0
Other Patrol Services Bureau Commands Total	0	0	0	1

Table shows MOS command as recorded at the time of complaint.

Figure 62K: Officers With CCRB Complaints Closed in 2018 by Command - Traffic Control Division

Traffic Control Division	Substantiated MOS Apr 2018	Substantiated MOS YTD 2018	Total MOS Apr 2018	Total MOS YTD 2018
Traffic Control Division - Headquarters Command	0	0	0	0
Manhattan Traffic Task Force	0	0	0	0
Brooklyn Traffic Task Force	0	0	0	0
Bronx Traffic Task Force	0	0	0	0
Queens Traffic Task Force	0	0	0	0
Surface Transportation Enforcement Division (STED)	0	0	0	0
Bus Unit	0	0	1	1
Traffic Control Parking Enforcement District	0	0	0	0
Traffic Control Tow Units	0	0	0	0
Traffic Control Summons Enforcement	0	0	0	0
Traffic Command Intersection Control	0	0	0	0
Traffic Control Intelligence Unit	0	0	0	0
Highway District	0	1	0	2
Highway Unit #1	0	0	2	8
Highway Unit #2	0	0	0	3
Highway Unit #3	0	1	0	4
Highway Unit #4	0	0	0	0
Highway Unit #5	0	0	0	1
Highway Safety Enforcement Unit	0	0	0	0
Movie and TV Unit	0	0	0	0
Traffic Control Division Total	0	2	3	19

Table shows MOS command as recorded at the time of complaint.

Figure 62L: Officers With CCRB Complaints Closed in 2018 by Command - Transit Bureau

Transit Bureau	Substantiated MOS Apr 2018	Substantiated MOS YTD 2018	Total MOS Apr 2018	Total MOS YTD 2018
Transit Bureau Headquarters	0	0	0	0
Transit Bureau Authority Liaison	0	0	0	0
Transit Bureau Inspections	0	0	0	0
Transit Bureau Spec. Invest. Unit	0	0	0	0
Transit Bureau Crime Analysis	0	0	0	0
Transit Bureau Patrol Operations	0	0	0	0
Transit Bureau Manhattan	0	0	0	0
Transit Bureau Bronx	0	0	0	0
Transit Bureau Queens	0	0	0	0
Transit Bureau Brooklyn	0	0	0	0
TB DT01	0	0	0	0
TB DT02	2	2	5	7
TB DT03	0	0	3	8
TB DT04	0	0	3	7
TB DT11	0	0	4	5
TB DT12	0	0	2	2
TB DT20	0	0	1	2
TB DT23	0	0	0	0
TB DT30	0	0	0	2
TB DT32	0	0	0	2
TB DT33	0	0	0	1
TB DT34	0	0	0	1
Transit Bureau Manhattan Task Force	2	2	3	8
Transit Bureau Bronx Task Force	0	0	0	0
Transit Bureau Queens Task Force	0	0	0	0
Transit Bureau Brooklyn Task Force	0	1	0	2
Transit Bureau Homeless Outreach Unit	0	0	0	0
Transit Division Canine Unit	0	0	0	1
Transit Bureau Vandal Unit	0	0	0	0
Transit Bureau Special Operations Unit	0	0	0	2
TB Anti-Terrorism	0	0	0	2
Transportation Bureau and Transit Other Commands	0	0	0	0
Transit Bureau Total	4	5	21	52

Table shows MOS command as recorded at the time of complaint.

Figure 62M: Officers With CCRB Complaints Closed in 2018 by Command - Housing Bureau

Housing Bureau	Substantiated MOS Apr 2018	Substantiated MOS YTD 2018	Total MOS Apr 2018	Total MOS YTD 2018
Housing Bureau (Office of the Chief Command Center)	0	0	0	0
Housing Bureau Special Operations Section	0	0	0	0
PSA 1	0	0	0	10
PSA 2	0	0	3	19
PSA 3	0	0	5	8
PSA 4	0	0	5	20
PSA 5	0	1	1	5
PSA 6	0	1	3	14
PSA 7	0	5	7	31
PSA 8	0	4	0	8
PSA 9	0	0	0	10
Housing Bureau Brooklyn/Staten Island	0	0	0	0
Housing Bureau Manhattan	0	0	0	0
Housing Bureau Bronx/Queens	0	0	0	0
Housing Bureau Investigations	0	0	0	0
Housing Bureau Elevator Vandalism Unit	0	0	0	0
Housing Bureau Operations and Misc. Commands	0	0	0	0
Housing Bureau Total	0	12	24	130
Housing Borough Brooklyn Impact Response Team	0	1	0	5
Housing Borough Manhattan Impact Response Team	0	0	0	0
Housing Borough Bronx/Queens Impact Response Team	0	0	0	0
Housing Bureau Total	0	12	24	130

Table shows MOS command as recorded at the time of complaint.

Figure 62N: Officers With CCRB Complaints Closed in 2018 by Command - Organized Crime Control Bureau

Organized Crime Control Bureau	Substantiated MOS Apr 2018	Substantiated MOS YTD 2018	Total MOS Apr 2018	Total MOS YTD 2018
Queens Narcotics	0	0	4	9
Manhattan North Narcotics	0	0	1	2
Manhattan South Narcotics	0	0	0	4
Bronx Narcotics	2	3	5	11
Staten Island Narcotics	0	0	0	5
Brooklyn North Narcotics	0	0	5	13
Brooklyn South Narcotics	0	1	0	9
Narcotics Headquarters	0	0	0	0
Auto Crime Division	0	0	0	2
Vice Enforcement Division	0	0	0	0
Drug Enforcement Task Force	0	0	0	0
Organized Crime Headquarters	0	0	0	0
Organized Crime Control Bureau Total	2	4	15	55

Table shows MOS command as recorded at the time of complaint.

Figure 620: Officers With CCRB Complaints Closed in 2018 by Command - Detective Bureau

Detective Bureau	Substantiated MOS Apr 2018	Substantiated MOS YTD 2018	Total MOS Apr 2018	Total MOS YTD 2018
Detective Bureau Headquarters	0	0	3	3
Central Investigation and Resource Division	0	0	0	0
Special Investigations Division	0	0	0	0
Special Victims Division	0	0	1	3
Forensic Investigations Division	0	0	0	0
Fugitive Enforcement Division	0	0	0	0
Gang Division	0	0	1	9
Detective Borough Bronx	0	0	1	7
Detective Borough Manhattan	0	0	2	9
Detective Borough Brooklyn	0	0	1	8
Detective Borough Queens	0	1	2	9
Detective Borough Staten Island	0	0	1	1
DB Queens North Operations	0	0	0	0
DB Queens South Operations	0	0	0	0
Detective Bureau Total	0	1	12	49

Table shows MOS command as recorded at the time of complaint.

Figure 62P: Officers With CCRB Complaints Closed in 2018 by Command - Other Bureaus

Other Bureaus	Substantiated MOS Apr 2018	Substantiated MOS YTD 2018	Total MOS Apr 2018	Total MOS YTD 2018
Internal Affairs Bureau				
Internal Affairs Bureau	0	0	0	0
Criminal Justice Bureau				
Court Division	0	0	6	30
Court Bureau	0	0	0	0
Court LMSI	0	0	0	0
Court Unit	0	0	0	0
Criminal Justice Headquarters	0	0	0	1
Support Services Bureau				
Property Clerk Division	0	0	0	3
Fleet Services	0	0	0	0
Central Records Division	0	0	0	0
Personnel Bureau				
Applicant Processing Division	0	0	0	0
Health Services	0	0	0	0
Personnel Bureau Headquarters	0	0	0	1
Other Bureaus Total	0	0	6	35

Table shows MOS command as recorded at the time of complaint.

Figure 62Q: Officers With CCRB Complaints Closed in 2018 by Command - Deputy Commissioners and Miscellaneous Commands

Deputy Commissioners and Miscellaneous Commands	Substantiated MOS Apr 2018	Substantiated MOS YTD 2018	Total MOS Apr 2018	Total MOS YTD 2018
Deputy Commissioner Legal Matters - License Division	0	0	0	0
Deputy Commissioner Legal Matters - Legal Bureau	0	0	0	0
DC Training	0	0	0	0
Deputy Commissioner Training - Police Academy	0	0	0	0
Deputy Commissioner Training - Police Academy Training	0	0	1	2
Deputy Commissioner Training - In-service Training Section	0	0	0	0
Deputy Commissioner Management and Budget	0	0	0	0
Police Commissioner Office	0	0	0	0
Community Affairs Division	0	0	0	0
Chief of Community Affairs	0	0	0	0
Community Affairs Juvenile Section	0	0	0	0
School Safety Bronx/Manhattan	0	0	0	0
School Safety Queens/Brooklyn	0	0	1	1
Office of Equal Employment	0	0	0	0
Deputy Commissioner Operations	0	0	0	0
DC Operations Financial Mgmt.	0	0	0	0
Intelligence Division	0	1	6	13
Chief of Department	0	0	3	3
Department Advocate	0	0	0	0
Deputy Commissioner Public Information	0	0	0	0
Crime Prevention	0	0	0	0
First Deputy Commissioner	0	0	0	0
Office of Management, Analysis and Planning	0	0	0	0
Quality Assurance Division	0	0	0	0
Deputy Commissioner Counterterrorism	0	0	0	0
Chief of Department Evaluation Section	0	0	0	0
Deputy Commissioners and Miscellaneous Commands Total	0	1	11	19

Table shows MOS command as recorded at the time of complaint.