

DAILY REPORT

1/19/2021

(Data from Monday, January 18, 2021)

Code Blue

SINGLE ADULTS	
Drop-in Center Clients Served	491
Drop-in Center Overnight Census	188
Faith Bed Census	51
Outreach Contacts	304
Outreach Placements	14
Safe Haven Utilization	1086
Veterans In Short-term Housing	205
Criminal Justice Short-term Housing	102

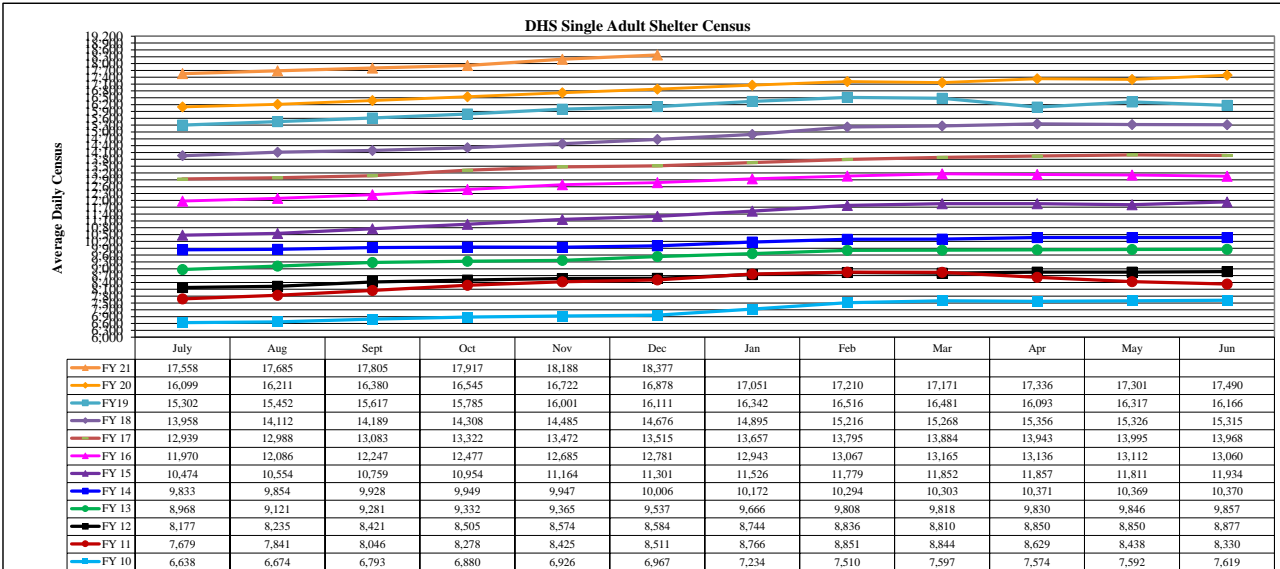
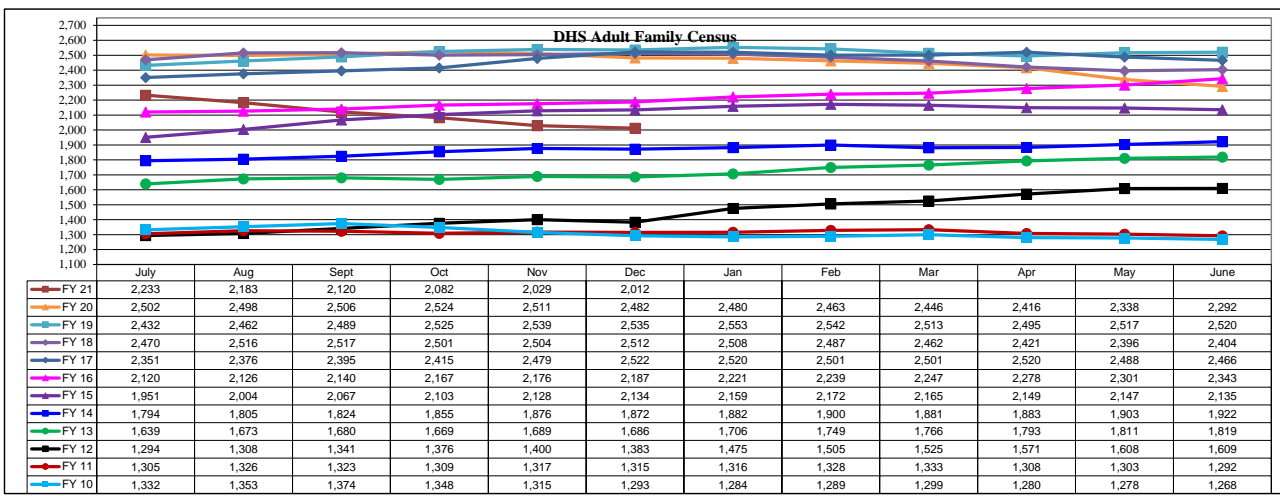
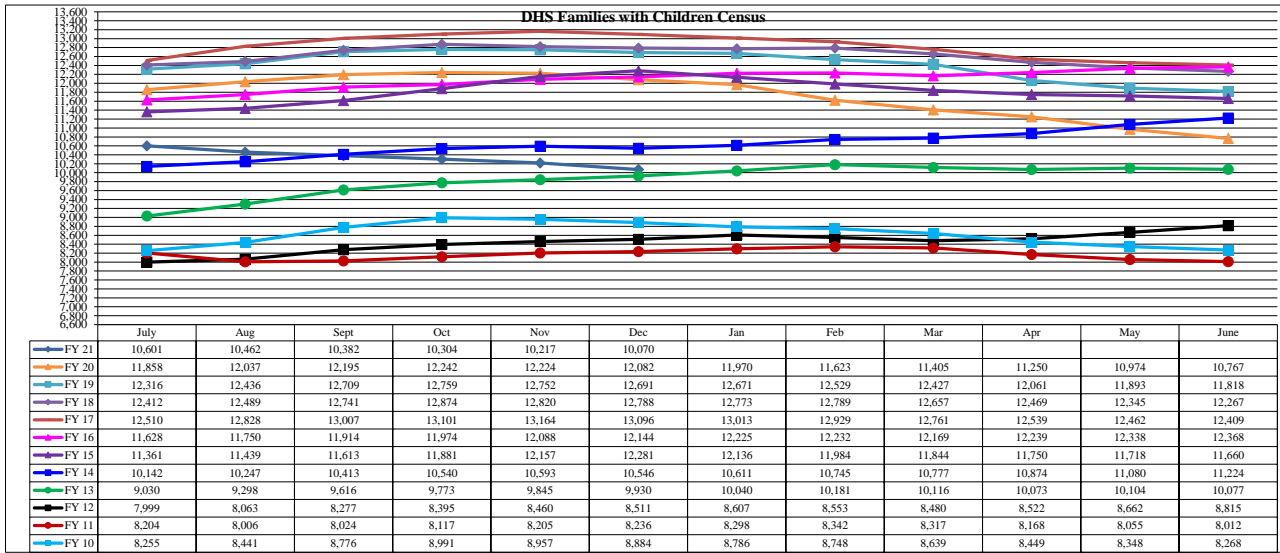
FAMILY INTAKE	
Families Requesting Temporary Housing at PATH	86
Adult Families Requesting Temporary Housing at AFIC	5
Families Placed in Overnight Accommodations	0
Families w/children at PATH Overnight (pre 10PM)	0

TOTAL SHELTER CENSUS	
Adults	35,631
Children	17,173
Total Individuals	52,804

SINGLE ADULTS	
Men	13,989
Women	4,558
Total Single Adults	18,547

FAMILIES WITH CHILDREN	
Families	9,809
Adults	12,926
Children	17,173
Individuals	30,099

ADULT FAMILIES CENSUS	
Families	1,970
Individuals (Adults)	4,158



*Due to data conversion the average monthly census for December 2011 and January 2012 for Families with Children and Adult Families is based upon data for a partial month.