

DAILY REPORT

2/2/2022

(Data from Tuesday, February 01, 2022)

Code Blue

SINGLE ADULTS	
Drop-in Center Clients Served	507
Drop-in Center Overnight Census	181
Faith Bed Census	22
Outreach Contacts	212
Outreach Placements	18
Safe Haven Utilization	1312
Veterans In Short-term Housing	184
Criminal Justice Short-term Housing	99

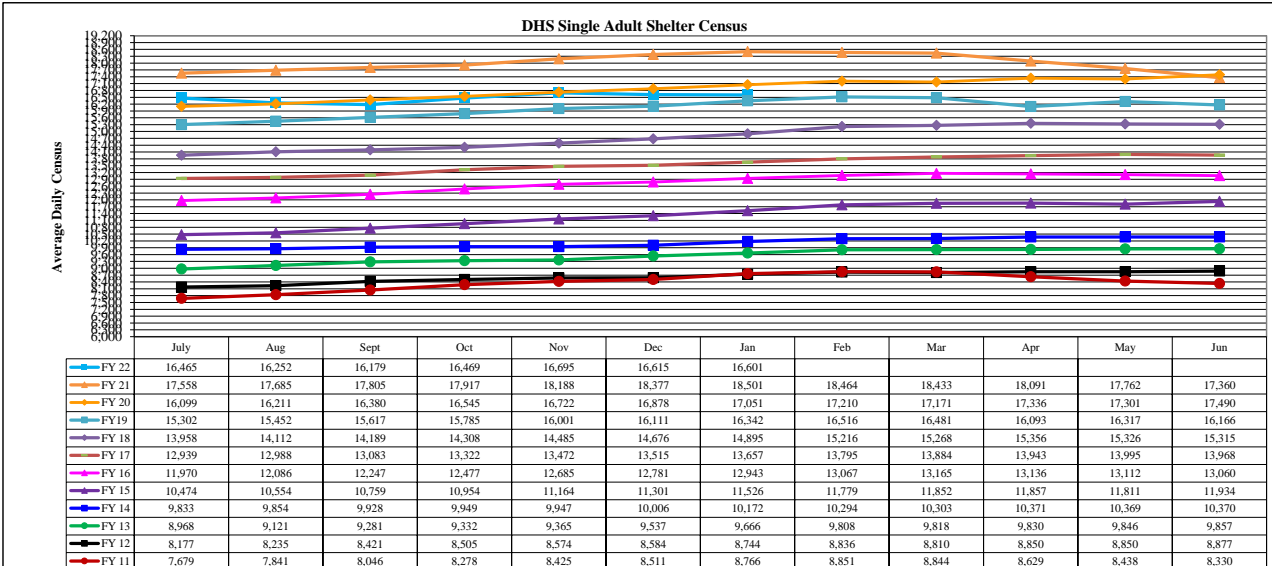
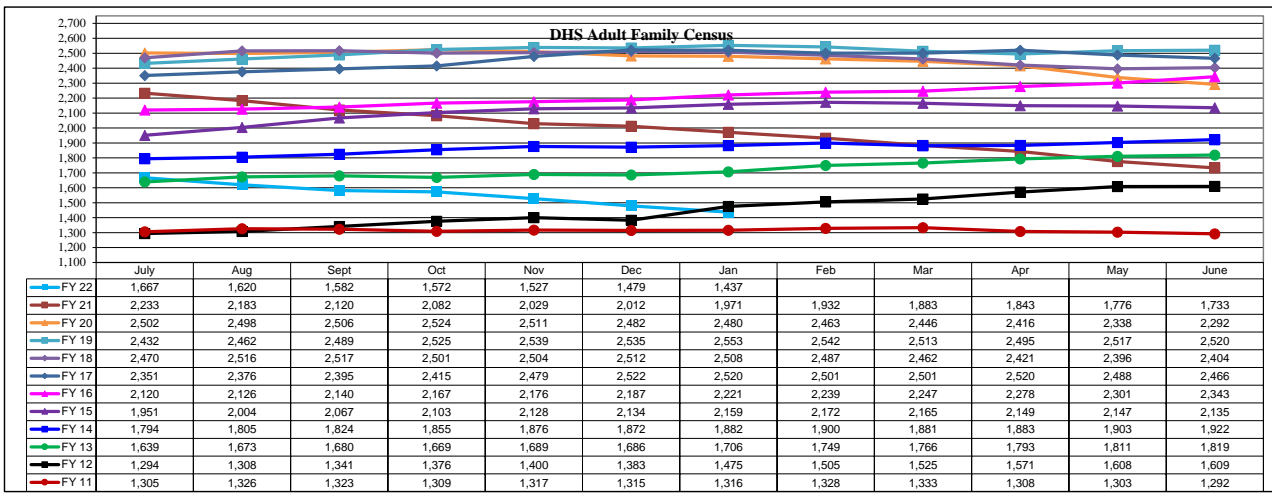
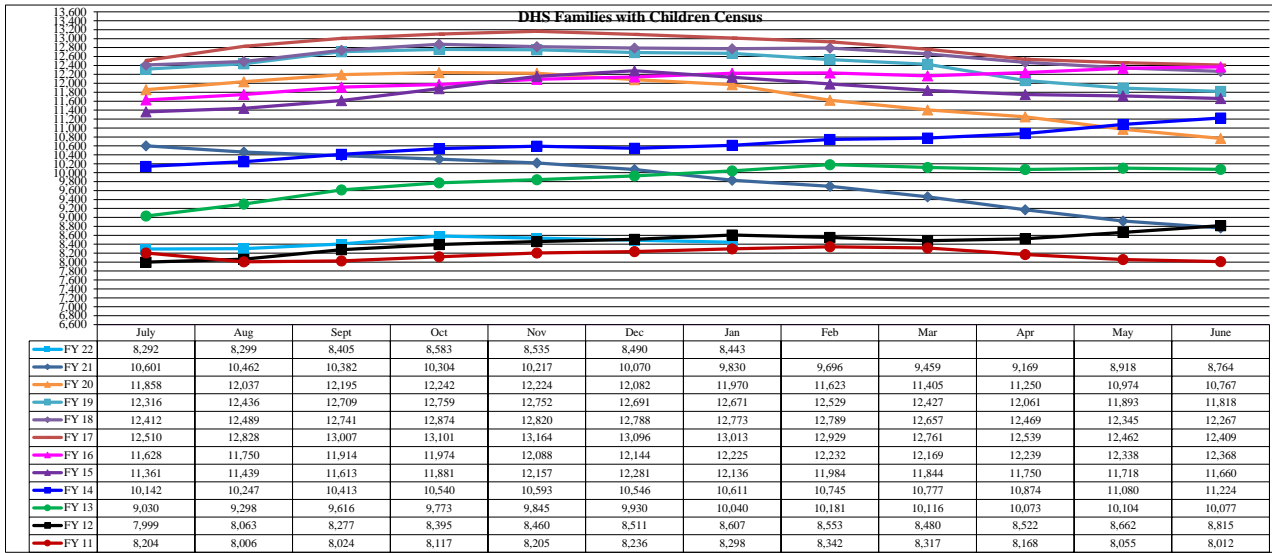
FAMILY INTAKE	
Families Requesting Temporary Housing at PATH	172
Adult Families Requesting Temporary Housing at AFIC	13
Families Placed in Overnight Accommodations	0
Families w/children at PATH Overnight (pre 10PM)	0

TOTAL SHELTER CENSUS	
Adults	30,700
Children	14,506
Total Individuals	45,206

SINGLE ADULTS	
Men	12,565
Women	4,037
Total Single Adults	16,602

FAMILIES WITH CHILDREN	
Families	8,409
Adults	11,101
Children	14,506
Individuals	25,607

ADULT FAMILIES CENSUS	
Families	1,436
Individuals (Adults)	2,997



*Due to data conversion the average monthly census for December 2011 and January 2012 for Families with Children and Adult Families is based upon data for a partial month.