

DAILY REPORT

1/26/2021

(Data from Monday, January 25, 2021)

Code Blue

SINGLE ADULTS	
Drop-in Center Clients Served	389
Drop-in Center Overnight Census	150
Faith Bed Census	52
Outreach Contacts	258
Outreach Placements	10
Safe Haven Utilization	1142
Veterans In Short-term Housing	210
Criminal Justice Short-term Housing	107

Incomplete (5/6)
 Incomplete (5/6)
 Incomplete (5/6)

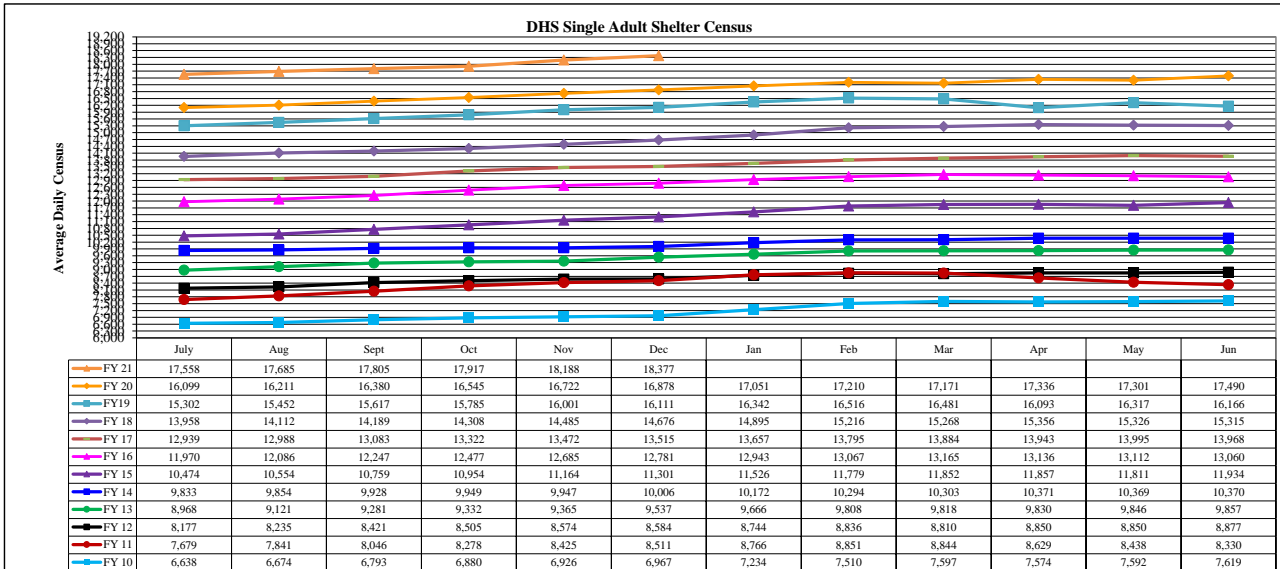
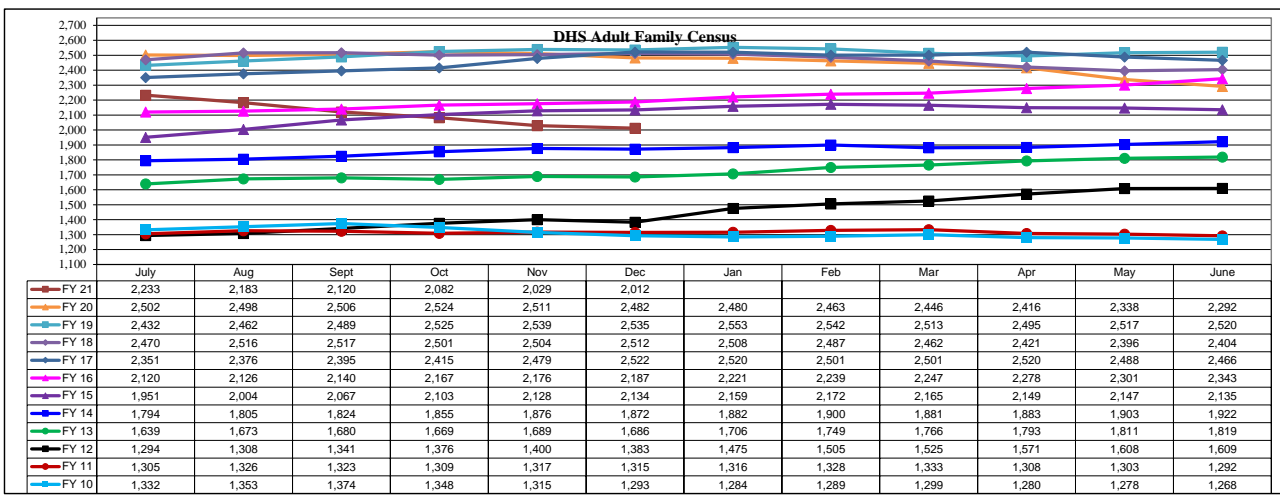
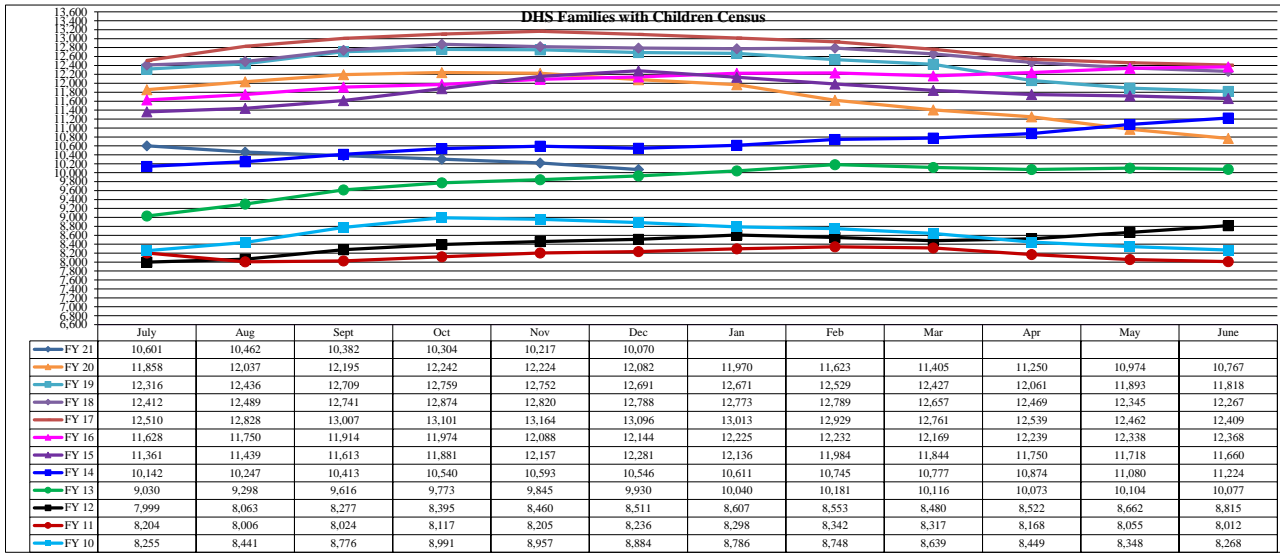
FAMILY INTAKE	
Families Requesting Temporary Housing at PATH	153
Adult Families Requesting Temporary Housing at AFIC	7
Families Placed in Overnight Accommodations	0
Families w/children at PATH Overnight (pre 10PM)	0

TOTAL SHELTER CENSUS	
Adults	35,731
Children	17,192
Total Individuals	52,923

SINGLE ADULTS	
Men	14,066
Women	4,594
Total Single Adults	18,660

FAMILIES WITH CHILDREN	
Families	9,805
Adults	12,926
Children	17,192
Individuals	30,118

ADULT FAMILIES CENSUS	
Families	1,964
Individuals (Adults)	4,145



*Due to data conversion the average monthly census for December 2011 and January 2012 for Families with Children and Adult Families is based upon data for a partial month.