

DAILY REPORT

7/8/2020

(Data from Tuesday, July 07, 2020)

SINGLE ADULTS	
Drop-in Center Clients Served	413
Drop-in Center Overnight Census	123
Faith Bed Census	47
Outreach Contacts	320
Outreach Placements	14
Safe Haven Utilization	1092
Veterans In Short-term Housing	243
Criminal Justice Short-term Housing	125

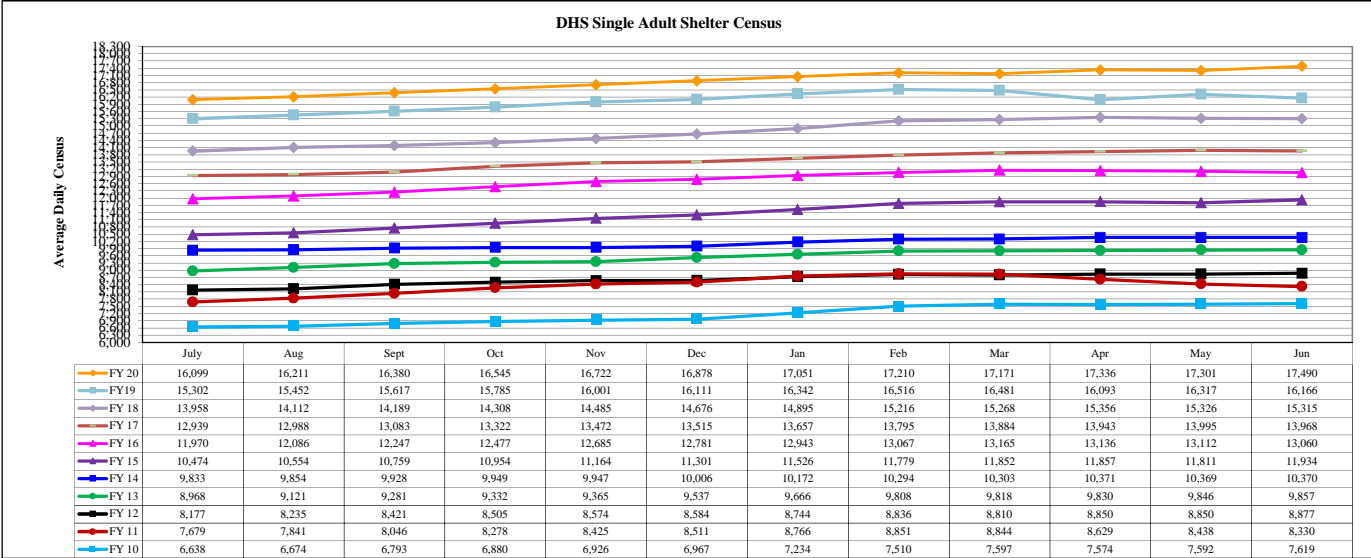
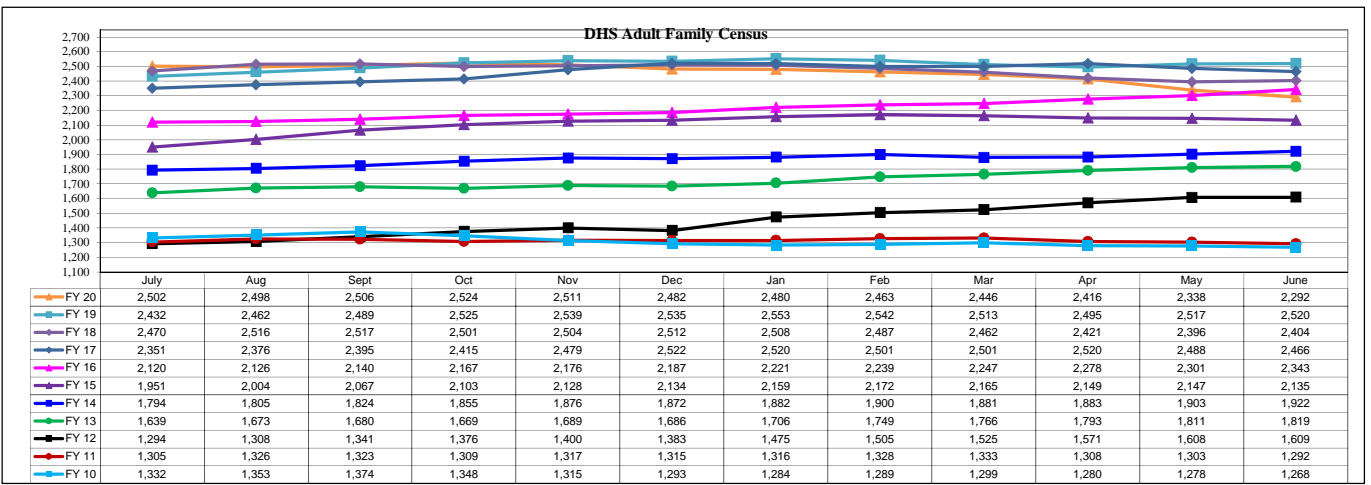
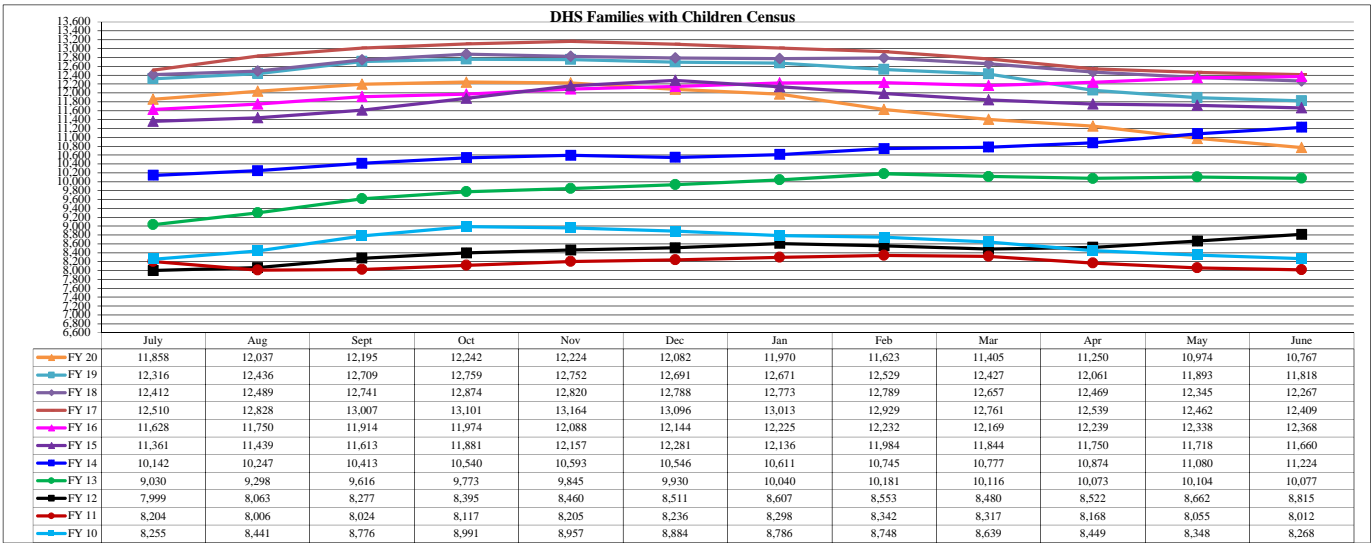
FAMILY INTAKE	
Families Requesting Temporary Housing at PATH	125
Adult Families Requesting Temporary Housing at AFIC	26
Families Placed in Overnight Accommodations	0
Families w/children at PATH Overnight (pre 10PM)	0

TOTAL SHELTER CENSUS	
Adults	36,468
Children	18,926
Total Individuals	55,394

SINGLE ADULT SHELTER CENSUS	
Men	13,086
Women	4,451
Total Single Adults	17,537

FAMILIES WITH CHILDREN CENSUS	
Families	10,633
Adults	14,198
Children	18,926
Individuals	33,124

ADULT FAMILIES CENSUS	
Families	2,239
Individuals (Adults)	4,733



*Due to data conversion the average monthly census for December 2011 and January 2012 for Families with Children and Adult Families is based upon data for a partial mon