

DAILY REPORT

8/9/2021

(Data from Sunday, August 08, 2021)

SINGLE ADULTS	
Drop-in Center Clients Served	308
Drop-in Center Overnight Census	104
Faith Bed Census	19
Outreach Contacts	63
Outreach Placements	2
Safe Haven Utilization	1049
Veterans In Short-term Housing	161
Criminal Justice Short-term Housing	101

(4 of 6 sites reported)
 (4 of 6 sites reported)
 (4 of 6 sites reported)

FAMILY INTAKE	
Families Requesting Temporary Housing at PATH	66
Adult Families Requesting Temporary Housing at AFIC	5
Families Placed in Overnight Accommodations	0
Families w/children at PATH Overnight (pre 10PM)	0

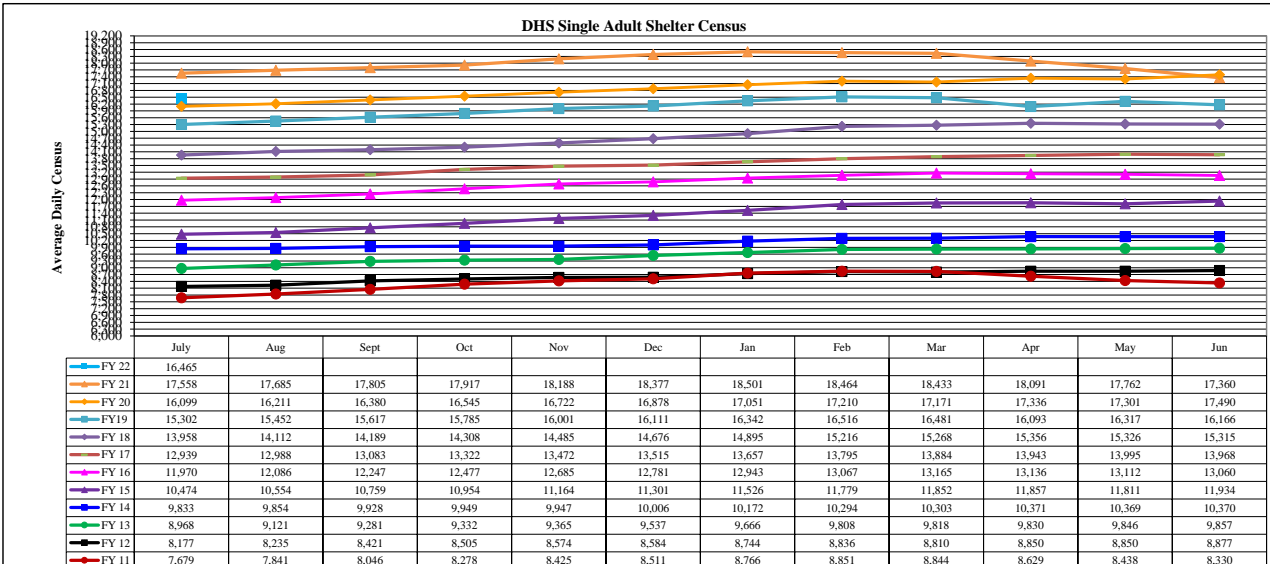
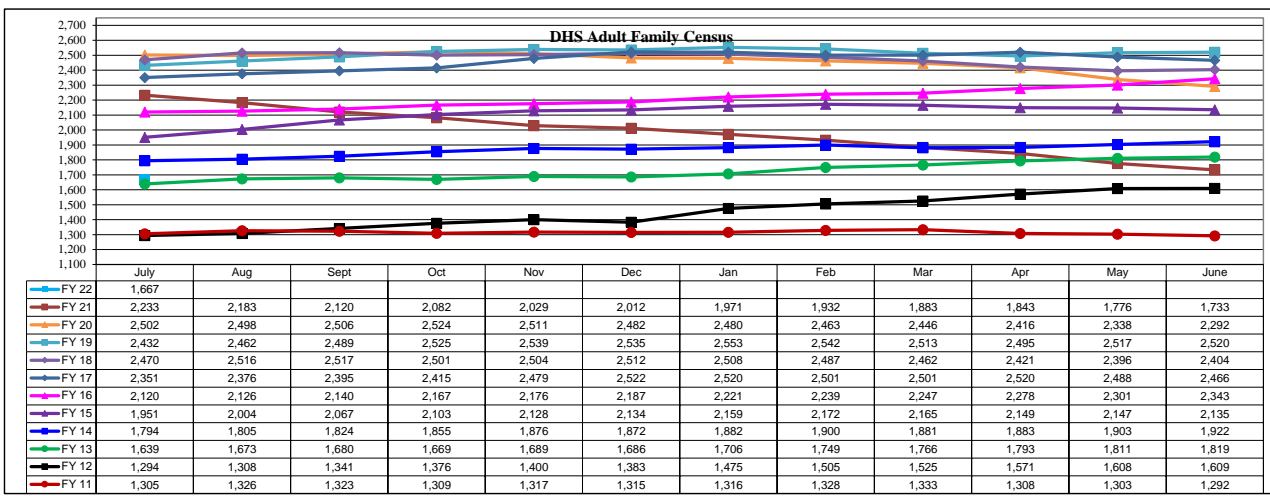
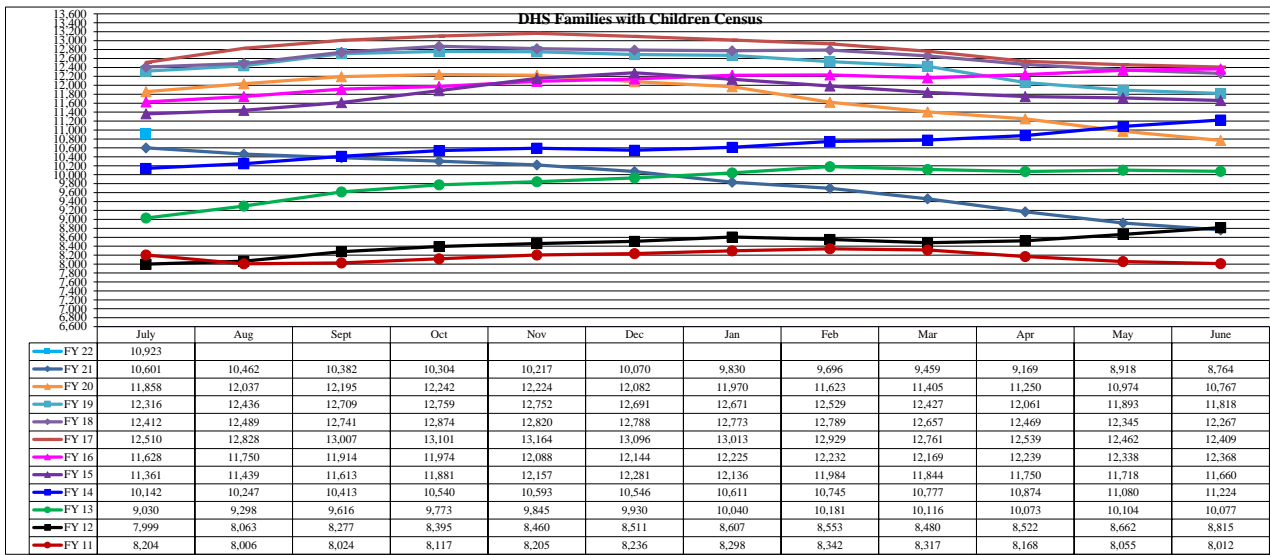
TOTAL SHELTER CENSUS	
Adults	30,695
Children	14,491
Total Individuals	45,186

SINGLE ADULTS	
Men	12,278
Women	4,021
Total Single Adults	16,299

FAMILIES WITH CHILDREN	
Families	8,309
Adults	10,943
Children	14,491
Individuals	25,434

ADULT FAMILIES CENSUS	
Families	1,646
Individuals (Adults)	3,453

x



*Due to data conversion the average monthly census for December 2011 and January 2012 for Families with Children and Adult Families is based upon data for a partial month.