

**DAILY REPORT**

3/15/2021

(Data from Sunday, March 14, 2021)

SINGLE ADULTS		FAMILY INTAKE		Code Blue
Drop-in Center Clients Served	465	Families Requesting Temporary Housing at PATH	68	
Drop-in Center Overnight Census	172	Adult Families Requesting Temporary Housing at AFIC	11	
Faith Bed Census	41	Families Placed in Overnight Accommodations	0	
Outreach Contacts	259	Families w/children at PATH Overnight (pre 10PM)	0	
Outreach Placements	5			
Safe Haven Utilization	1150			
Veterans In Short-term Housing	209			
Criminal Justice Short-term Housing	96			

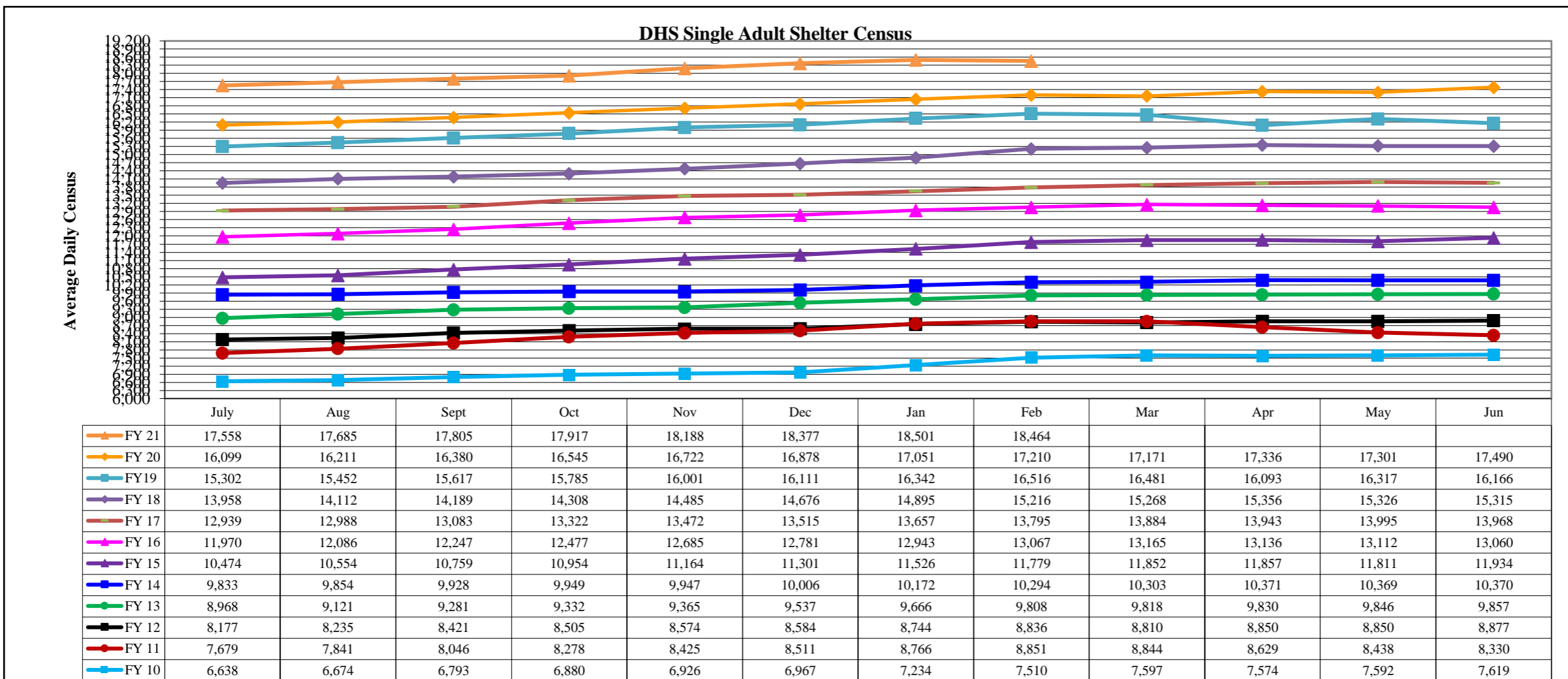
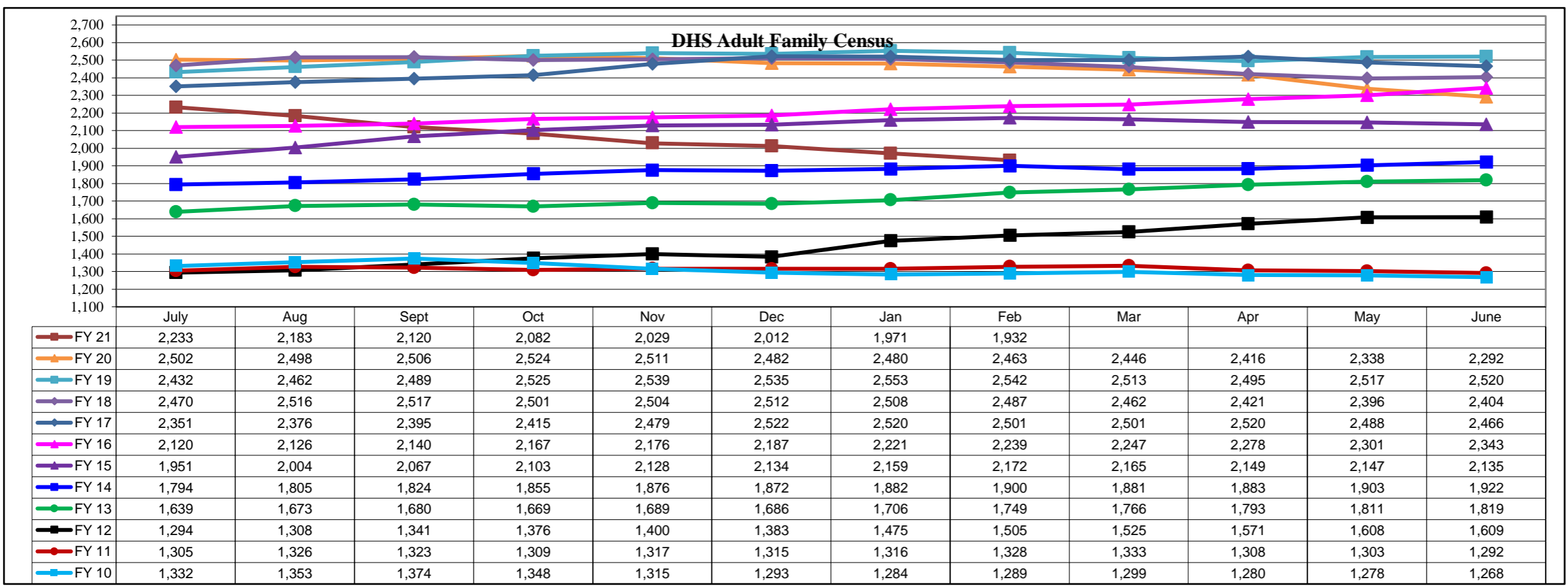
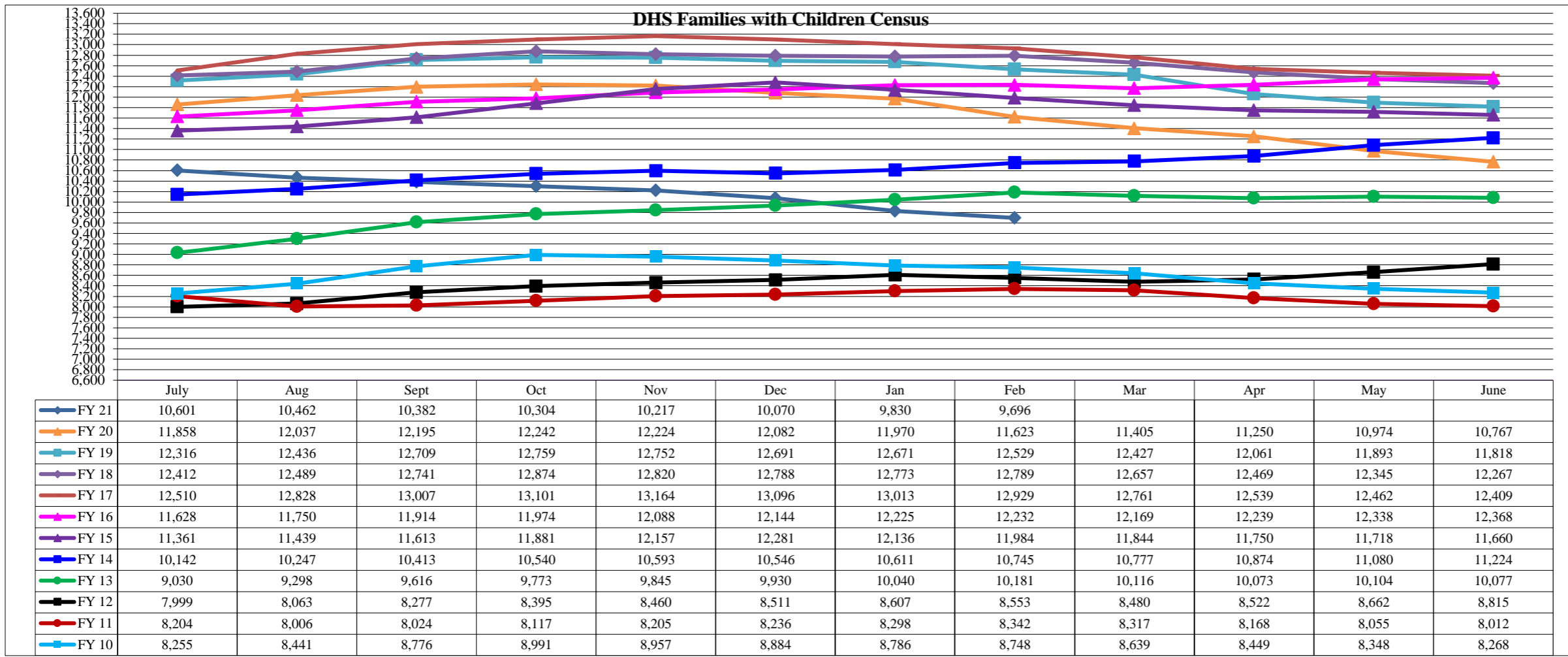
TOTAL SHELTER CENSUS	
Adults	34,930
Children	16,546
<b>Total Individuals</b>	<b>51,476</b>

SINGLE ADULTS	
Men	13,954
Women	4,536
<b>Total Single Adults</b>	<b>18,490</b>

FAMILIES WITH CHILDREN	
<b>Families</b>	9,472
Adults	12,490
Children	16,546
<b>Individuals</b>	<b>29,036</b>

ADULT FAMILIES CENSUS	
<b>Families</b>	1,867
<b>Individuals (Adults)</b>	<b>3,950</b>

x



\*Due to data conversion the average monthly census for December 2011 and January 2012 for Families with Children and Adult Families is based upon data for a partial month.