

2010 INVENTORY LOCATION MAPS

On these maps, all Community Boards consist of three (3) digits. The first digit is for map plotting purposes. The next two digits identify the Community Board. In cases of certain parks and airports, the Community Board number does not correspond with any Community Board. These exceptions are:

Bronx	26=Van Cortlandt Park	Brooklyn	55=Prospect Park
	27=Bronx Park		56=Gateway Nat'l Rec. Area/Floyd Bennett Field
	28=Pelham Bay Park	Queens	80=La Guardia Airport
Manhattan	64= Central Park		81=Alley Pond Park
			82=Cunningham Park
			83=JFK Airport
			84= Gateway Nat'l Rec. Area/Fort Tilden-Jacob Riis Park

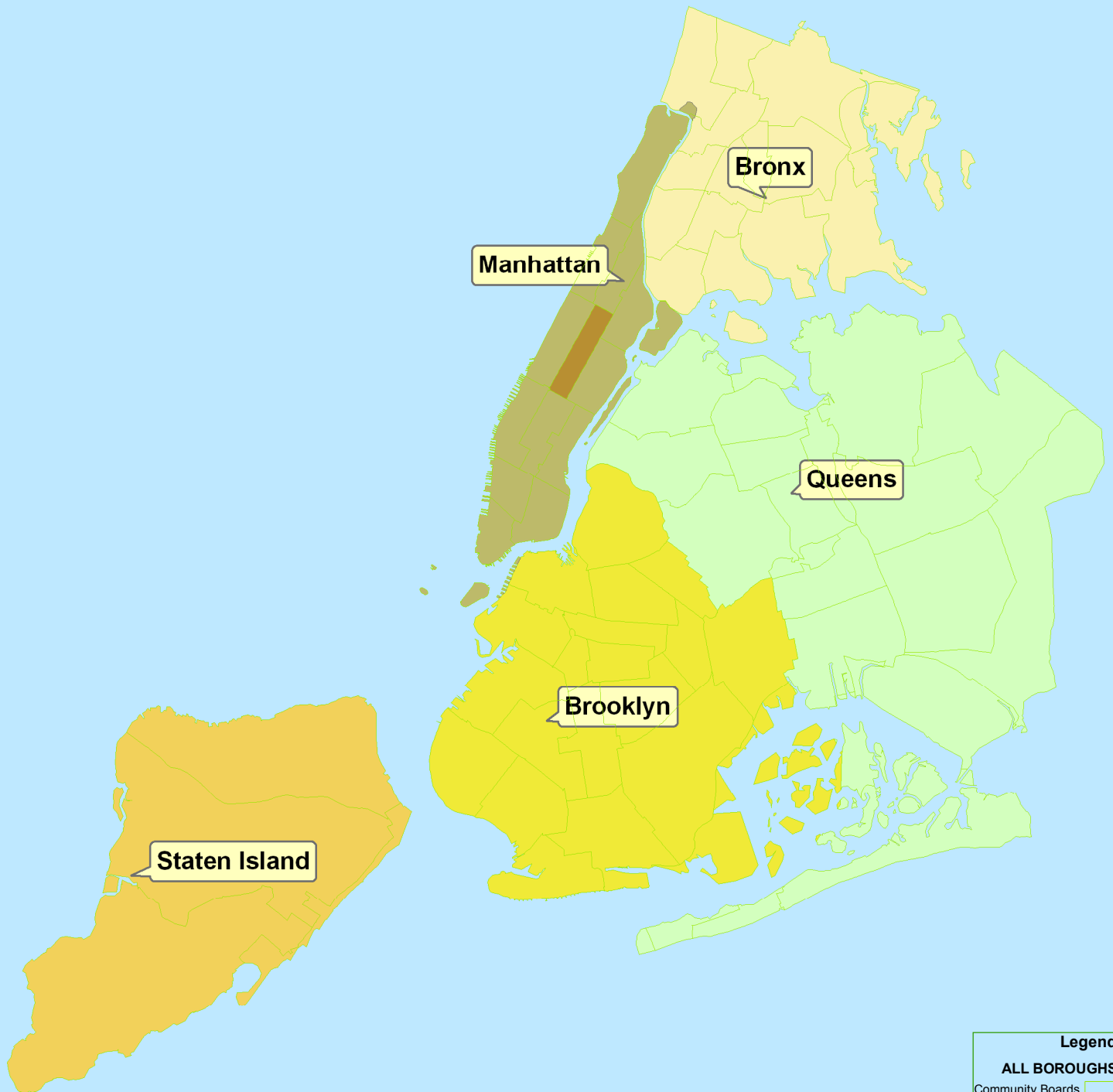
The Community Board listings correspond to those listed in the inventory, which begins on page 197.

Some structures fall on Community Board dividing lines: their additional Community Boards are identified in the inventory in columns CD2 and CD3.

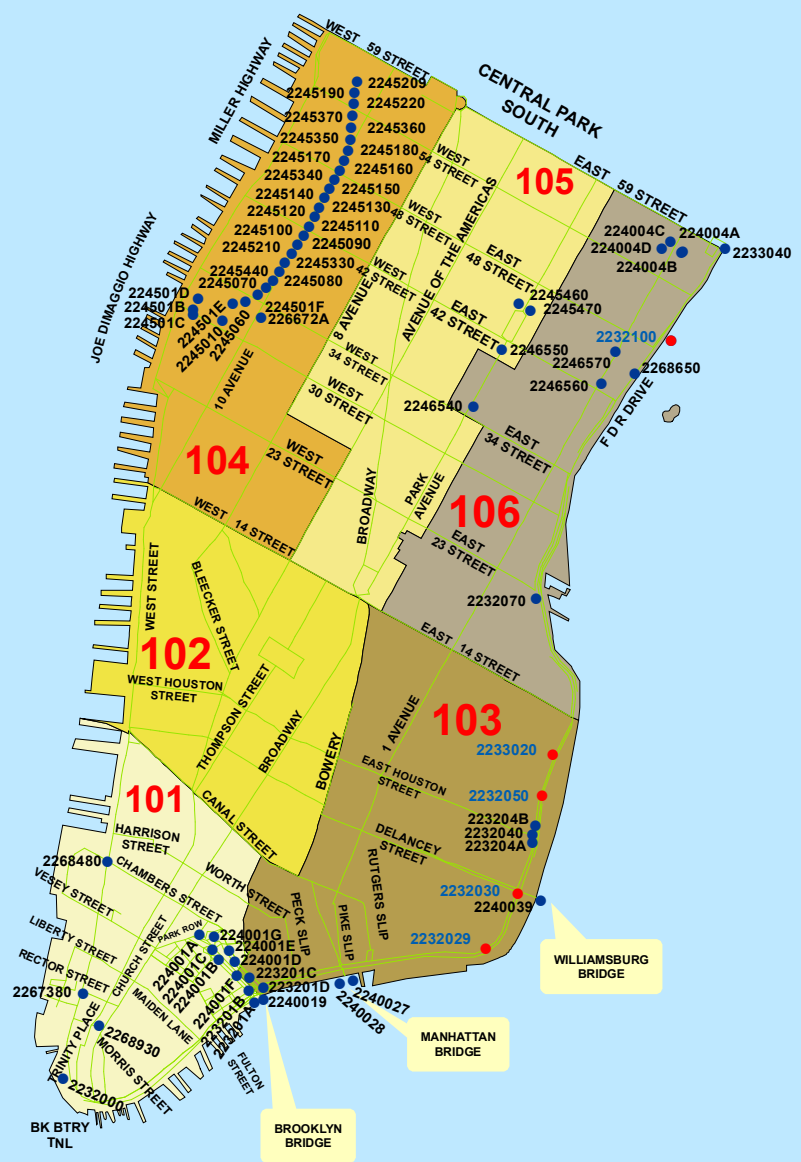


Brooklyn, Manhattan, and Williamsburg Bridges. (Credit: Michele N. Vulcan) University Heights Bridge in October 2010. (Credit: Duane Bailey-Castro)

ALL BOROUGHES



DOWNTOWN MANHATTAN



Legend

- Bridges In Parks ●
- DOT Bridges ●
- Major Roadways —
- Community Boards

101
102
103
104
105
106



Scale

MIDTOWN MANHATTAN



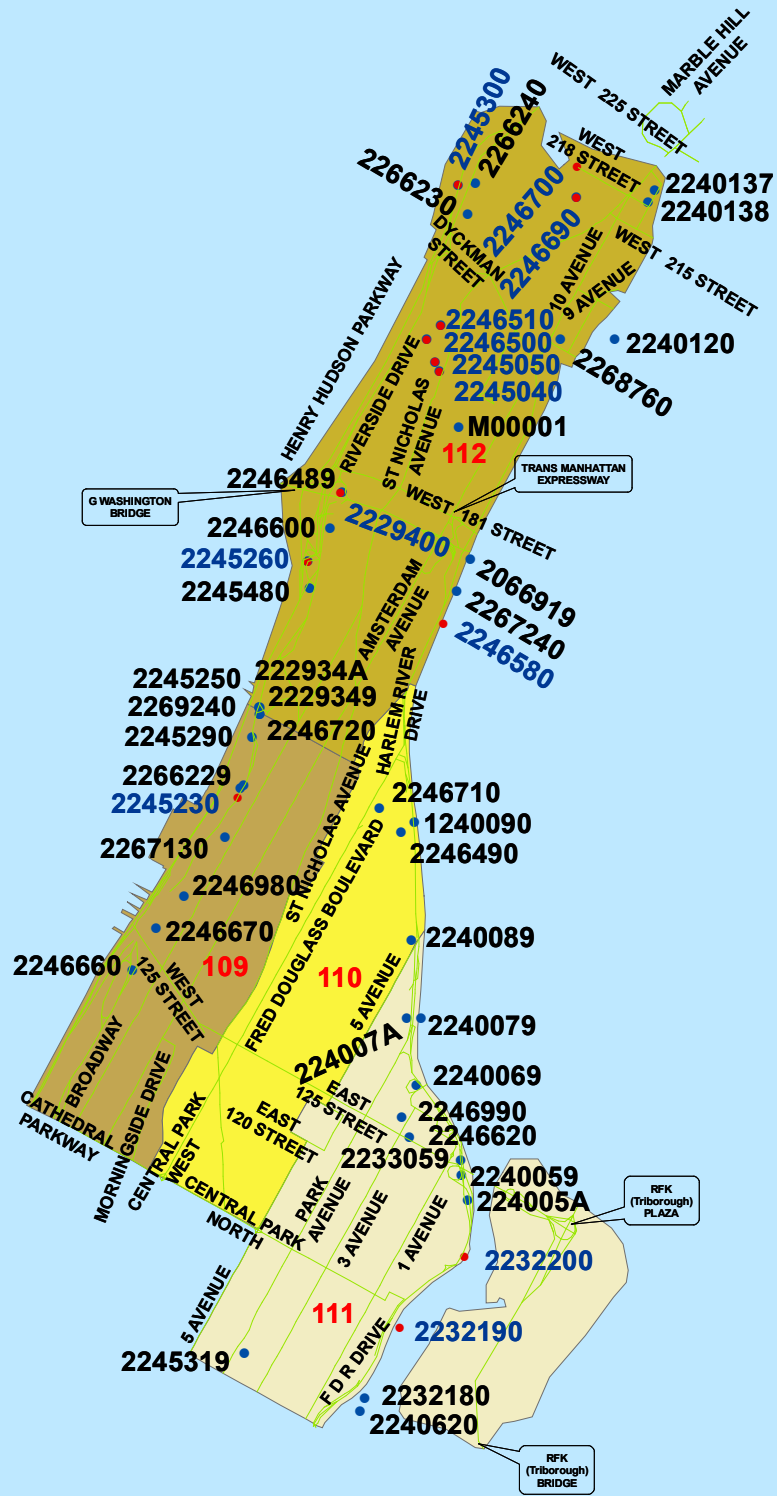
Legend

- Bridges in Parks •
- DOT Bridges •
- Major Roadways —
- Community Boards
- 107
- 108
- 164



Scale

UPTOWN MANHATTAN



Legend

- Bridges in Parks ●
- DOT Bridges ●
- Major Roadways —
- Community Boards
- 109
- 110
- 111
- 112



Scale

BRONX



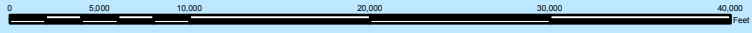
BROOKLYN



Legend

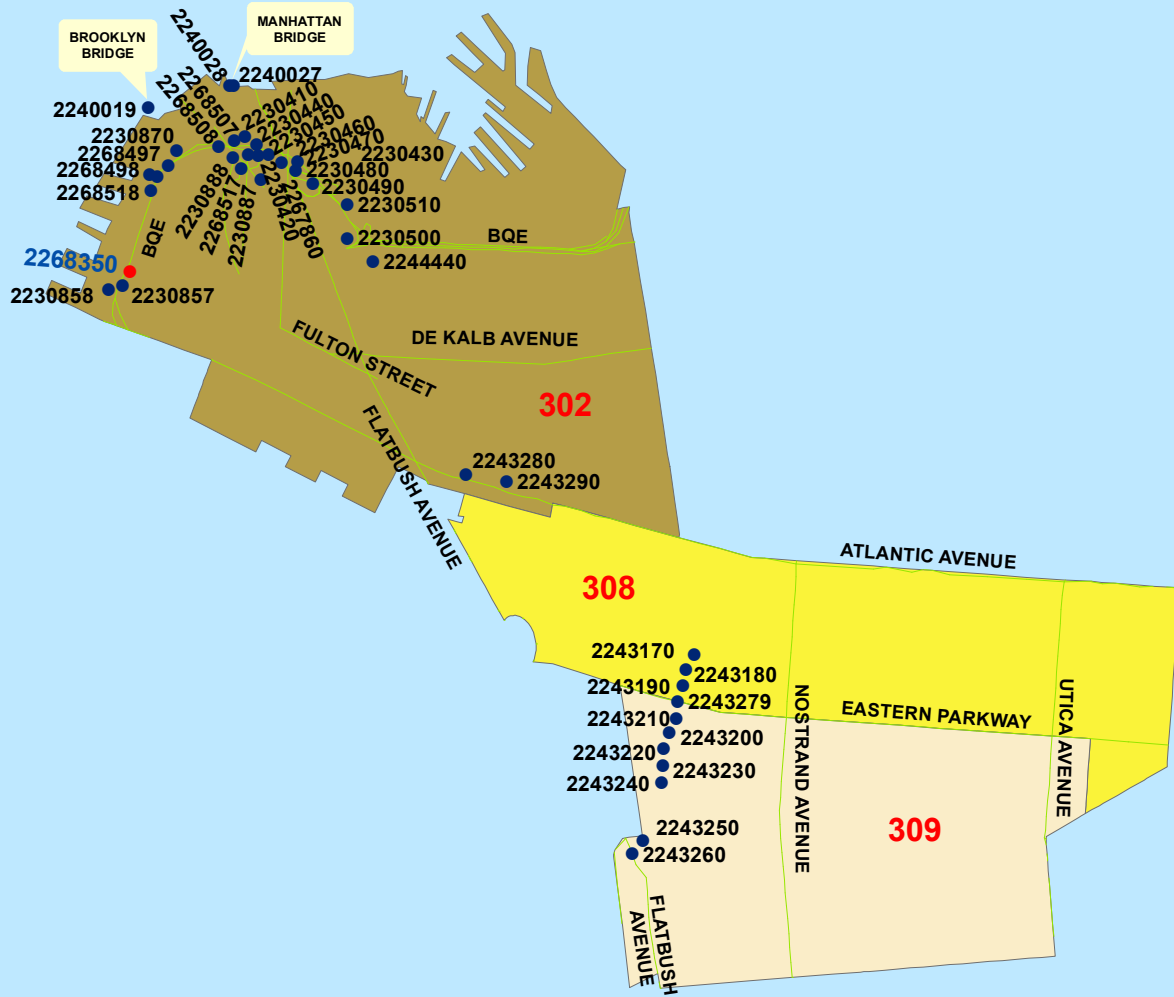
- Bridges In Parks ●
- Brooklyn/Queens Bridges ●
- Manhattan/Brooklyn Bridges ●
- DOT Bridges ●
- Major Roadways
- Community Boards

301	[Color swatch]
302	[Color swatch]
303	[Color swatch]
304	[Color swatch]
305	[Color swatch]
306	[Color swatch]
307	[Color swatch]
308	[Color swatch]
309	[Color swatch]
310	[Color swatch]
311	[Color swatch]
312	[Color swatch]
313	[Color swatch]
314	[Color swatch]
315	[Color swatch]
316	[Color swatch]
317	[Color swatch]
318	[Color swatch]
355	[Color swatch]
356	[Color swatch]



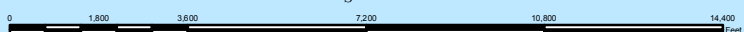
BROOKLYN

CB 302, 308, 309 DETAIL



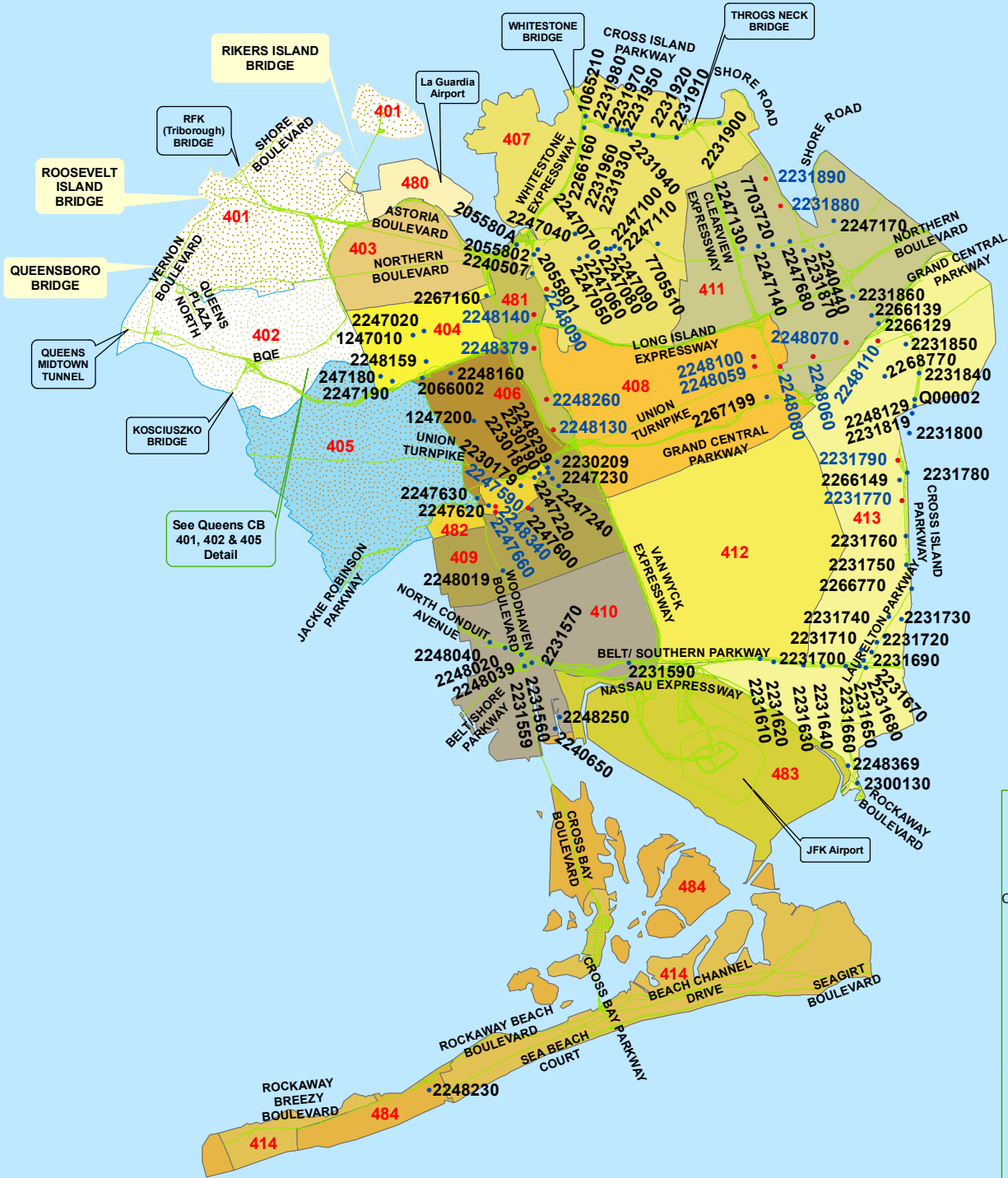
Legend

- Bridges In Parks ●
- DOT Bridges ●
- Major Roadways —
- Community Boards
 - 302
 - 308
 - 309



Scale

QUEENS



See Queens CB
401, 402 & 405
Detail

Legend

- Bridges In Parks ●
- DOT Bridges ●
- Major Roadway —
- Community Boards

401	[Pattern]
402	[Pattern]
403	[Pattern]
404	[Pattern]
405	[Pattern]
406	[Pattern]
407	[Pattern]
408	[Pattern]
409	[Pattern]
410	[Pattern]
411	[Pattern]
412	[Pattern]
413	[Pattern]
414	[Pattern]
480	[Pattern]
481	[Pattern]
482	[Pattern]
483	[Pattern]
484	[Pattern]



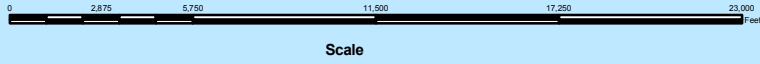
Scale

QUEENS CB 401, 402, 405 DETAIL

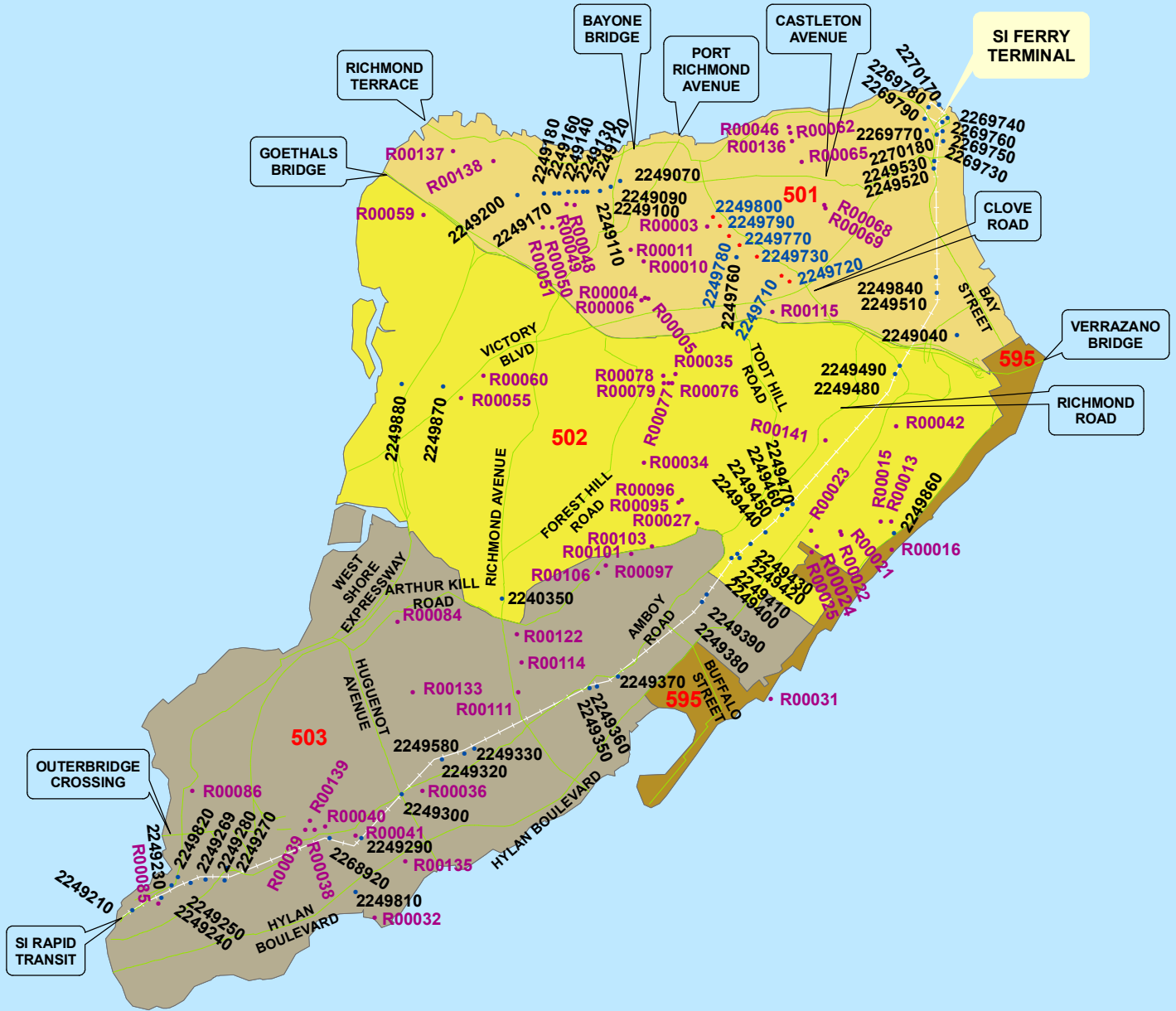


Legend

- Bridges In Parks ●
- Manhattan/Queens Bridges ●
- DOT Bridges ●
- Major Roadways —
- Community Boards
- 401
- 402
- 405



STATEN ISLAND



Legend

- Bridges In Parks ●
- DOT Bridges ●
- Culverts ●
- Major Roadways —
- Staten Island Railway —
- Community Boards
- 501
- 502
- 503
- 595



Scale