

DAILY REPORT

6/8/2022

(Data from Tuesday, June 07, 2022)

SINGLE ADULTS	
Drop-in Center Clients Served	429
Drop-in Center Overnight Census	146
Faith Bed Census	18
Outreach Contacts	224
Outreach Placements	13
Safe Haven Utilization	1503
Veterans In Short-term Housing	173
Criminal Justice Short-term Housing	88

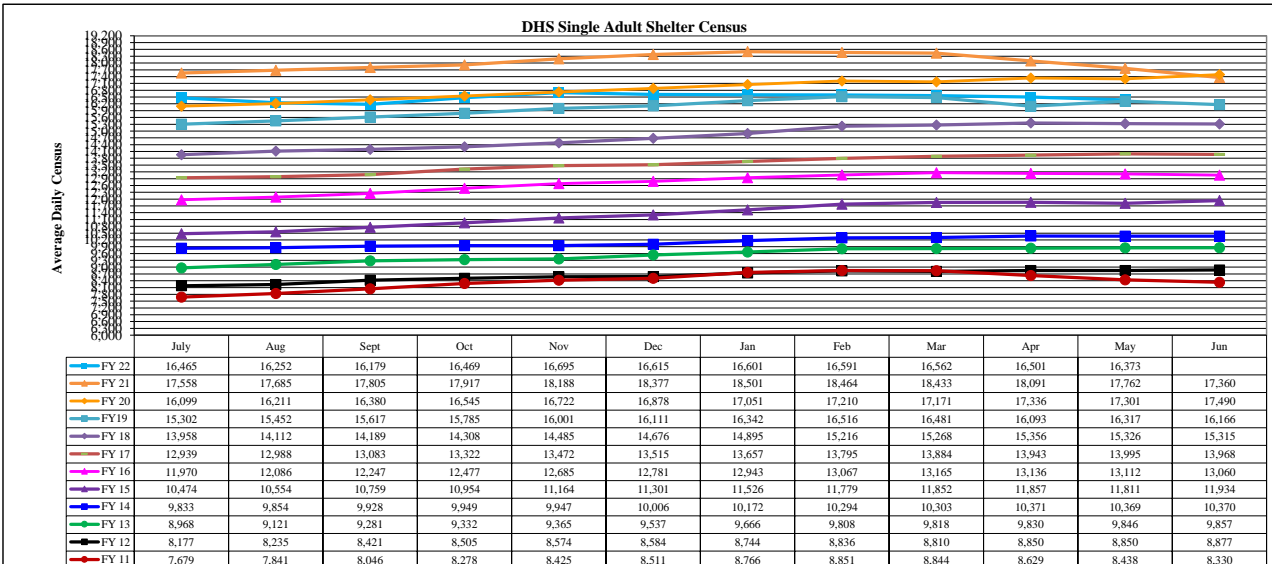
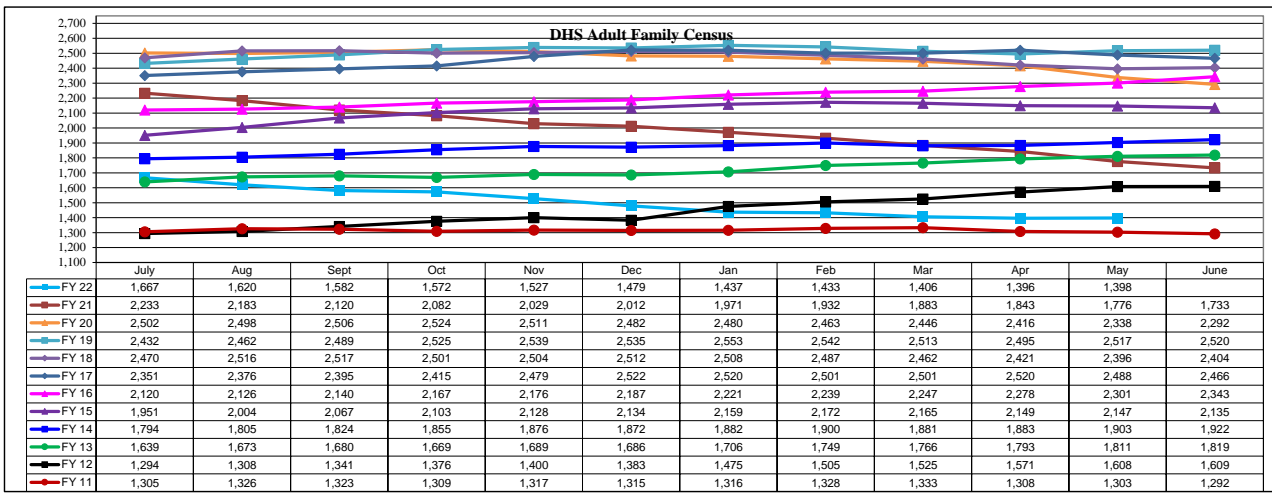
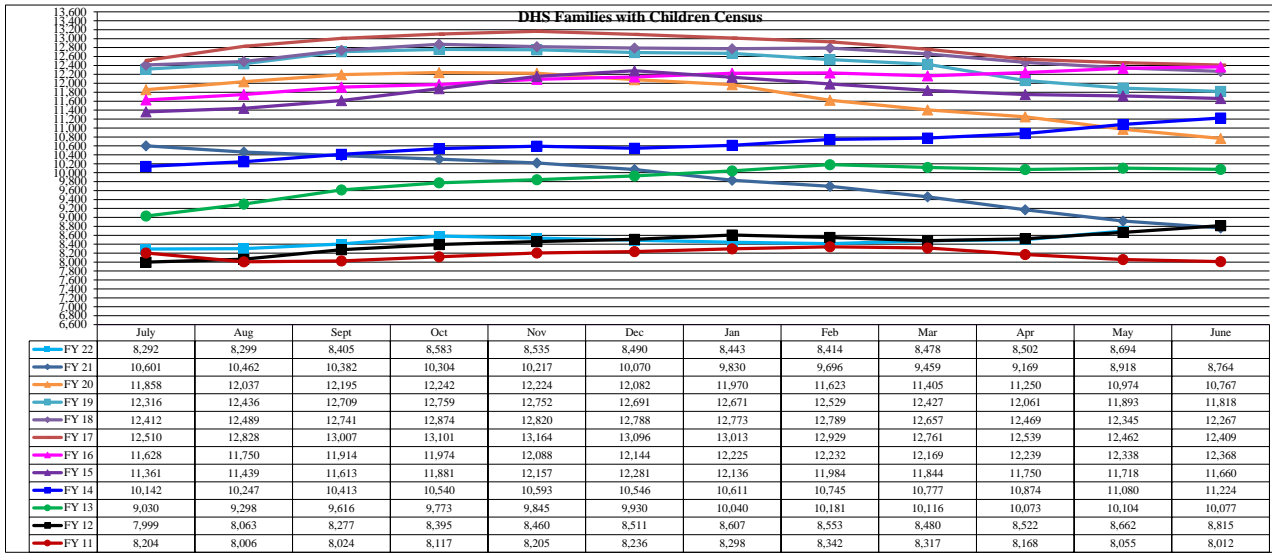
FAMILY INTAKE	
Families Requesting Temporary Housing at PATH	112
Adult Families Requesting Temporary Housing at AFIC	24
Families Placed in Overnight Accommodations	0
Families w/children at PATH Overnight (pre 10PM)	0

TOTAL SHELTER CENSUS	
Adults	31,238
Children	15,212
Total Individuals	46,450

SINGLE ADULTS	
Men	12,303
Women	4,055
Total Single Adults	16,358

FAMILIES WITH CHILDREN	
Families	8,889
Adults	11,957
Children	15,212
Individuals	27,169

ADULT FAMILIES CENSUS	
Families	1,390
Individuals (Adults)	2,923



*Due to data conversion the average monthly census for December 2011 and January 2012 for Families with Children and Adult Families is based upon data for a partial month.