

DAILY REPORT

2/10/2021

(Data from Tuesday, February 09, 2021)

Code Blue

SINGLE ADULTS	
Drop-in Center Clients Served	470
Drop-in Center Overnight Census	168
Faith Bed Census	53
Outreach Contacts	336
Outreach Placements	20
Safe Haven Utilization	1095
Veterans In Short-term Housing	215
Criminal Justice Short-term Housing	113

FAMILY INTAKE	
Families Requesting Temporary Housing at PATH	101
Adult Families Requesting Temporary Housing at AFIC	15
Families Placed in Overnight Accommodations	0
Families w/children at PATH Overnight (pre 10PM)	0

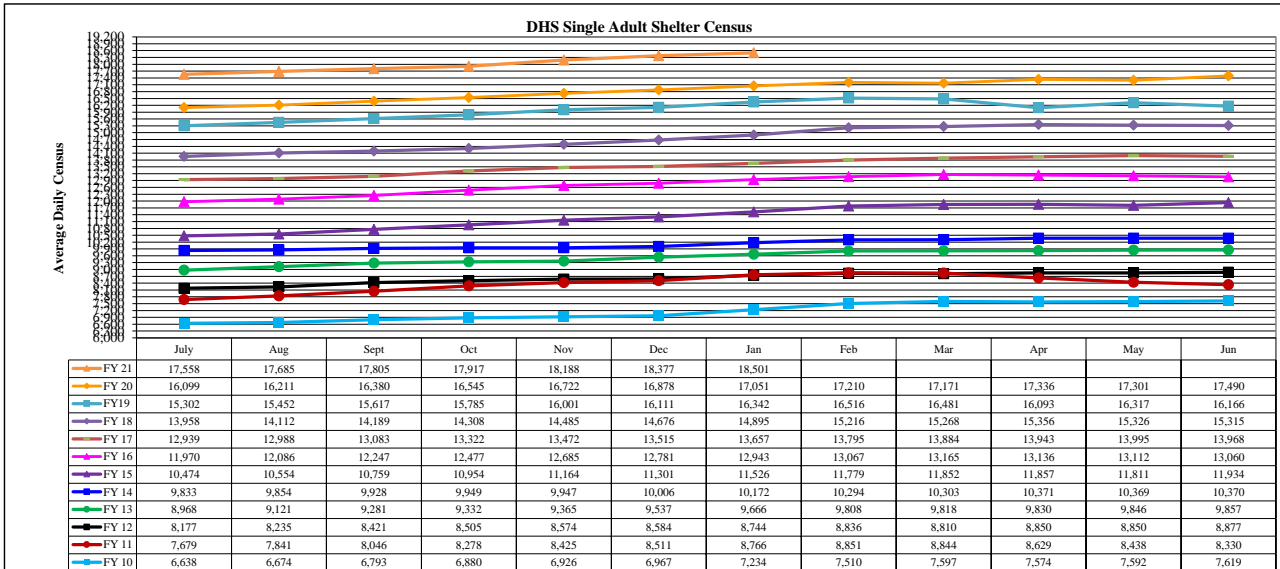
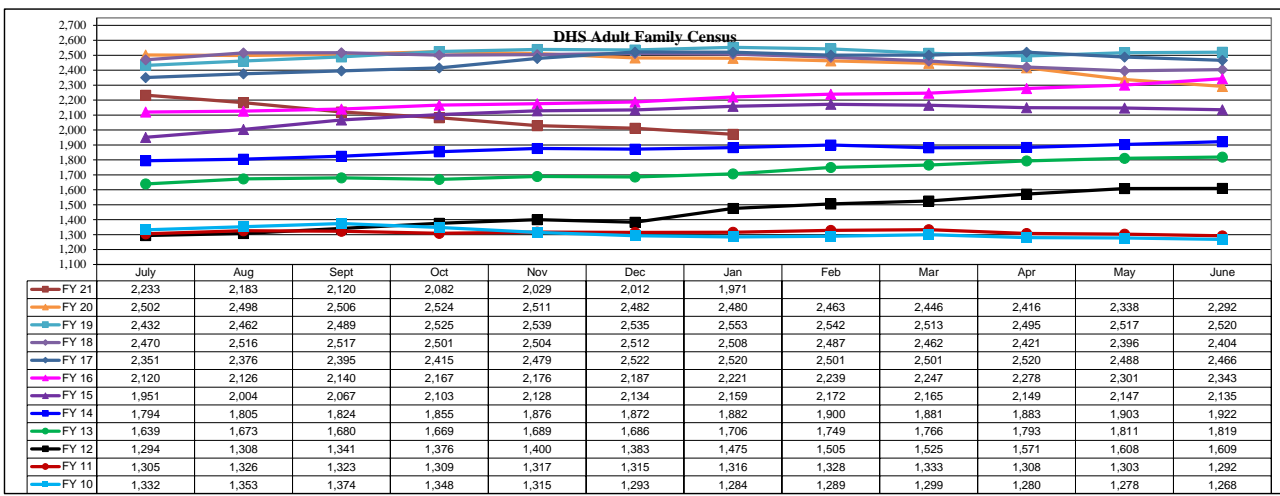
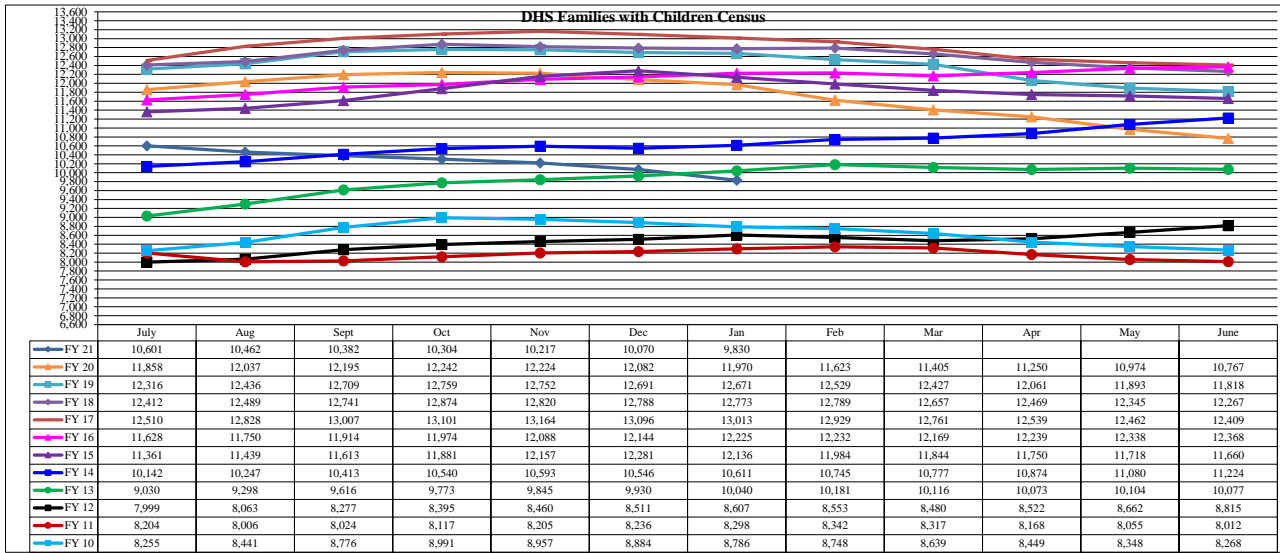
TOTAL SHELTER CENSUS	
Adults	35,455
Children	17,015
Total Individuals	52,470

SINGLE ADULTS	
Men	13,922
Women	4,595
Total Single Adults	18,517

FAMILIES WITH CHILDREN	
Families	9,738
Adults	12,843
Children	17,015
Individuals	29,858

ADULT FAMILIES CENSUS	
Families	1,938
Individuals (Adults)	4,095

x



*Due to data conversion the average monthly census for December 2011 and January 2012 for Families with Children and Adult Families is based upon data for a partial month.