

**DAILY REPORT**

11/29/2021

(Data from Sunday, November 28, 2021)

**Code Blue**

SINGLE ADULTS	
Drop-in Center Clients Served	409
Drop-in Center Overnight Census	123
Faith Bed Census	25
Outreach Contacts	95
Outreach Placements	4
Safe Haven Utilization	1134
Veterans In Short-term Housing	160
Criminal Justice Short-term Housing	92

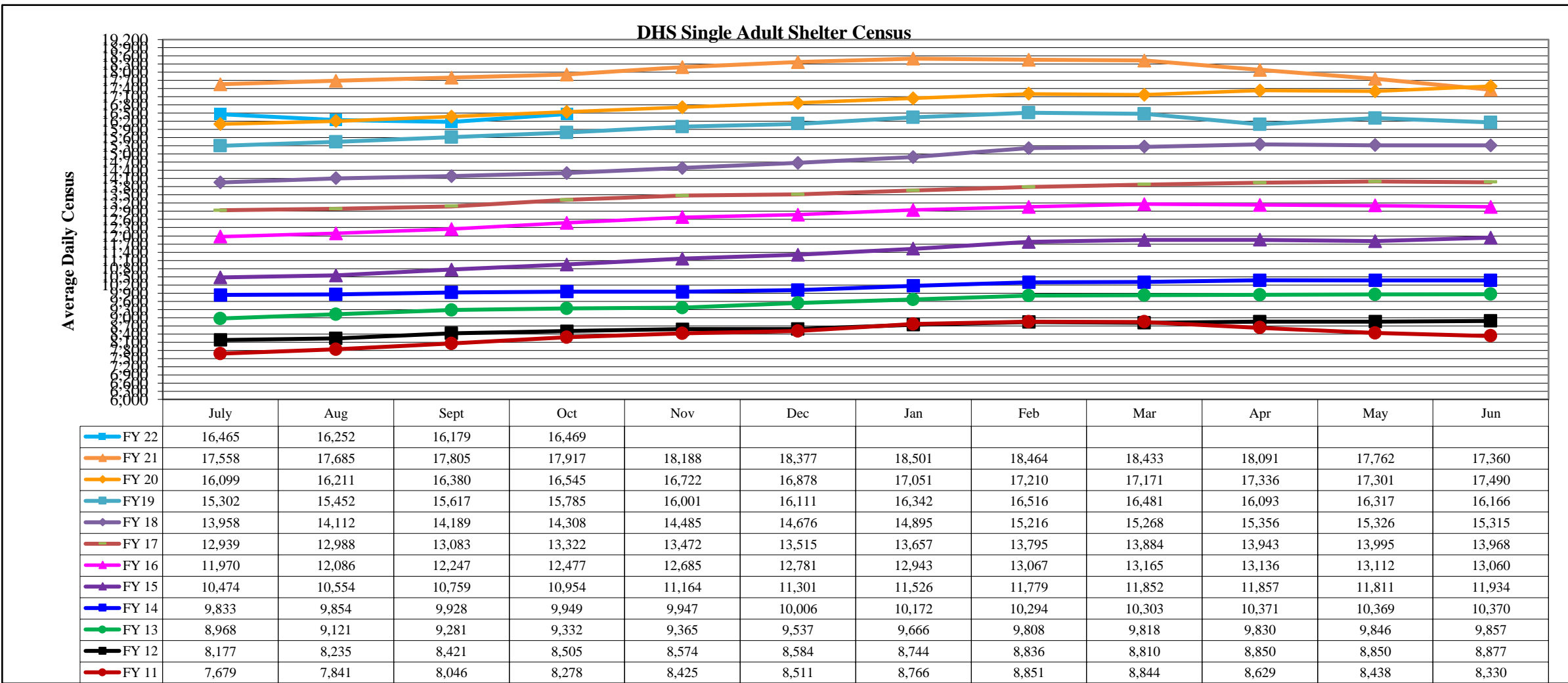
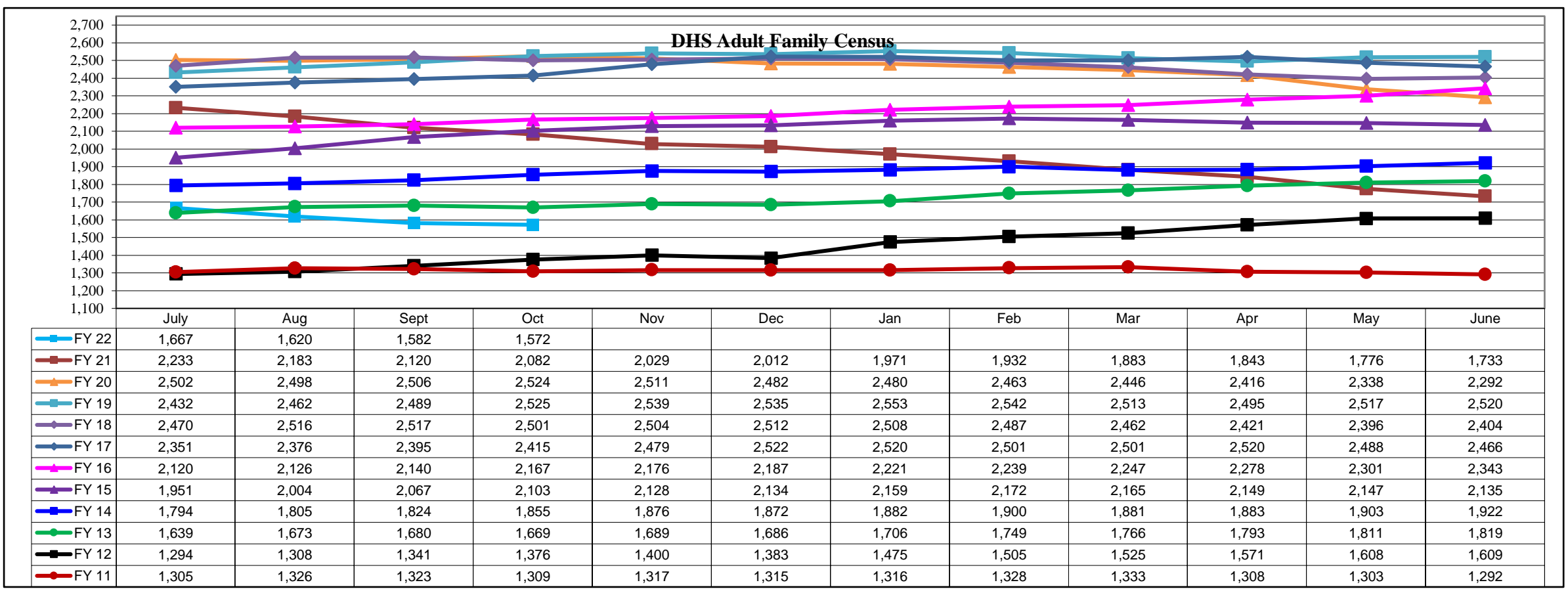
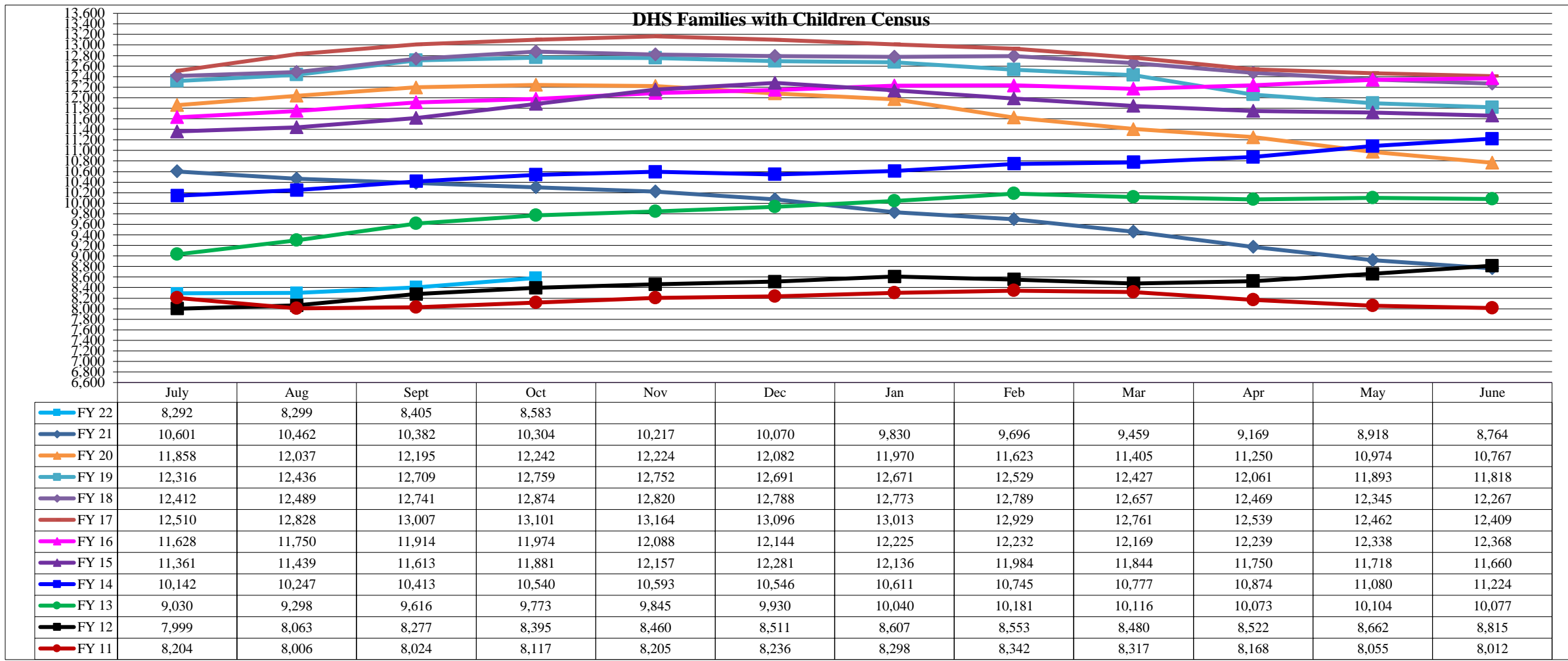
FAMILY INTAKE	
Families Requesting Temporary Housing at PATH	60
Adult Families Requesting Temporary Housing at AFIC	9
Families Placed in Overnight Accommodations	0
Families w/children at PATH Overnight (pre 10PM)	0

TOTAL SHELTER CENSUS	
Adults	31,022
Children	14,714
<b>Total Individuals</b>	<b>45,736</b>

SINGLE ADULTS	
Men	12,563
Women	4,132
<b>Total Single Adults</b>	<b>16,695</b>

FAMILIES WITH CHILDREN	
<b>Families</b>	<b>8,500</b>
Adults	11,157
Children	14,714
<b>Individuals</b>	<b>25,871</b>

ADULT FAMILIES CENSUS	
<b>Families</b>	<b>1,514</b>
<b>Individuals (Adults)</b>	<b>3,170</b>



\*Due to data conversion the average monthly census for December 2011 and January 2012 for Families with Children and Adult Families is based upon data for a partial month.