

**DAILY REPORT**

6/14/2022

(Data from Monday, June 13, 2022)

SINGLE ADULTS	
Drop-in Center Clients Served	445
Drop-in Center Overnight Census	150
Faith Bed Census	28
Outreach Contacts	169
Outreach Placements	7
Safe Haven Utilization	807
Veterans In Short-term Housing	169
Criminal Justice Short-term Housing	88

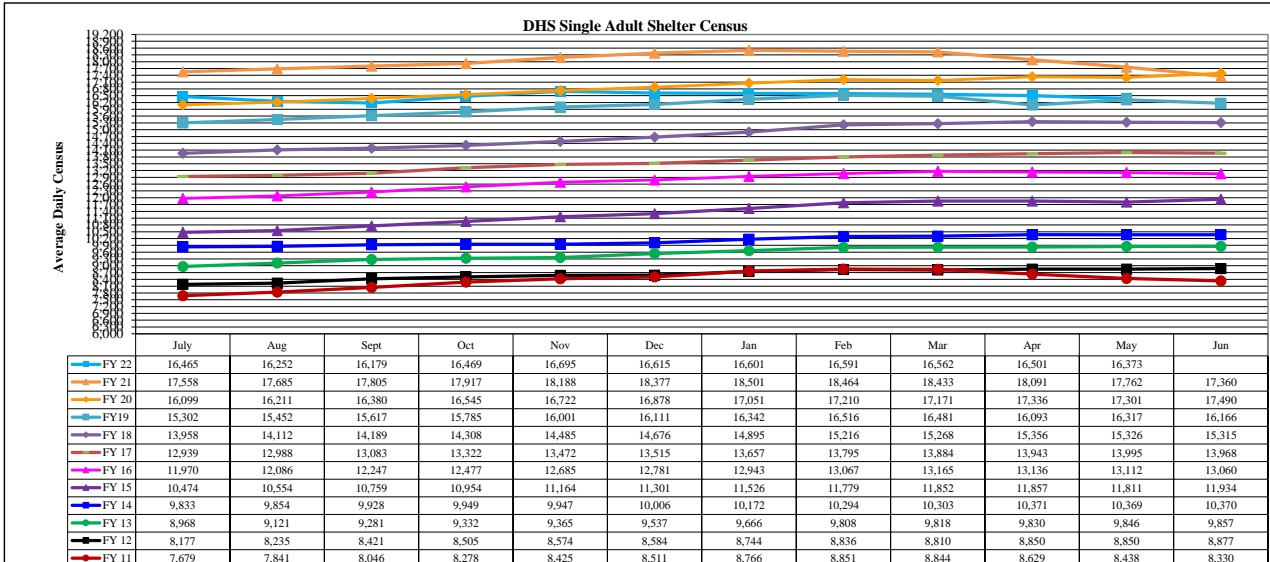
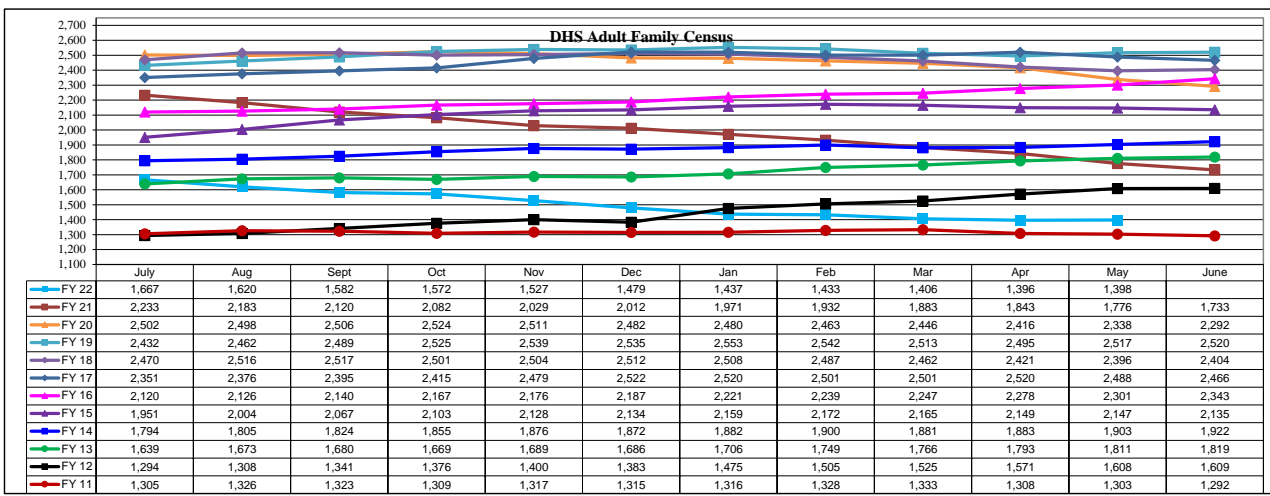
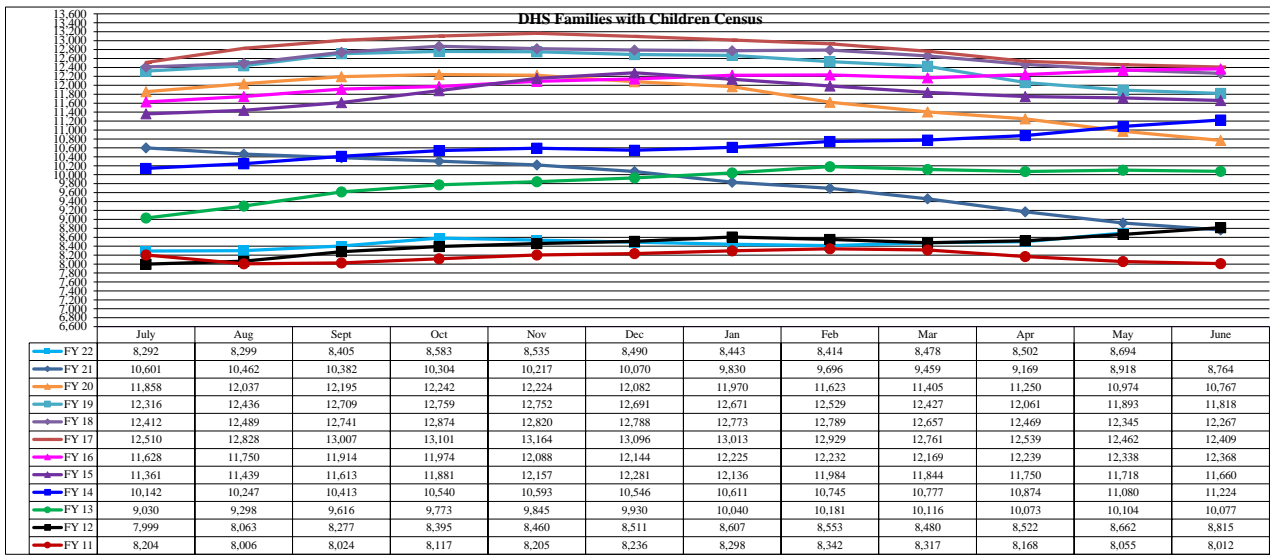
FAMILY INTAKE	
Families Requesting Temporary Housing at PATH	135
Adult Families Requesting Temporary Housing at AFIC	22
Families Placed in Overnight Accommodations	0
Families w/children at PATH Overnight (pre 10PM)	0

TOTAL SHELTER CENSUS	
Adults	31,272
Children	15,260
<b>Total Individuals</b>	<b>46,532</b>

SINGLE ADULTS	
Men	12,226
Women	4,076
<b>Total Single Adults</b>	<b>16,302</b>

FAMILIES WITH CHILDREN	
<b>Families</b>	8,909
Adults	12,038
Children	15,260
<b>Individuals</b>	<b>27,298</b>

ADULT FAMILIES CENSUS	
<b>Families</b>	1,393
<b>Individuals (Adults)</b>	<b>2,932</b>



\*Due to data conversion the average monthly census for December 2011 and January 2012 for Families with Children and Adult Families is based upon data for a partial month.