

DAILY REPORT

12/22/2020

(Data from Monday, December 21, 2020)

Code Blue

SINGLE ADULTS	
Drop-in Center Clients Served	478
Drop-in Center Overnight Census	180
Faith Bed Census	44
Outreach Contacts	218
Outreach Placements	18
Safe Haven Utilization	1143
Veterans In Short-term Housing	222
Criminal Justice Short-term Housing	116

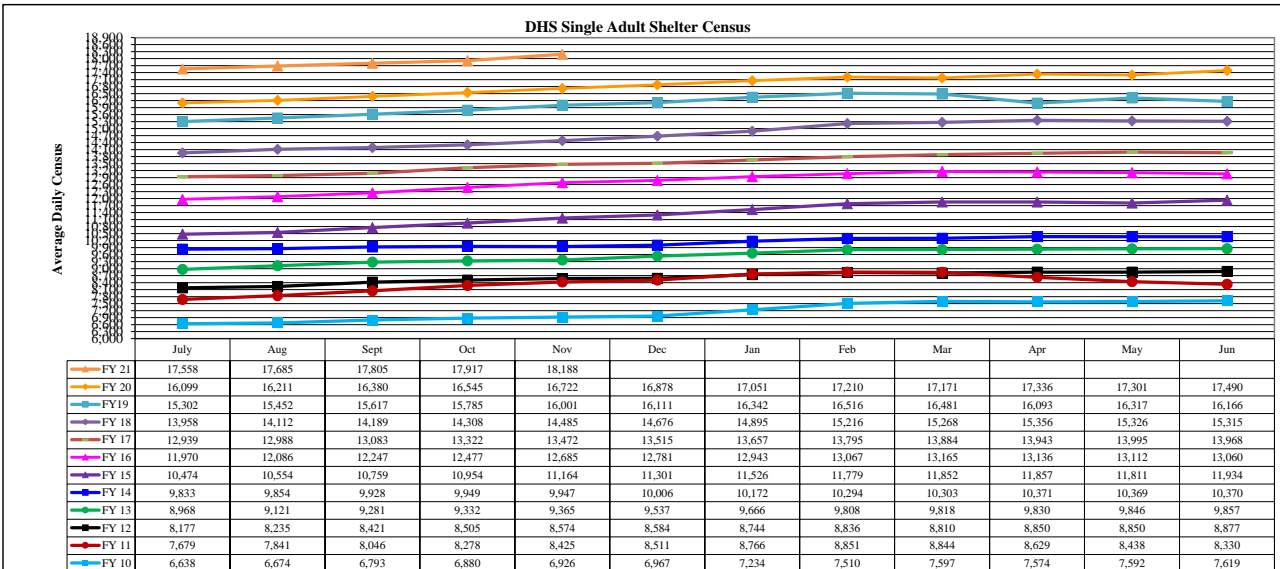
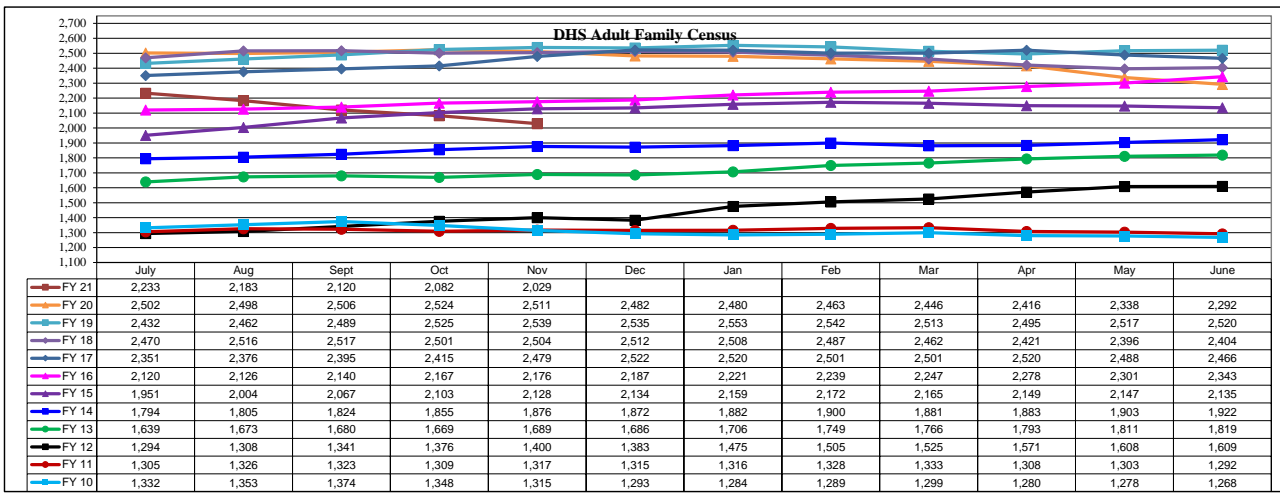
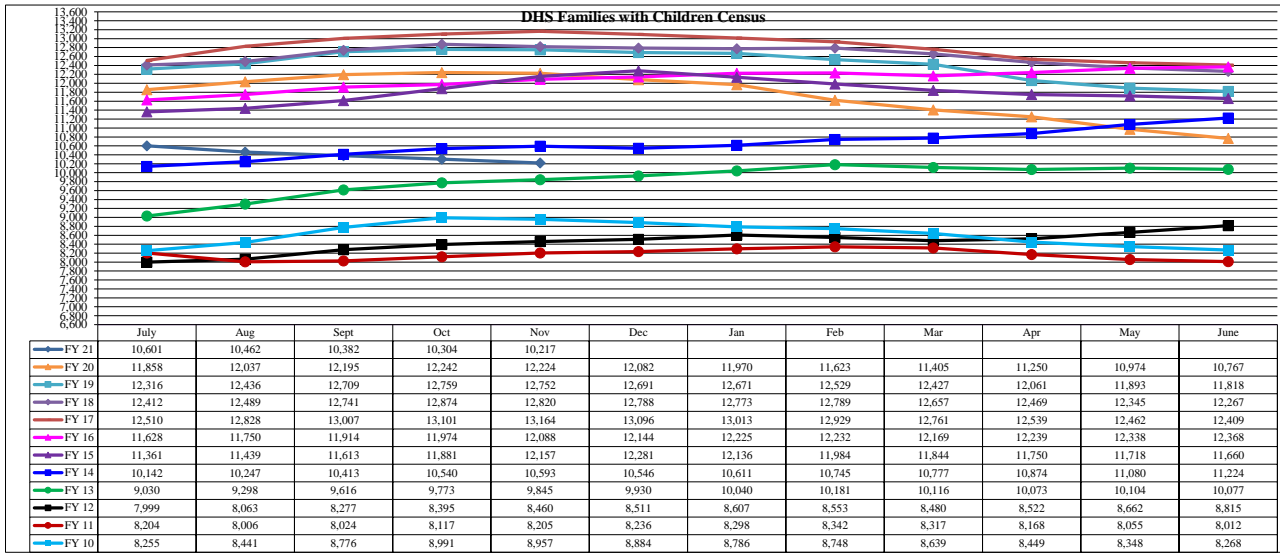
FAMILY INTAKE	
Families Requesting Temporary Housing at PATH	136
Adult Families Requesting Temporary Housing at AFIC	7
Families Placed in Overnight Accommodations	0
Families w/children at PATH Overnight (pre 10PM)	0

TOTAL SHELTER CENSUS	
Adults	35,872
Children	17,570
Total Individuals	53,442

SINGLE ADULTS	
Men	13,875
Women	4,549
Total Single Adults	18,424

FAMILIES WITH CHILDREN CENSUS	
Families	10,016
Adults	13,179
Children	17,570
Individuals	30,749

ADULT FAMILIES CENSUS	
Families	2,024
Individuals (Adults)	4,269



*Due to data conversion the average monthly census for December 2011 and January 2012 for Families with Children and Adult Families is based upon data for a partial month.