

## DAILY REPORT

6/14/2023

(Data from Tuesday, June 13, 2023)

SINGLE ADULTS	
Drop-in Center Clients Served	383
Drop-in Center Overnight Census	165
Faith Bed Census	39
Outreach Contacts	418
Outreach Placements	50
Safe Haven Utilization	1553
Veterans In Short-term Housing	190
Criminal Justice Short-term Housing (Note: This count is also included in the <b>TOTAL SHELTER CENSUS</b> )	NA

5 of 7 sites reporting  
5 of 7 sites reporting  
5 of 7 sites reporting

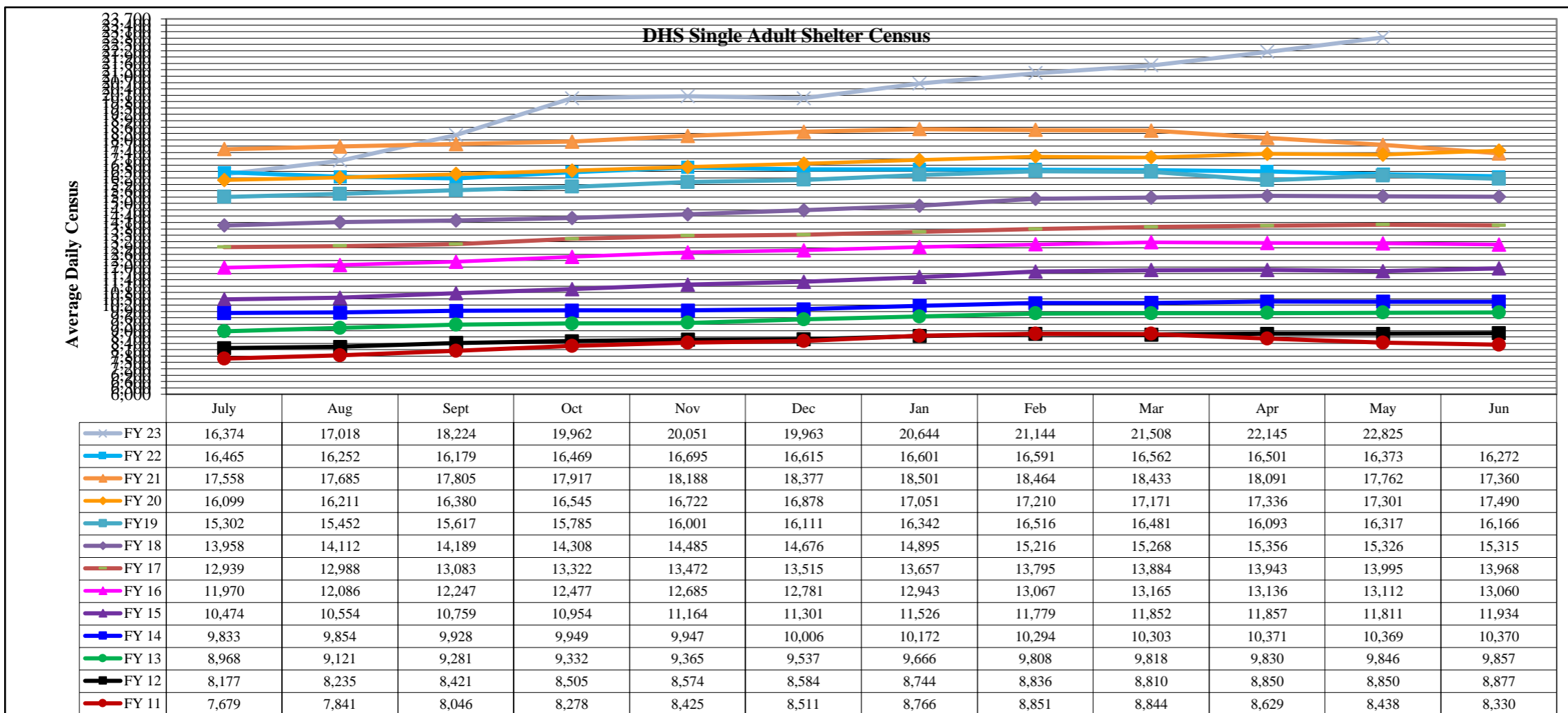
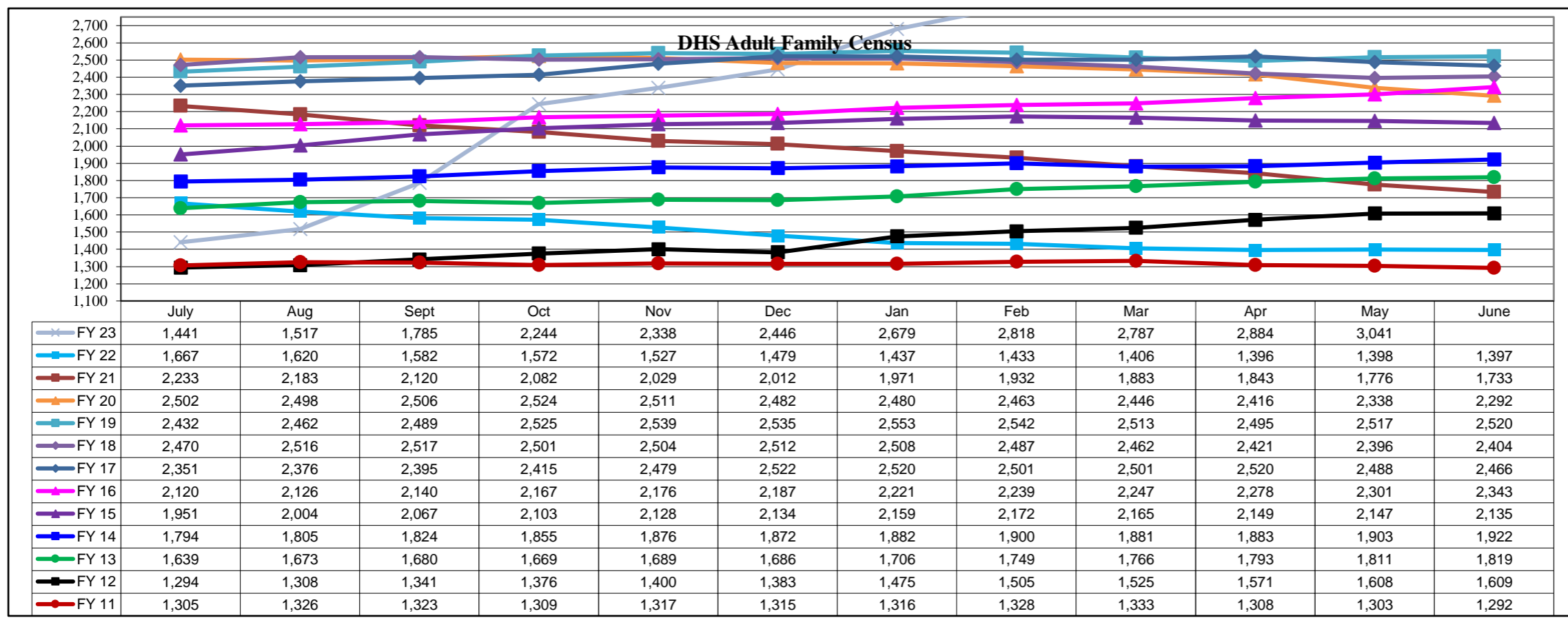
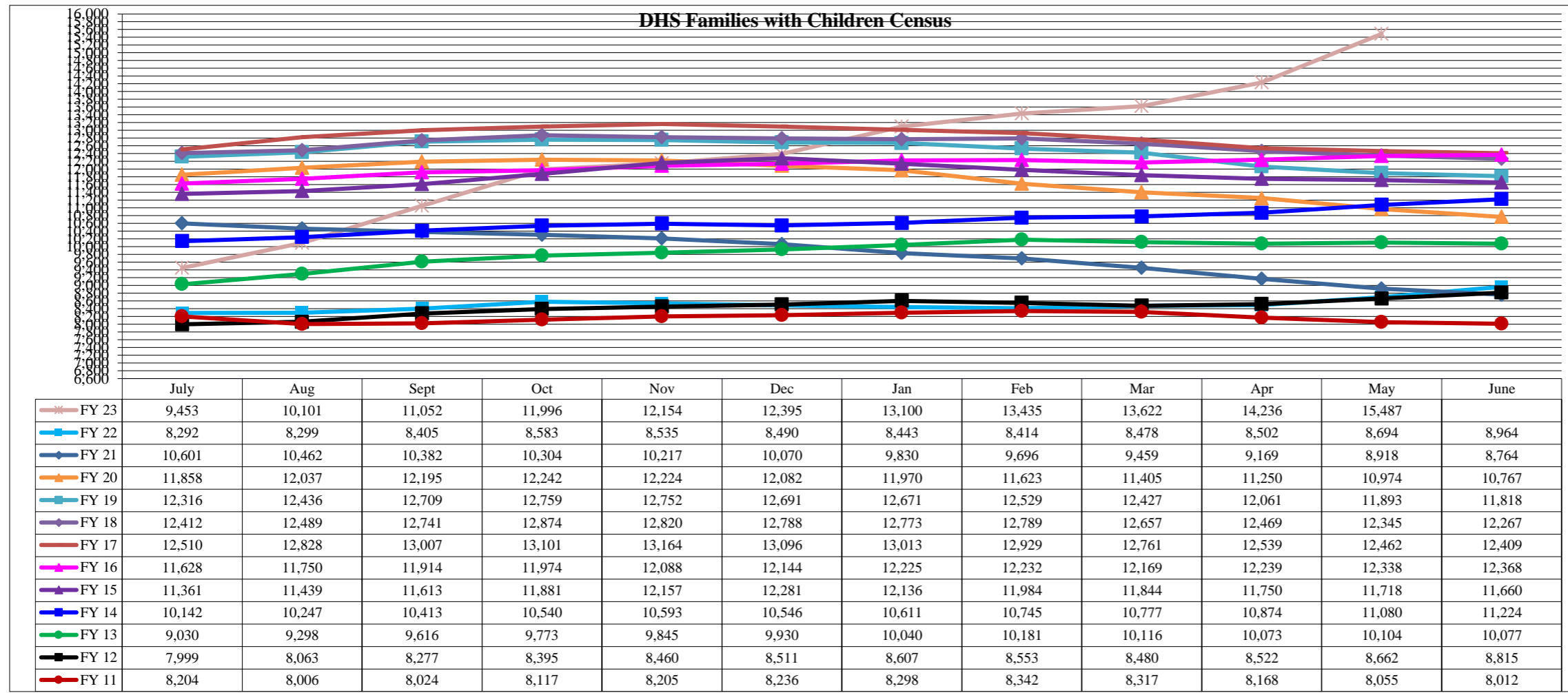
FAMILY INTAKE	
Families with Children Requesting Temporary Housing	162
Adult Families Requesting Temporary Housing	35
Families Placed in Overnight Accommodations	0
Families w/children at PATH Overnight (pre 10PM)	0

TOTAL SHELTER CENSUS	
Adults	53,640
Children	26,942
<b>Total Individuals</b>	<b>80,582</b>

SINGLE ADULTS	
Men	17,553
Women	4,685
<b>Total Single Adults</b>	<b>22,238</b>

FAMILIES WITH CHILDREN	
<b>Families</b>	15,861
Adults	24,955
Children	26,942
<b>Individuals</b>	<b>51,897</b>

ADULT FAMILIES CENSUS	
<b>Families</b>	3,041
<b>Individuals (Adults)</b>	<b>6,447</b>



\*Due to data conversion the average monthly census for December 2011 and January 2012 for Families with Children and Adult Families is based upon data for a partial month.