

**DAILY REPORT**

3/31/2023

(Data from Thursday, March 30, 2023)

**Code Blue**

SINGLE ADULTS	
Drop-in Center Clients Served	434
Drop-in Center Overnight Census	164
Faith Bed Census	37
Outreach Contacts	437
Outreach Placements	45
Safe Haven Utilization	1568
Veterans In Short-term Housing	230
Criminal Justice Short-term Housing (Note: This count is also included in the <b>TOTAL SHELTER CENSUS</b> )	137

5 of 6 sites reporting  
 5 of 6 sites reporting  
 5 of 6 sites reporting

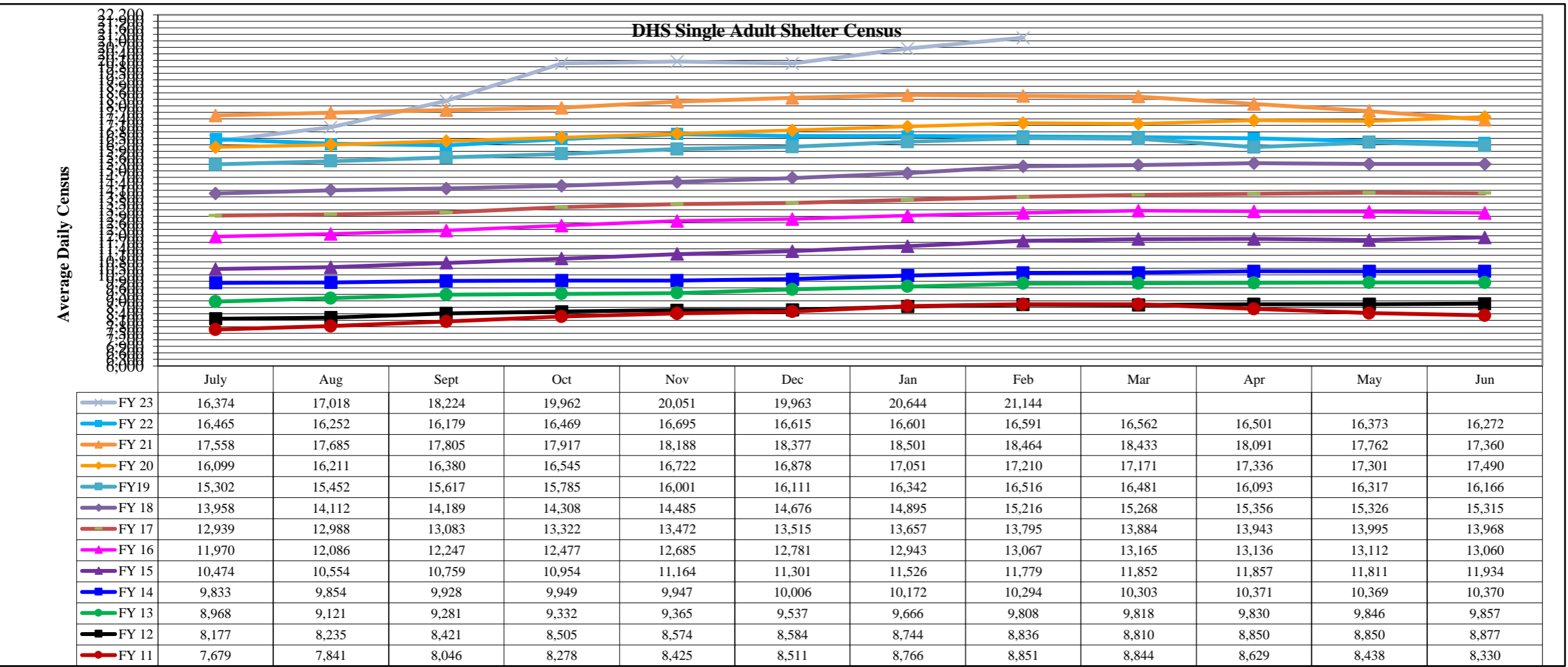
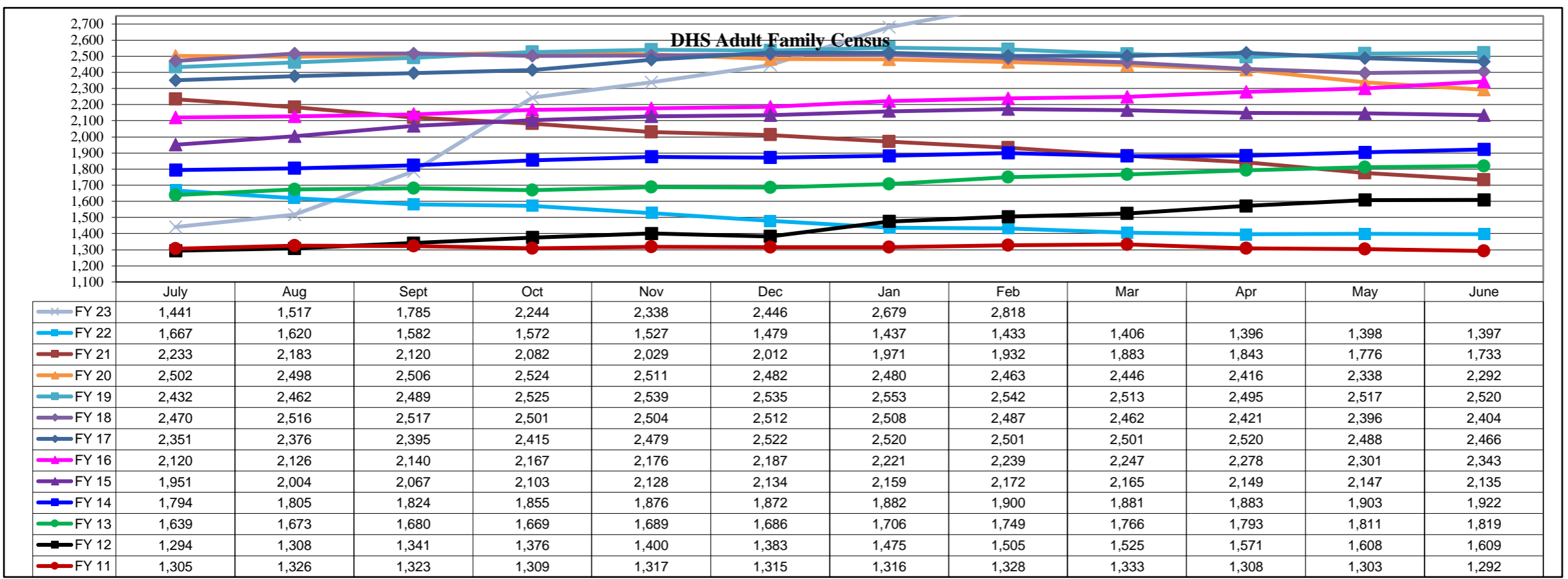
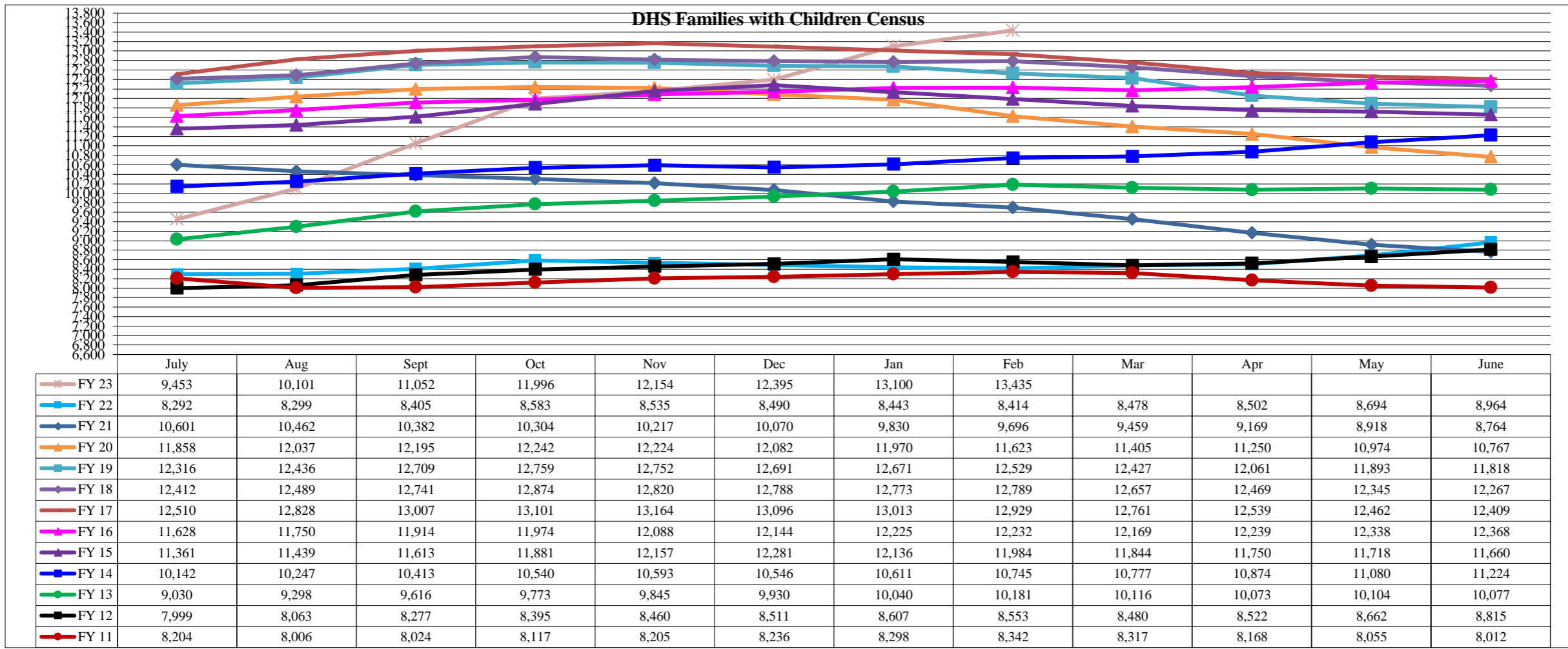
FAMILY INTAKE	
Families with Children Requesting Temporary Housing	111
Adult Families Requesting Temporary Housing	36
Families Placed in Overnight Accommodations	0
Families w/children at PATH Overnight (pre 10PM)	0

TOTAL SHELTER CENSUS	
Adults	49,269
Children	23,560
<b>Total Individuals</b>	<b>72,829</b>

SINGLE ADULTS	
Men	17,276
Women	4,568
<b>Total Single Adults</b>	<b>21,844</b>

FAMILIES WITH CHILDREN	
<b>Families</b>	13,866
Adults	21,423
Children	23,560
<b>Individuals</b>	<b>44,983</b>

ADULT FAMILIES CENSUS	
<b>Families</b>	2,827
<b>Individuals (Adults)</b>	<b>6,002</b>



\*Due to data conversion the average monthly census for December 2011 and January 2012 for Families with Children and Adult Families is based upon data for a partial month.