

DAILY REPORT

6/3/2022

(Data from Thursday, June 02, 2022)

SINGLE ADULTS	
Drop-in Center Clients Served	454
Drop-in Center Overnight Census	151
Faith Bed Census	20
Outreach Contacts	286
Outreach Placements	24
Safe Haven Utilization	1484
Veterans In Short-term Housing	179
Criminal Justice Short-term Housing	88

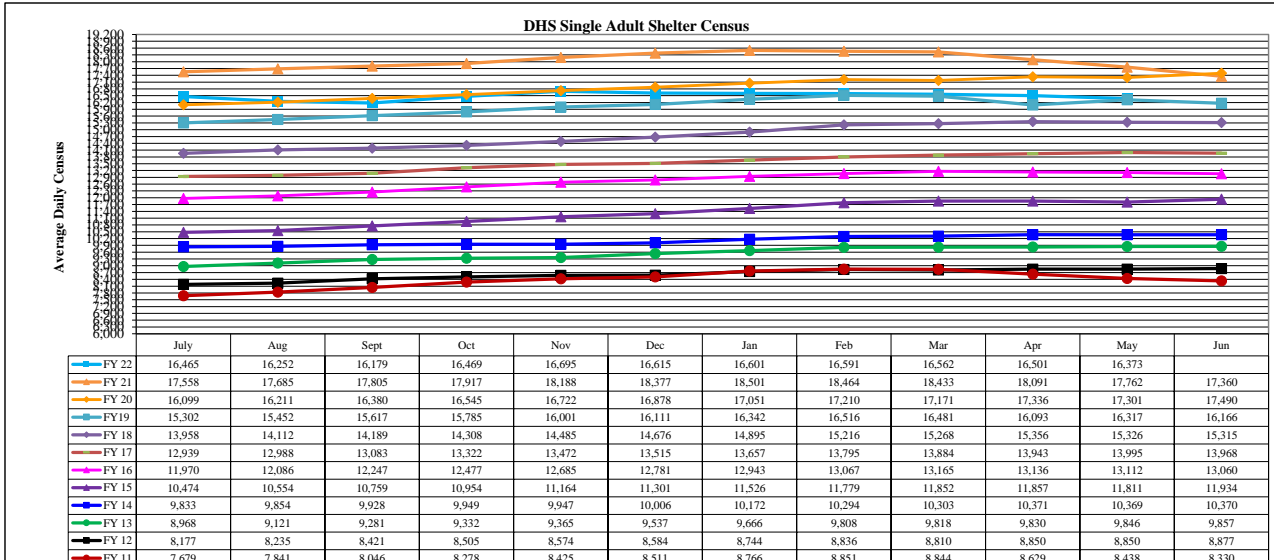
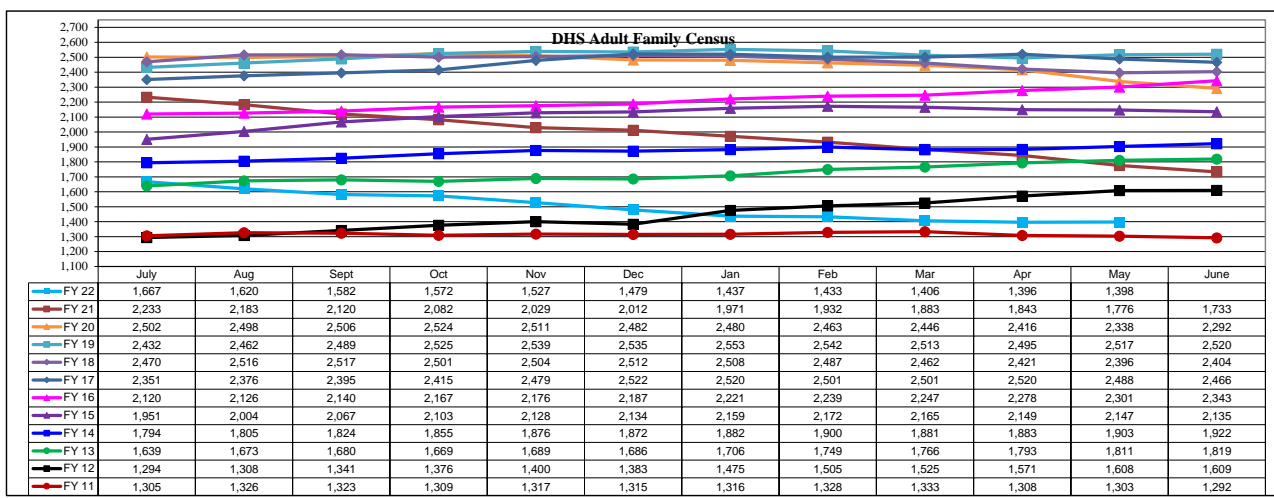
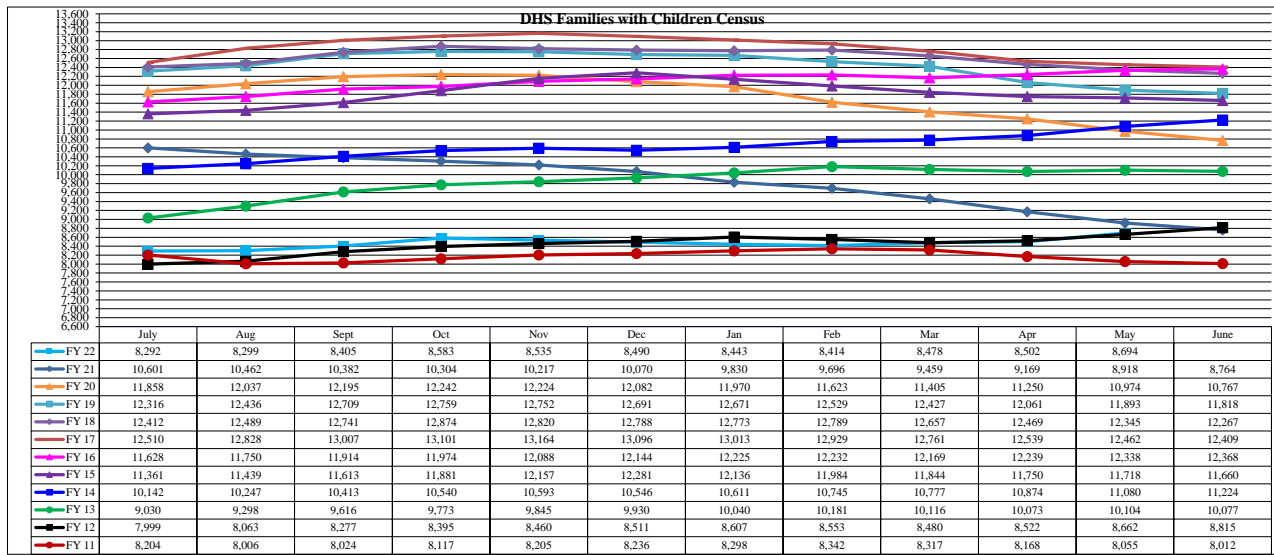
FAMILY INTAKE	
Families Requesting Temporary Housing at PATH	117
Adult Families Requesting Temporary Housing at AFIC	22
Families Placed in Overnight Accommodations	0
Families w/children at PATH Overnight (pre 10PM)	0

TOTAL SHELTER CENSUS	
Adults	31,220
Children	15,131
Total Individuals	46,351

SINGLE ADULTS	
Men	12,314
Women	4,068
Total Single Adults	16,382

FAMILIES WITH CHILDREN	
Families	8,841
Adults	11,893
Children	15,131
Individuals	27,024

ADULT FAMILIES CENSUS	
Families	1,401
Individuals (Adults)	2,945



*Due to data conversion the average monthly census for December 2011 and January 2012 for Families with Children and Adult Families is based upon data for a partial month.