

**DAILY REPORT**

5/21/2021

(Data from Thursday, May 20, 2021)

SINGLE ADULTS	
Drop-in Center Clients Served	383
Drop-in Center Overnight Census	131
Faith Bed Census	25
Outreach Contacts	350
Outreach Placements	5
Safe Haven Utilization	1080
Veterans In Short-term Housing	202
Criminal Justice Short-term Housing	96

(5 of 6 sites reported)

(5 of 6 sites reported)

(5 of 6 sites reported)

FAMILY INTAKE	
Families Requesting Temporary Housing at PATH	103
Adult Families Requesting Temporary Housing at AFIC	26
Families Placed in Overnight Accommodations	0
Families w/children at PATH Overnight (pre 10PM)	0

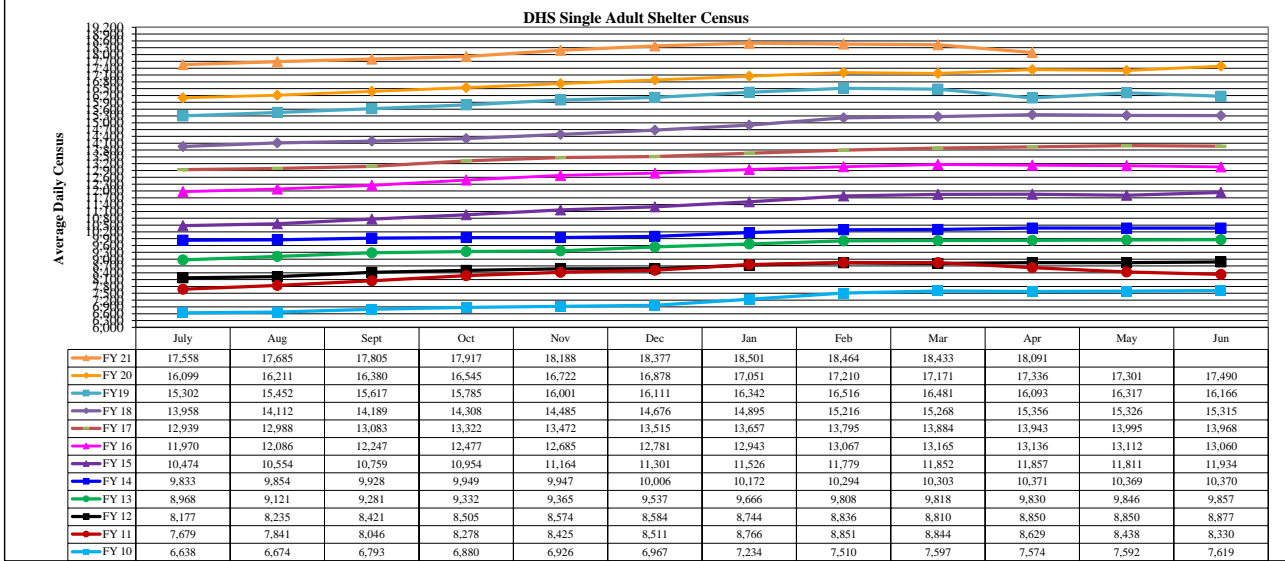
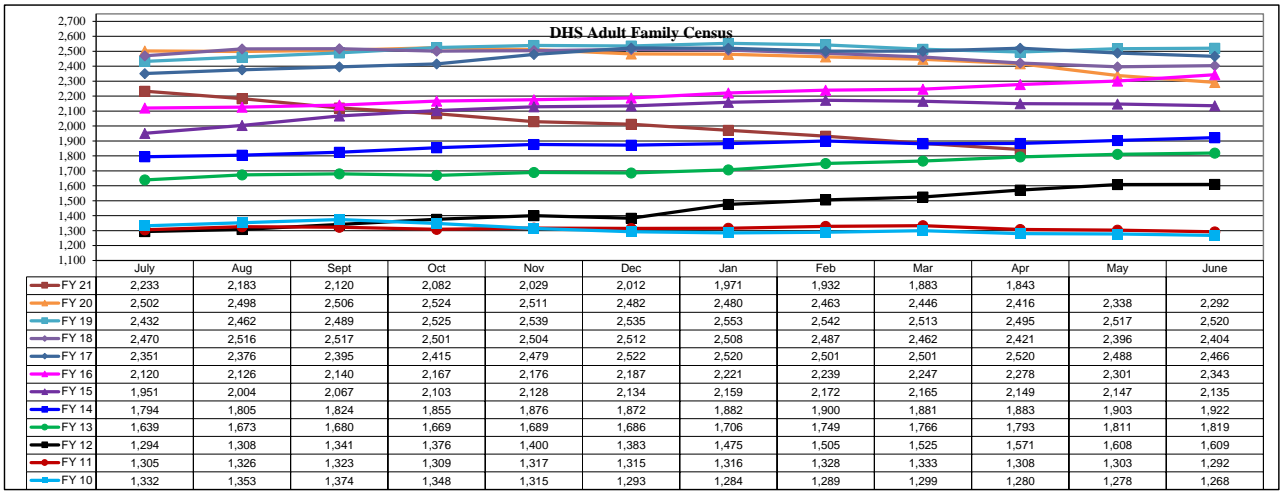
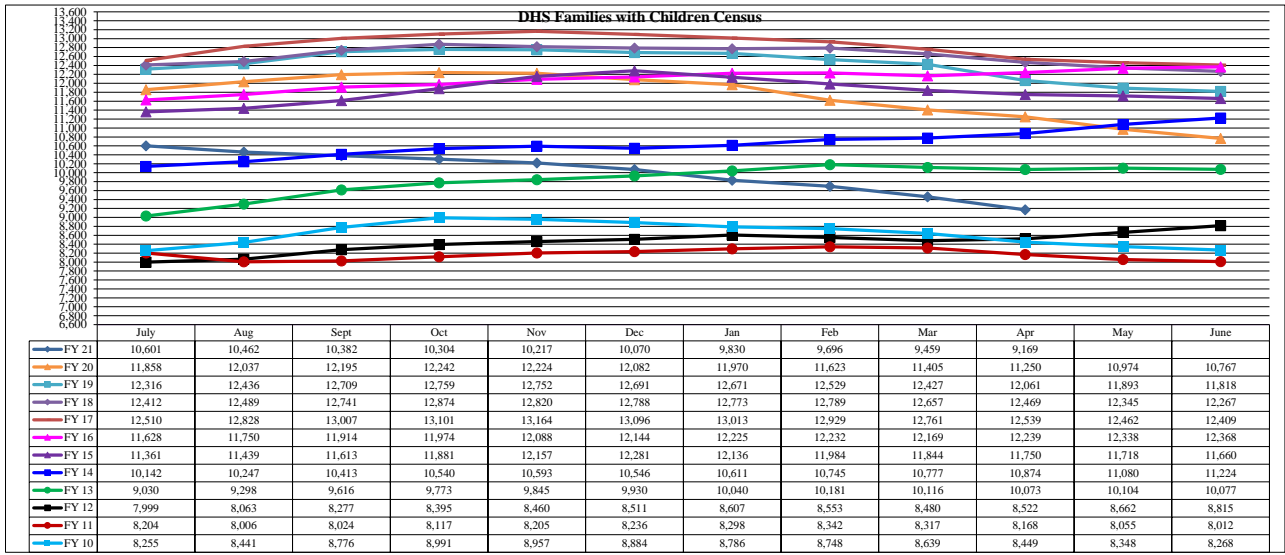
TOTAL SHELTER CENSUS	
Adults	33,012
Children	15,376
<b>Total Individuals</b>	<b>48,388</b>

SINGLE ADULTS	
Men	13,355
Women	4,328
<b>Total Single Adults</b>	<b>17,683</b>

FAMILIES WITH CHILDREN	
<b>Families</b>	8,875
Adults	11,641
Children	15,376
<b>Individuals</b>	<b>27,017</b>

ADULT FAMILIES CENSUS	
<b>Families</b>	1,754
<b>Individuals (Adults)</b>	<b>3,688</b>

x



\*Due to data conversion the average monthly census for December 2011 and January 2012 for Families with Children and Adult Families is based upon data for a partial month.