

DAILY REPORT

1/15/2020

(Data from Tuesday, January 14, 2020)

SINGLE ADULTS	
Drop-in Center Clients Served	612
Drop-in Center Overnight Census	226
Faith Bed Census	189
Outreach Contacts	352
Outreach Placements	26
Safe Haven Utilization	1065
Veterans In Short-term Housing	241
Criminal Justice Short-term Housing	215

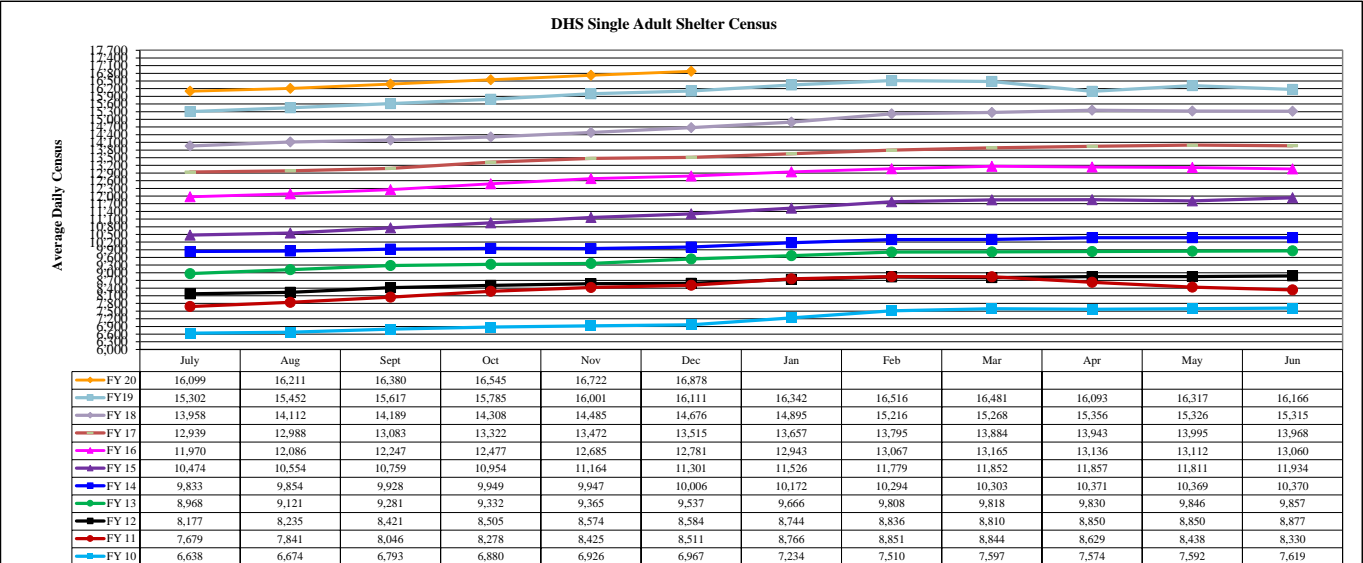
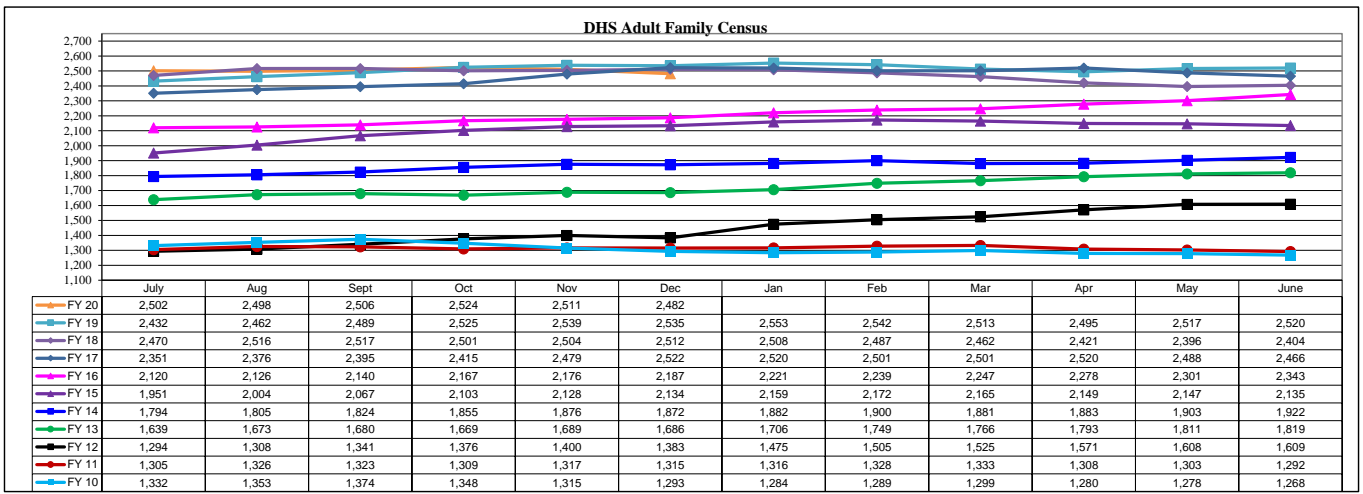
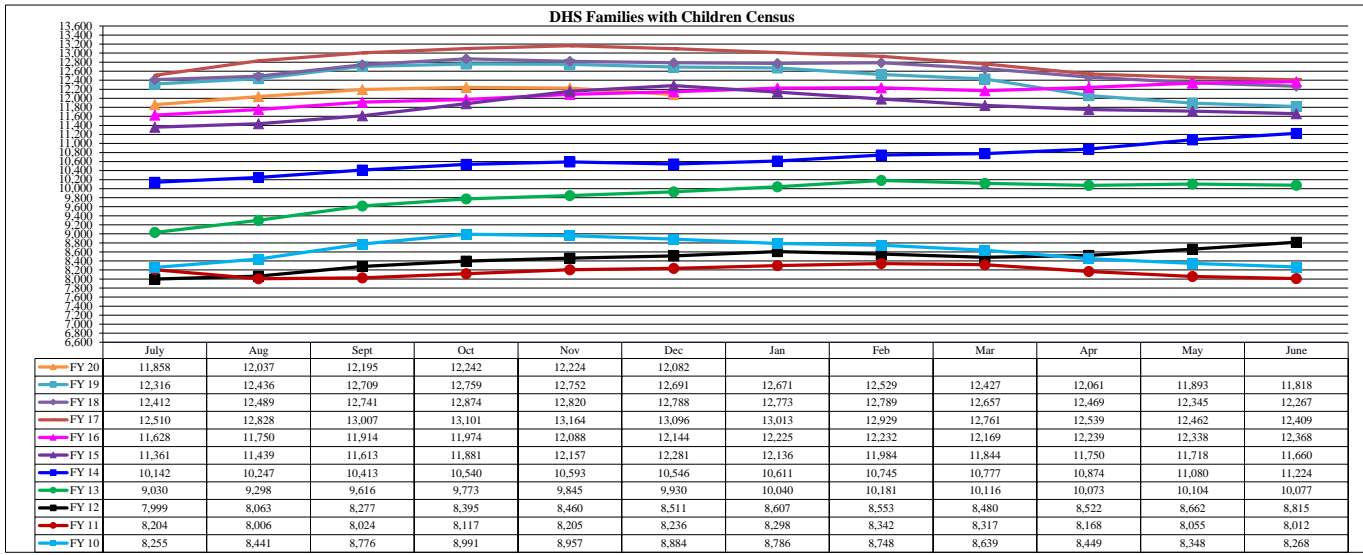
FAMILY INTAKE	
Families Requesting Temporary Housing at PATH	111
Adult Families Requesting Temporary Housing at AFIC	18
Families Placed in Overnight Accommodations	0
Families w/children at PATH Overnight (pre 10PM)	0

TOTAL SHELTER CENSUS	
Adults	38,490
Children	21,512
Total Individuals	60,002

SINGLE ADULT SHELTER CENSUS	
Men	12,440
Women	4,664
Total Single Adults	17,104

FAMILIES WITH CHILDREN CENSUS	
Families	12,044
Adults	16,135
Children	21,512
Individuals	37,647

ADULT FAMILIES CENSUS	
Families	2,495
Individuals (Adults)	5,251



*Due to data conversion the average monthly census for December 2011 and January 2012 for Families with Children and Adult Families is based upon data for a partial month.