

## DAILY REPORT

10/19/2022

(Data from Tuesday, October 18, 2022)

SINGLE ADULTS	
Drop-in Center Clients Served	557
Drop-in Center Overnight Census	177
Faith Bed Census	35
Outreach Contacts	385
Outreach Placements	27
Safe Haven Utilization	1508
Veterans In Short-term Housing	202
Criminal Justice Short-term Housing (Note: This count is also included in the <b>TOTAL SHELTER CENSUS</b> )	191

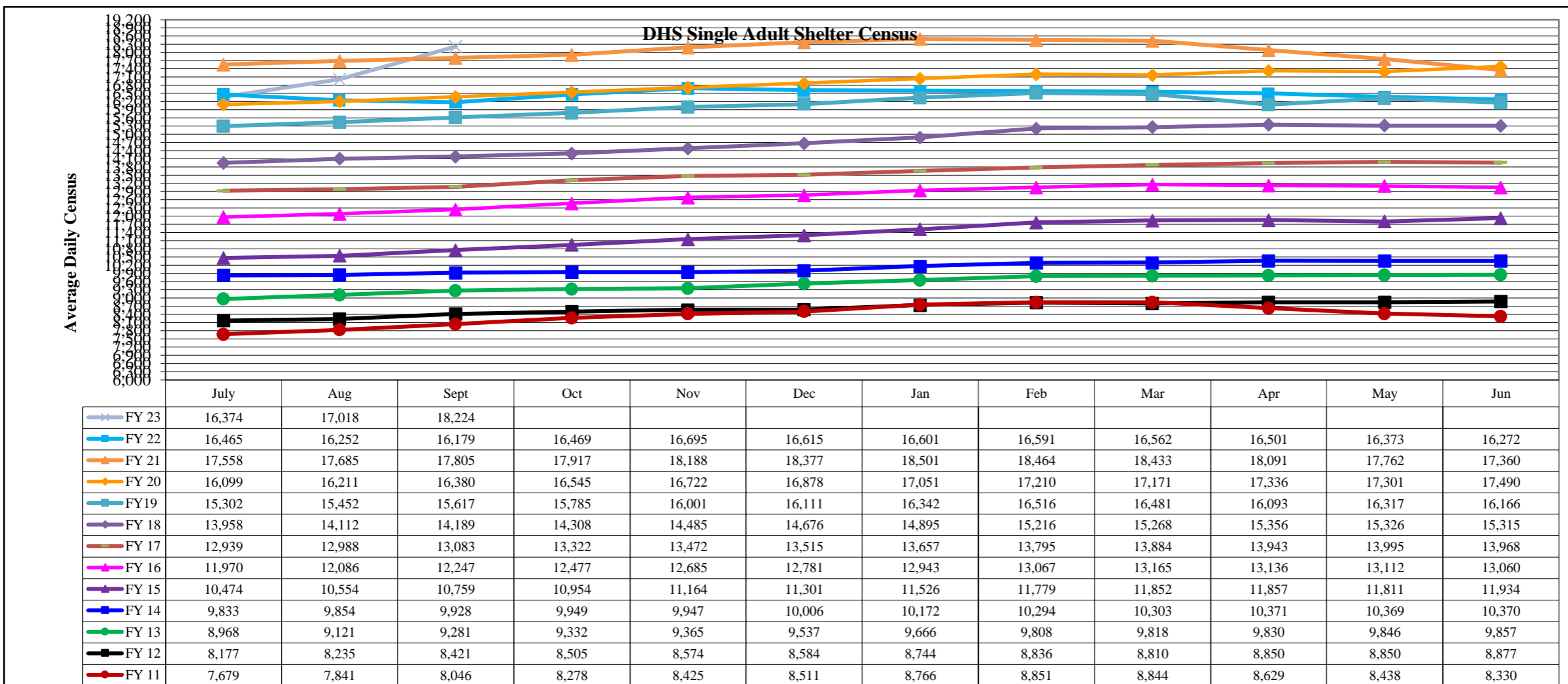
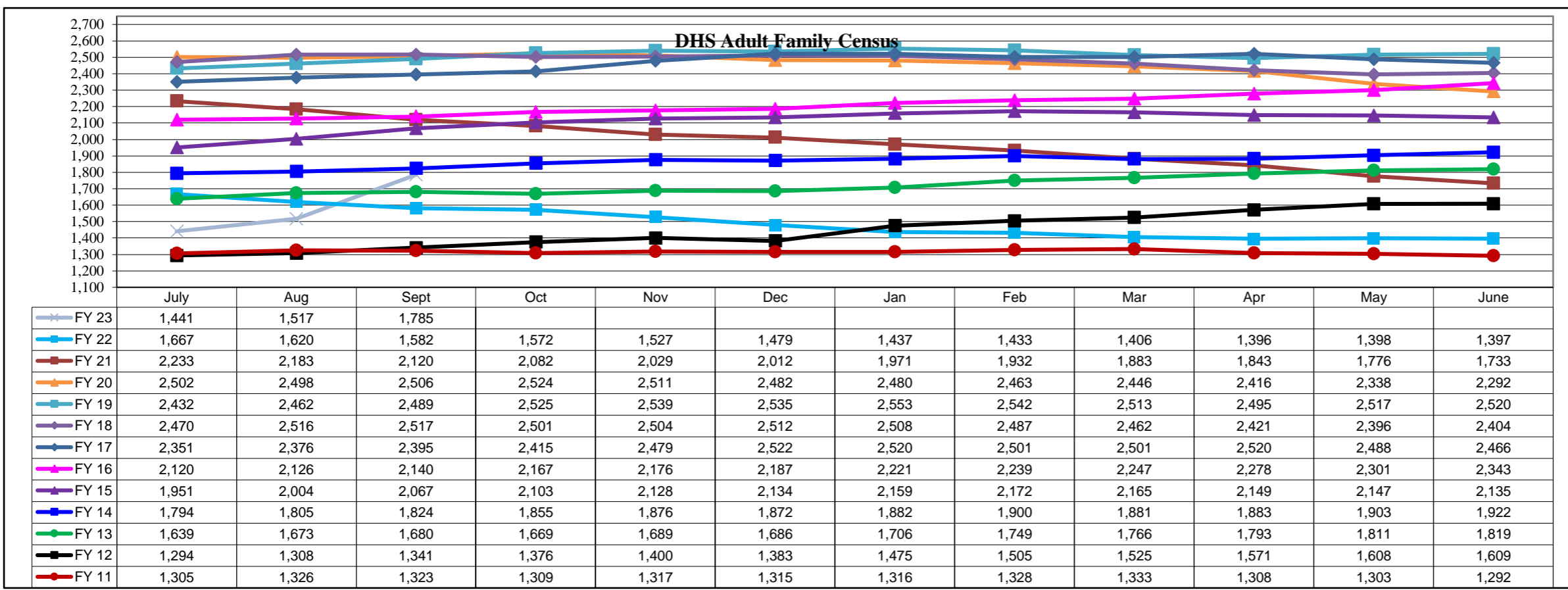
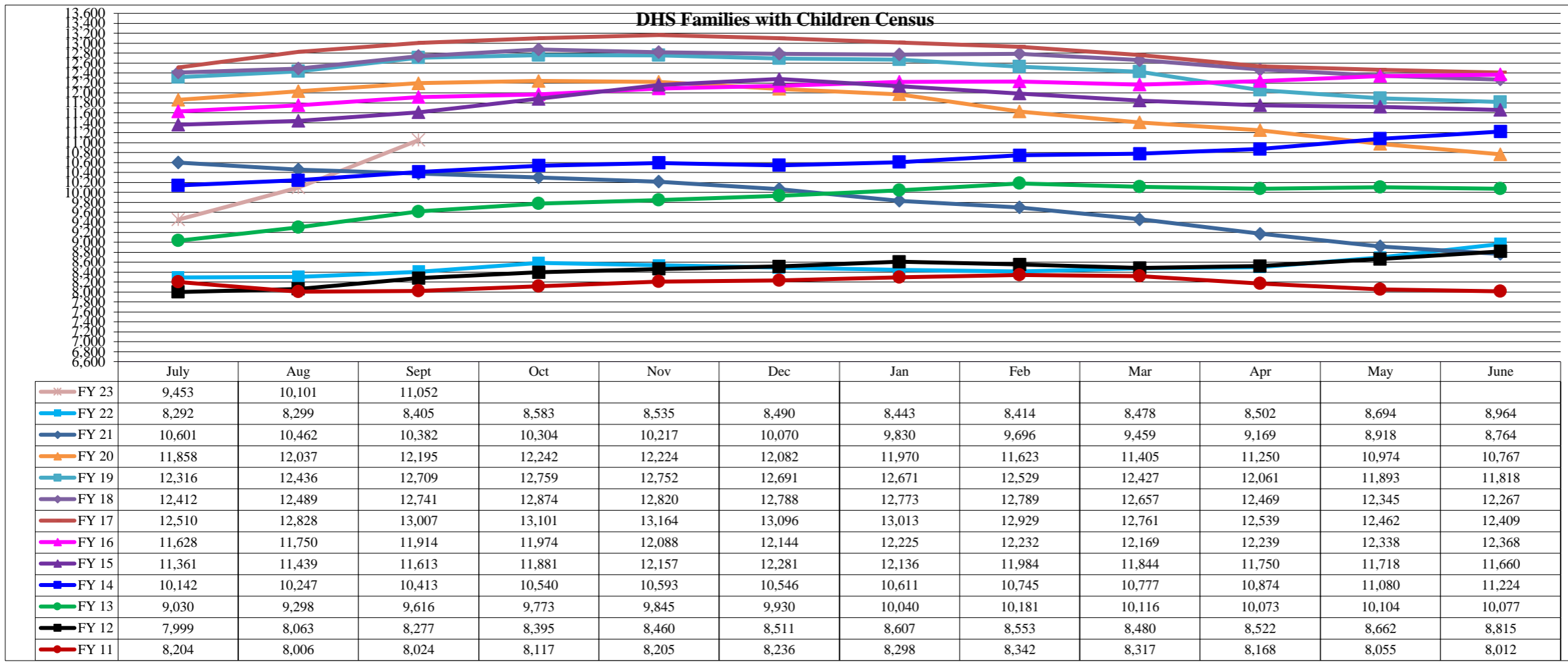
FAMILY INTAKE	
Families Requesting Temporary Housing at PATH	85
Adult Families Requesting Temporary Housing at AFIC	33
Families Placed in Overnight Accommodations	0
Families w/children at PATH Overnight (pre 10PM)	0

TOTAL SHELTER CENSUS	
Adults	42,918
Children	20,591
<b>Total Individuals</b>	<b>63,509</b>

SINGLE ADULTS	
Men	15,748
Women	4,432
<b>Total Single Adults</b>	<b>20,180</b>

FAMILIES WITH CHILDREN	
<b>Families</b>	12,131
Adults	17,870
Children	20,591
<b>Individuals</b>	<b>38,461</b>

ADULT FAMILIES CENSUS	
<b>Families</b>	2,297
<b>Individuals (Adults)</b>	<b>4,868</b>



\*Due to data conversion the average monthly census for December 2011 and January 2012 for Families with Children and Adult Families is based upon data for a partial month.