

**DAILY REPORT**

11/3/2022

(Data from Wednesday, November 02, 2022)

SINGLE ADULTS	
Drop-in Center Clients Served	359
Drop-in Center Overnight Census	141
Faith Bed Census	7
Outreach Contacts	337
Outreach Placements	30
Safe Haven Utilization	1500
Veterans In Short-term Housing	201
Criminal Justice Short-term Housing (Note: This count is also included in the <b>TOTAL SHELTER CENSUS</b> )	180

4 of 5 sites reported.  
 4 of 5 sites reported.  
 4 of 5 sites reported.

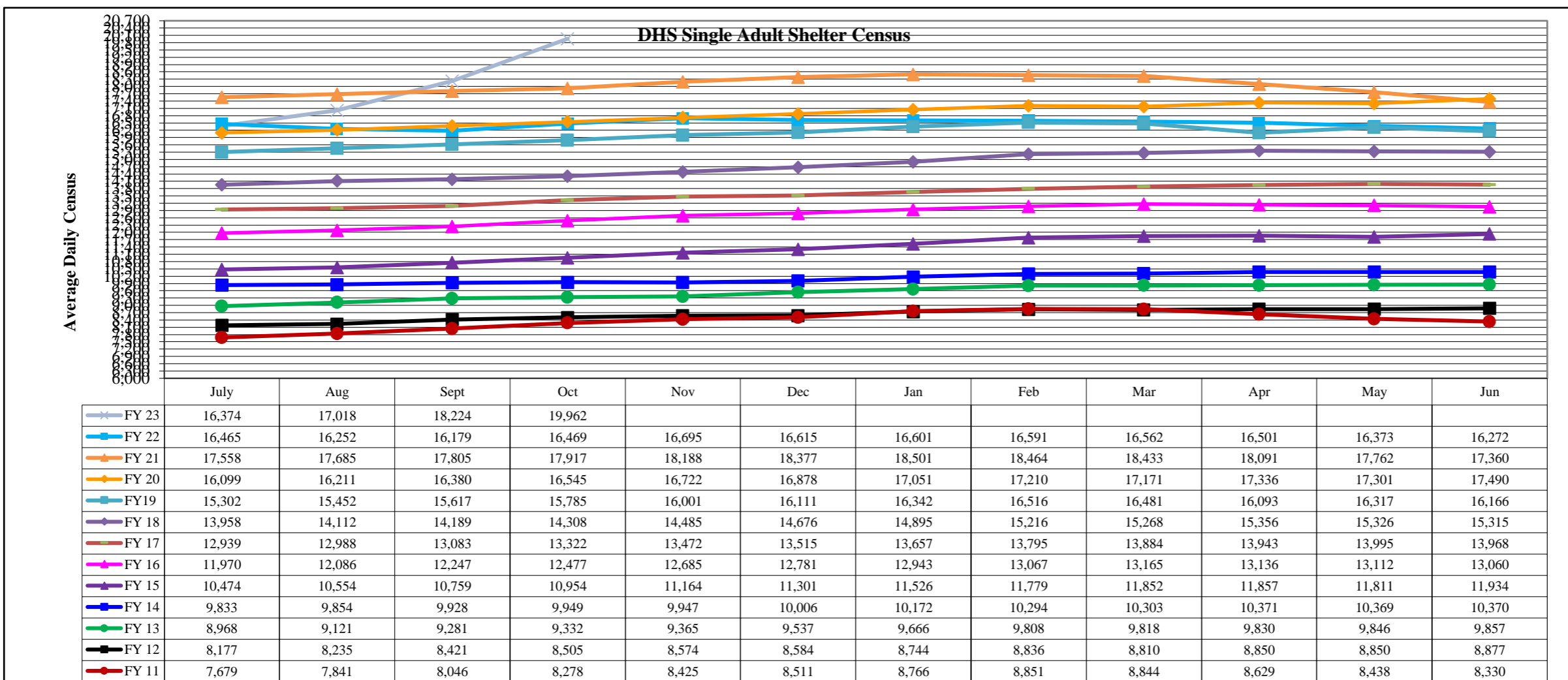
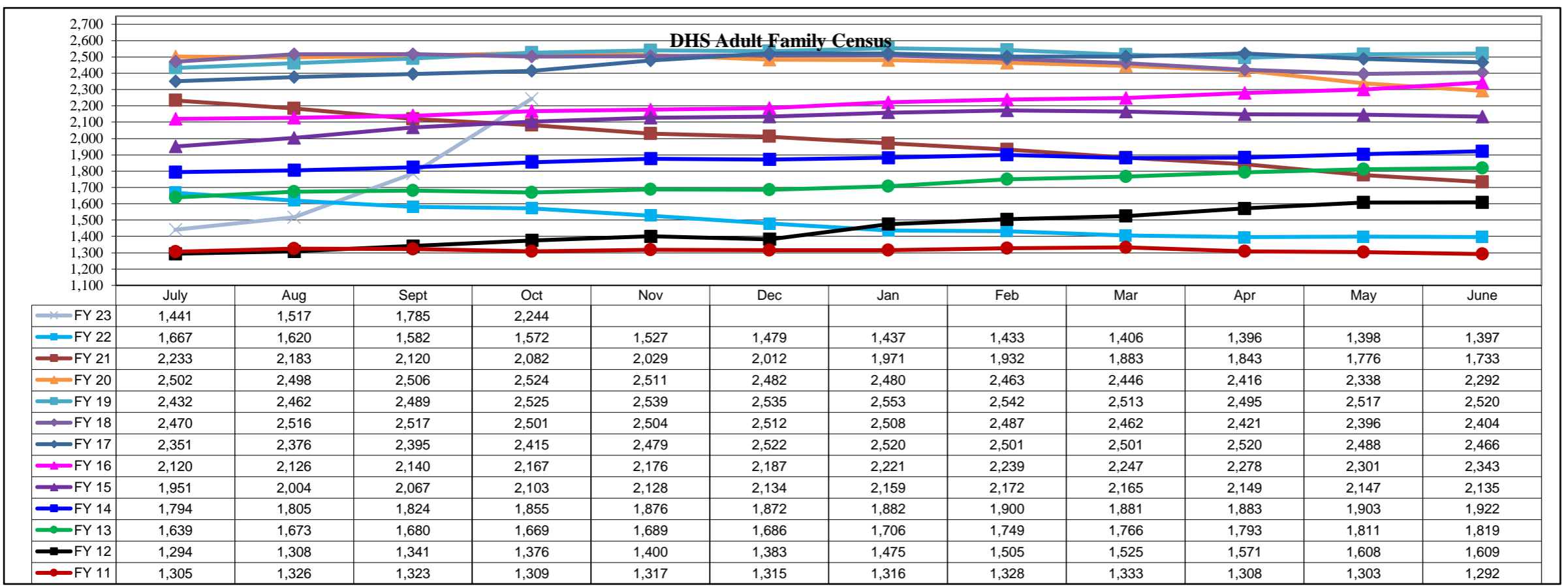
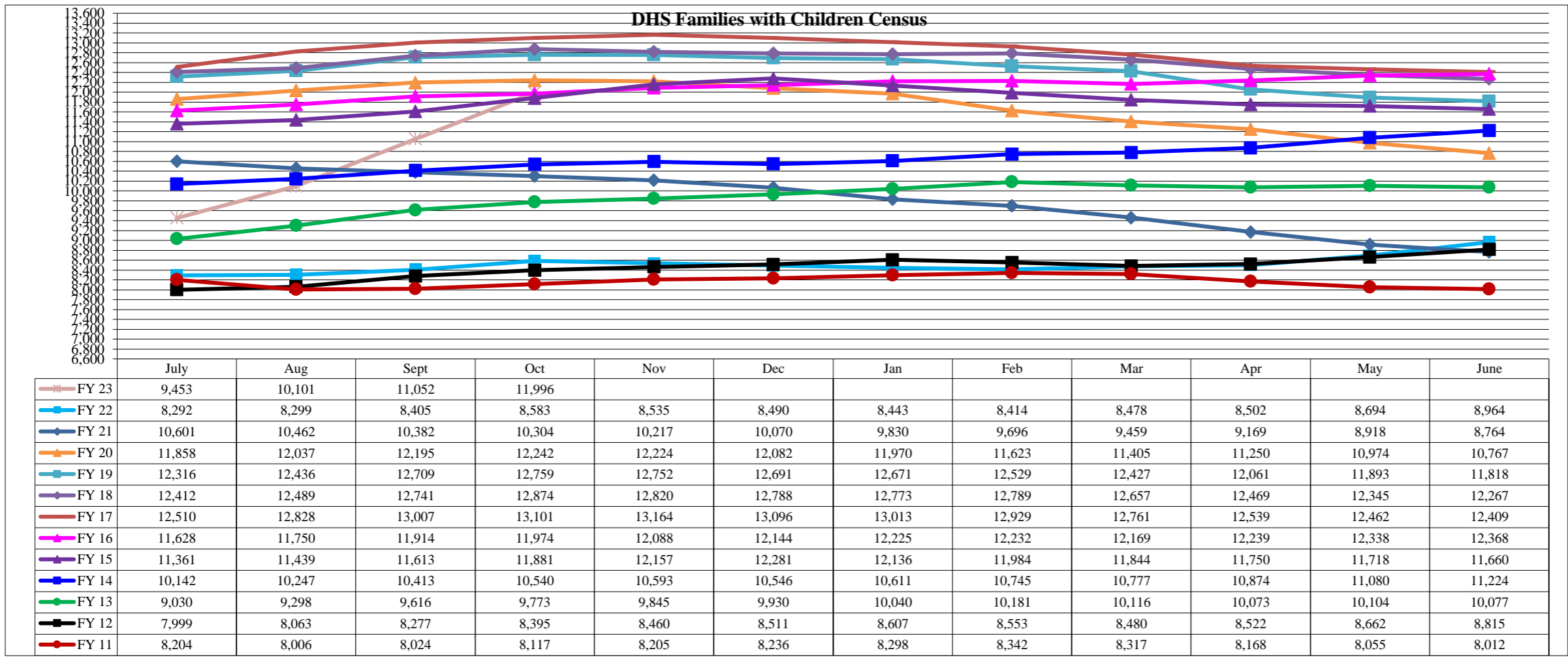
FAMILY INTAKE	
Families Requesting Temporary Housing at PATH	132
Adult Families Requesting Temporary Housing at AFIC	30
Families Placed in Overnight Accommodations	0
Families w/children at PATH Overnight (pre 10PM)	0

TOTAL SHELTER CENSUS	
Adults	42,896
Children	20,530
<b>Total Individuals</b>	<b>63,426</b>

SINGLE ADULTS	
Men	15,682
Women	4,385
<b>Total Single Adults</b>	<b>20,067</b>

FAMILIES WITH CHILDREN	
<b>Families</b>	12,064
Adults	17,865
Children	20,530
<b>Individuals</b>	<b>38,395</b>

ADULT FAMILIES CENSUS	
<b>Families</b>	2,343
<b>Individuals (Adults)</b>	<b>4,964</b>



\*Due to data conversion the average monthly census for December 2011 and January 2012 for Families with Children and Adult Families is based upon data for a partial month.