

DAILY REPORT

9/3/2021

(Data from Thursday, September 02, 2021)

SINGLE ADULTS	
Drop-in Center Clients Served	241
Drop-in Center Overnight Census	94
Faith Bed Census	27
Outreach Contacts	122
Outreach Placements	6
Safe Haven Utilization	1075
Veterans In Short-term Housing	157
Criminal Justice Short-term Housing	105

4 sites reporting
 4 sites reporting
 4 sites reporting

FAMILY INTAKE	
Families Requesting Temporary Housing at PATH	124
Adult Families Requesting Temporary Housing at AFIC	20
Families Placed in Overnight Accommodations	0
Families w/children at PATH Overnight (pre 10PM)	0

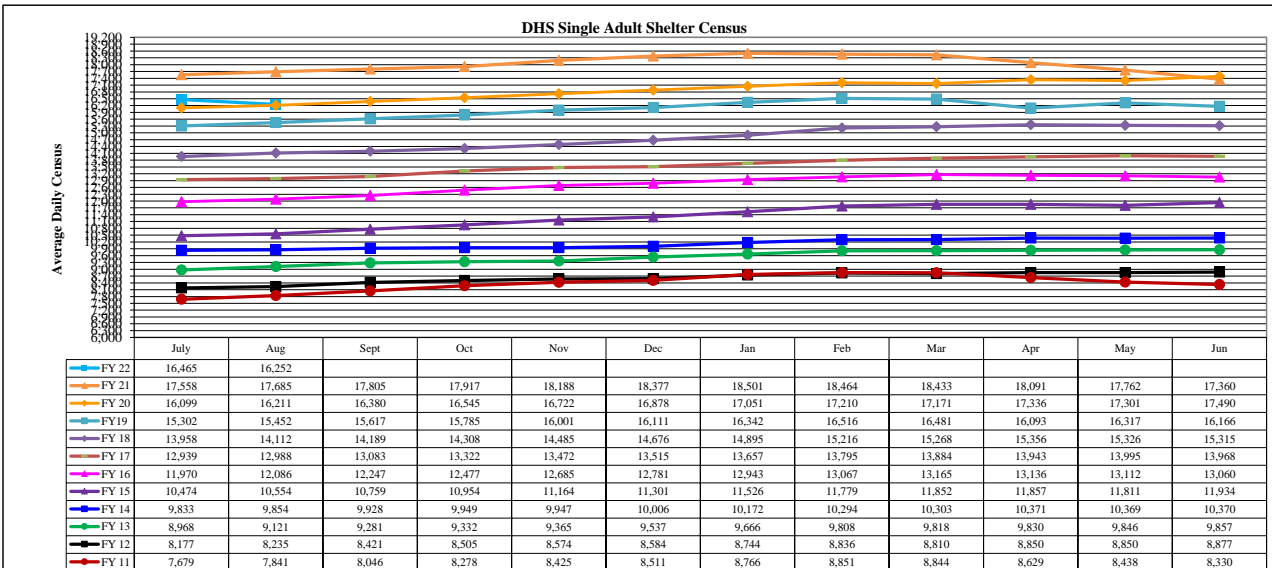
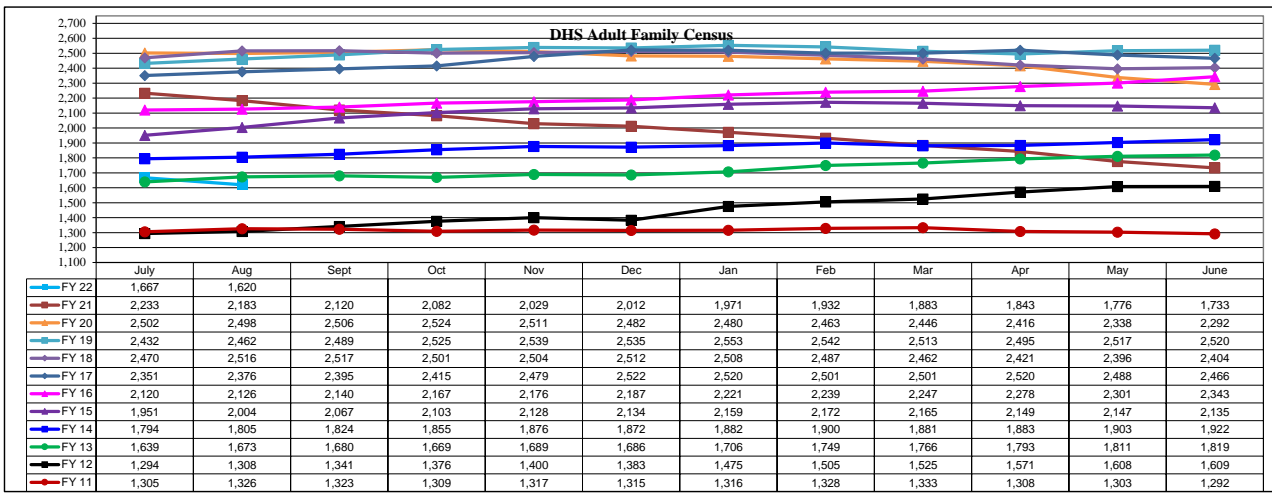
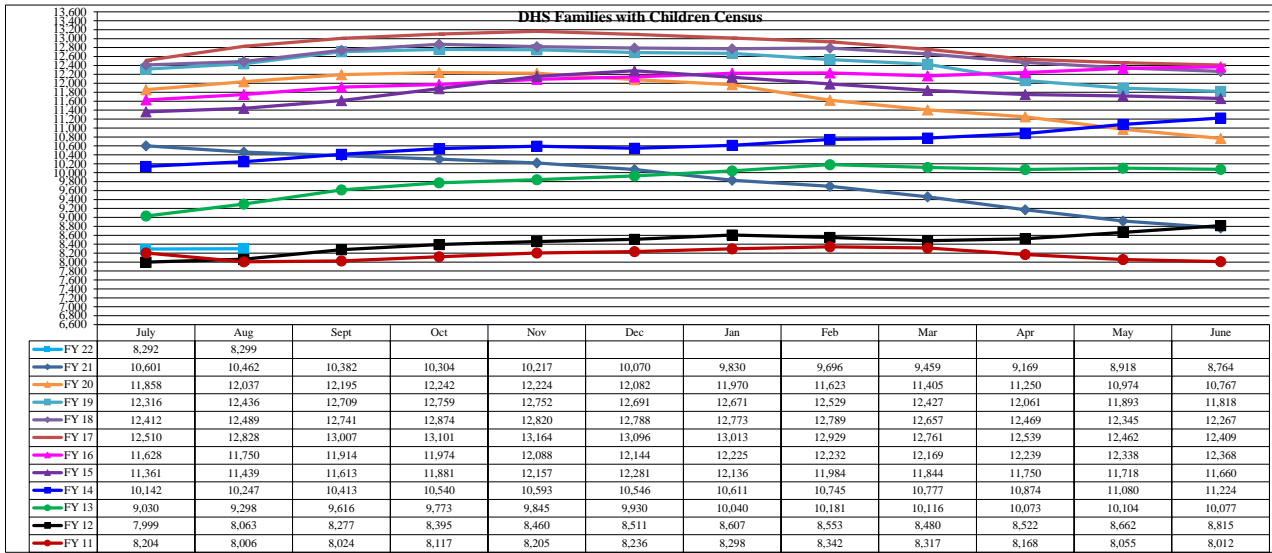
TOTAL SHELTER CENSUS	
Adults	30,363
Children	14,475
Total Individuals	44,838

SINGLE ADULTS	
Men	12,145
Women	3,970
Total Single Adults	16,115

FAMILIES WITH CHILDREN	
Families	8,314
Adults	10,919
Children	14,475
Individuals	25,394

ADULT FAMILIES CENSUS	
Families	1,588
Individuals (Adults)	3,329

x



*Due to data conversion the average monthly census for December 2011 and January 2012 for Families with Children and Adult Families is based upon data for a partial month.