

DAILY REPORT

9/1/2021

(Data from Tuesday, August 31, 2021)

SINGLE ADULTS	
Drop-in Center Clients Served	304
Drop-in Center Overnight Census	89
Faith Bed Census	25
Outreach Contacts	274
Outreach Placements	15
Safe Haven Utilization	1077
Veterans In Short-term Housing	156
Criminal Justice Short-term Housing	103

5 sites reporting
 5 sites reporting
 5 sites reporting

FAMILY INTAKE	
Families Requesting Temporary Housing at PATH	146
Adult Families Requesting Temporary Housing at AFIC	9
Families Placed in Overnight Accommodations	0
Families w/children at PATH Overnight (pre 10PM)	0

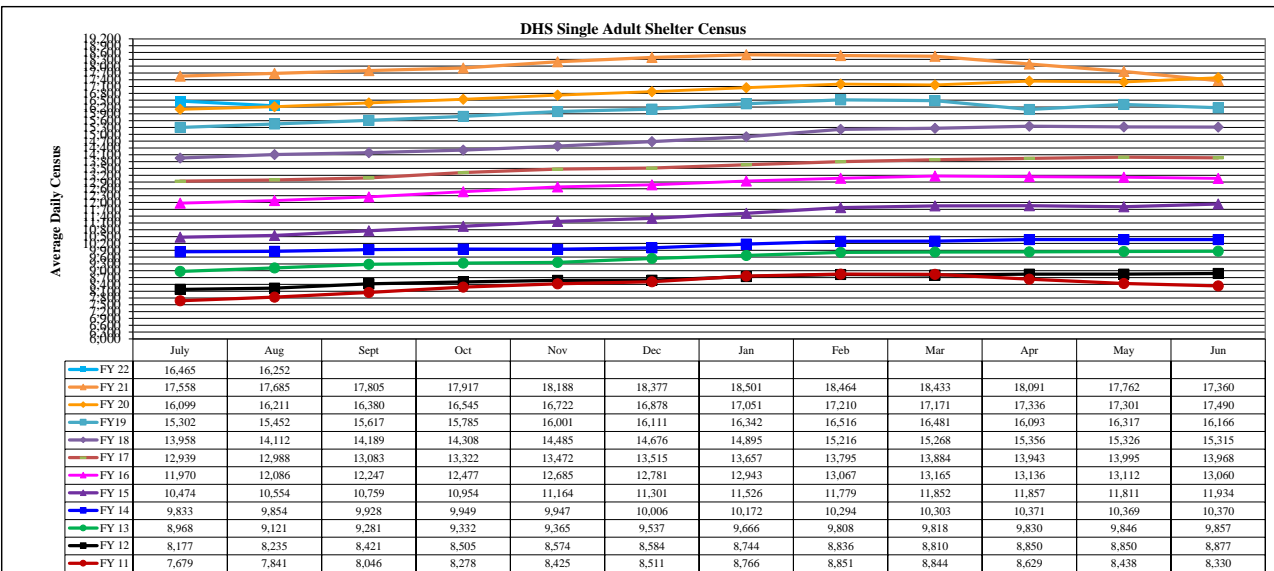
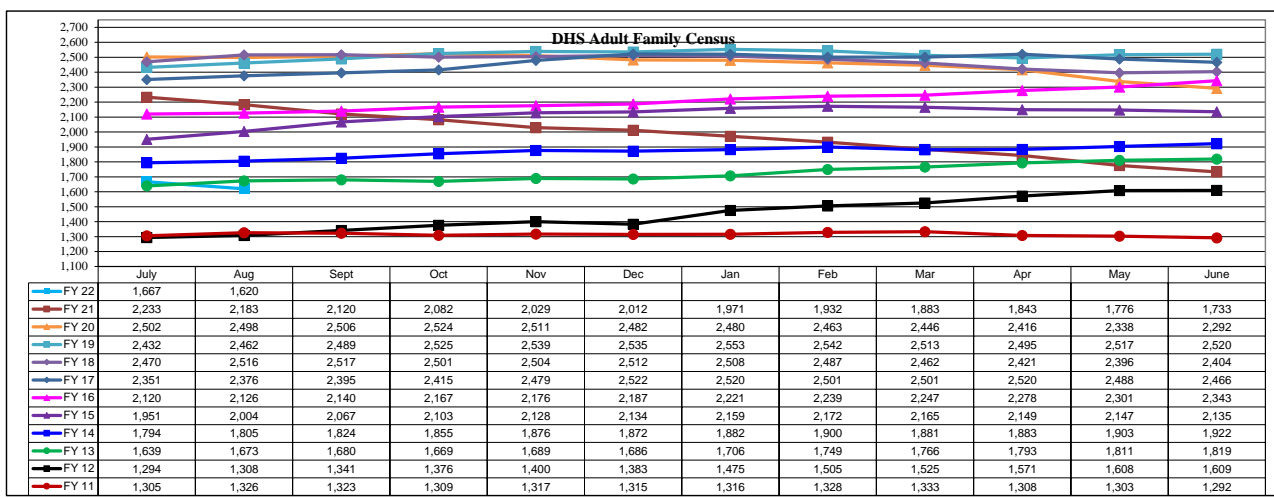
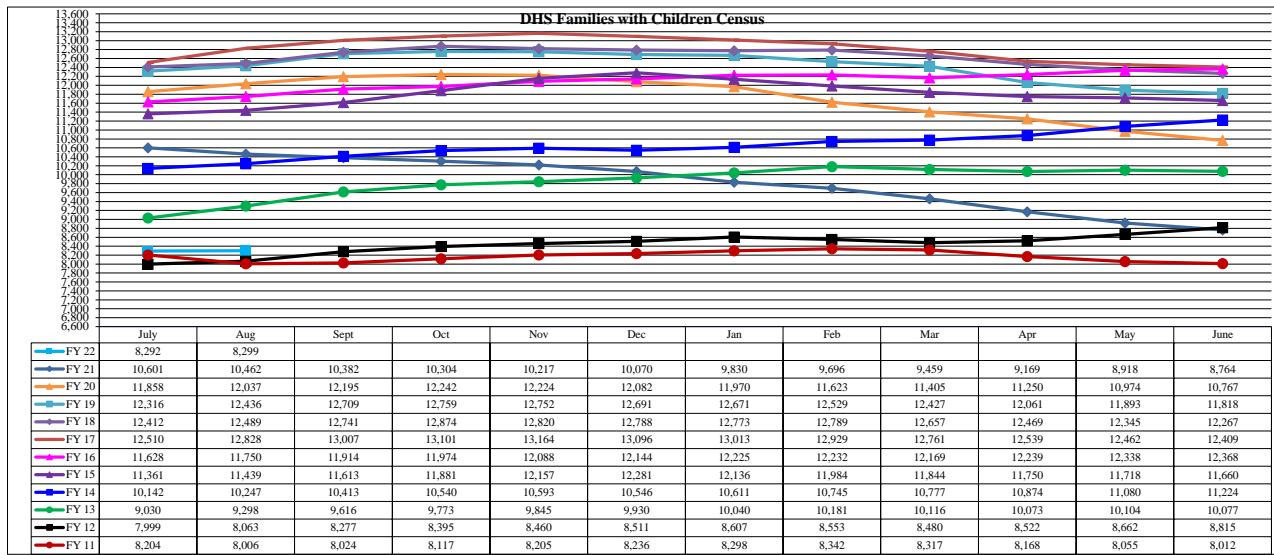
TOTAL SHELTER CENSUS	
Adults	30,342
Children	14,425
Total Individuals	44,767

SINGLE ADULTS	
Men	12,131
Women	4,003
Total Single Adults	16,134

FAMILIES WITH CHILDREN	
Families	8,293
Adults	10,870
Children	14,425
Individuals	25,295

ADULT FAMILIES CENSUS	
Families	1,591
Individuals (Adults)	3,338

x



*Due to data conversion the average monthly census for December 2011 and January 2012 for Families with Children and Adult Families is based upon data for a partial month.