

DAILY REPORT

8/20/2021

(Data from Thursday, August 19, 2021)

SINGLE ADULTS	
Drop-in Center Clients Served	443
Drop-in Center Overnight Census	147
Faith Bed Census	25
Outreach Contacts	203
Outreach Placements	12
Safe Haven Utilization	1062
Veterans In Short-term Housing	160
Criminal Justice Short-term Housing	106

(5 of 6 sites reporting)
(5 of 6 sites reporting)
(5 of 6 sites reporting)

FAMILY INTAKE	
Families Requesting Temporary Housing at PATH	133
Adult Families Requesting Temporary Housing at AFIC	16
Families Placed in Overnight Accommodations	0
Families w/children at PATH Overnight (pre 10PM)	0

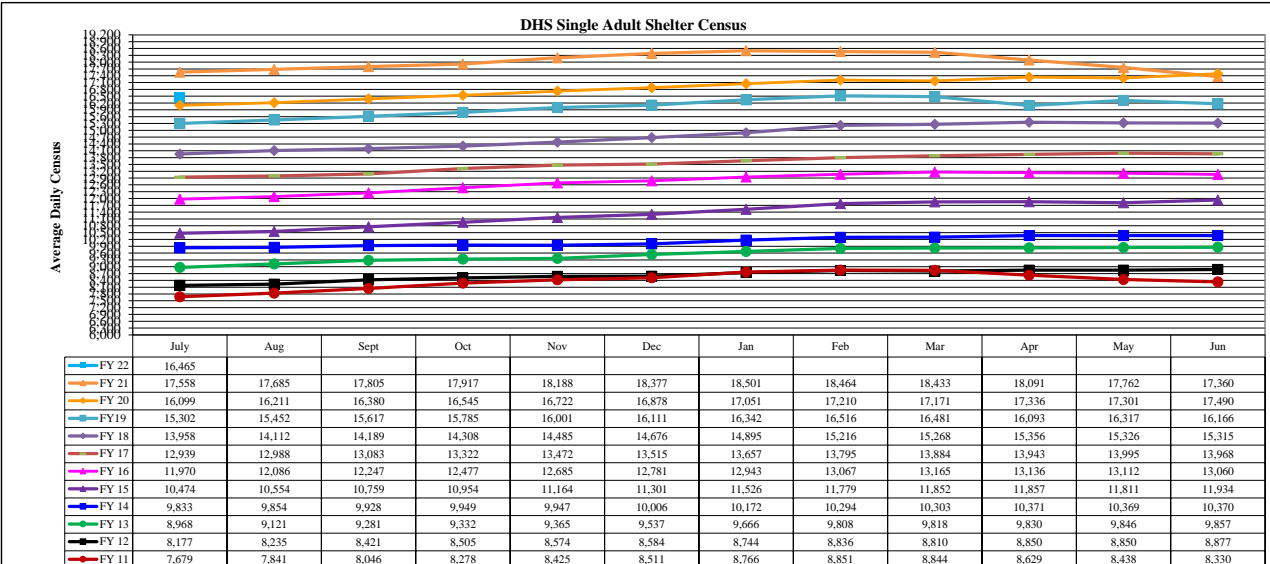
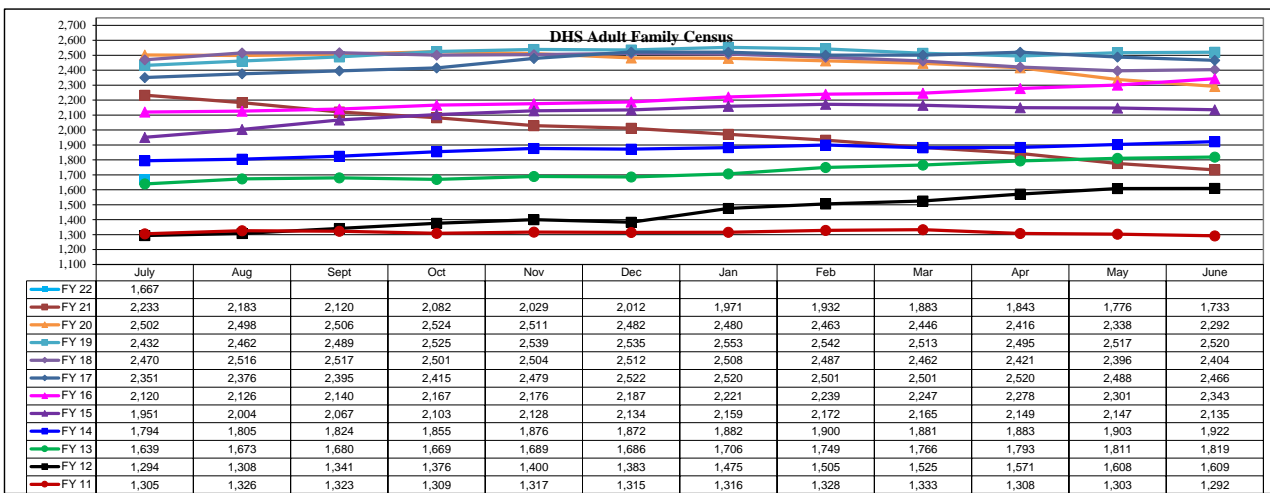
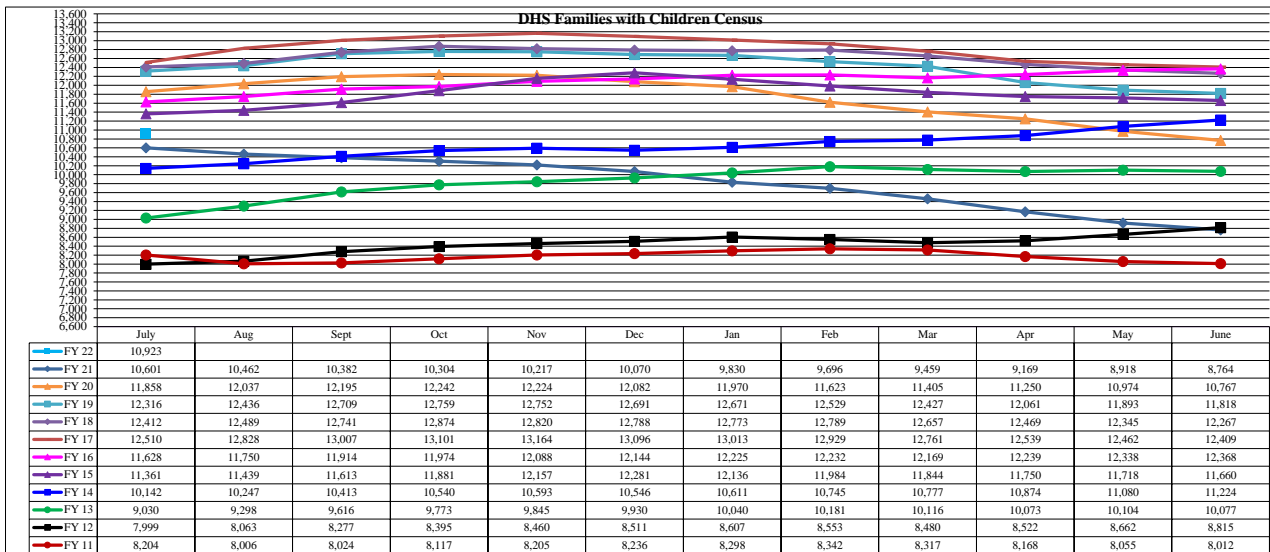
TOTAL SHELTER CENSUS	
Adults	30,577
Children	14,382
Total Individuals	44,959

SINGLE ADULTS	
Men	12,289
Women	4,030
Total Single Adults	16,319

FAMILIES WITH CHILDREN	
Families	8,268
Adults	10,879
Children	14,382
Individuals	25,261

ADULT FAMILIES CENSUS	
Families	1,608
Individuals (Adults)	3,379

x



*Due to data conversion the average monthly census for December 2011 and January 2012 for Families with Children and Adult Families is based upon data for a partial month.