

DAILY REPORT

5/7/2020

(Data from Wednesday, May 06, 2020)

SINGLE ADULTS	
Drop-in Center Clients Served	537
Drop-in Center Overnight Census	192
Faith Bed Census	49
Outreach Contacts	343
Outreach Placements	60
Safe Haven Utilization	1067
Veterans In Short-term Housing	240
Criminal Justice Short-term Housing	204

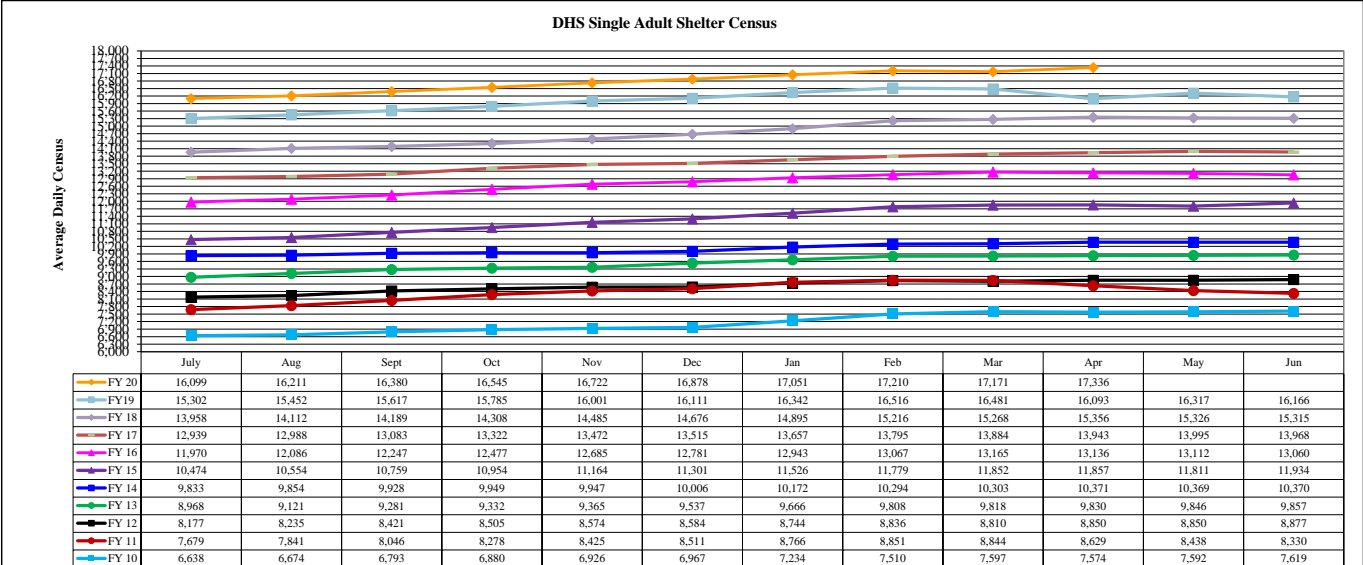
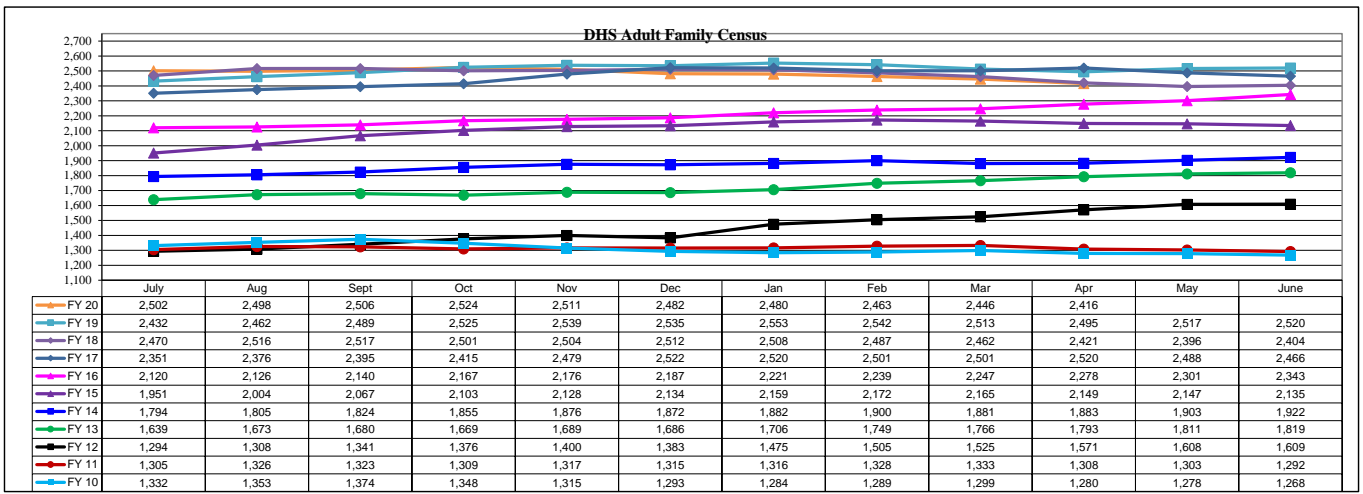
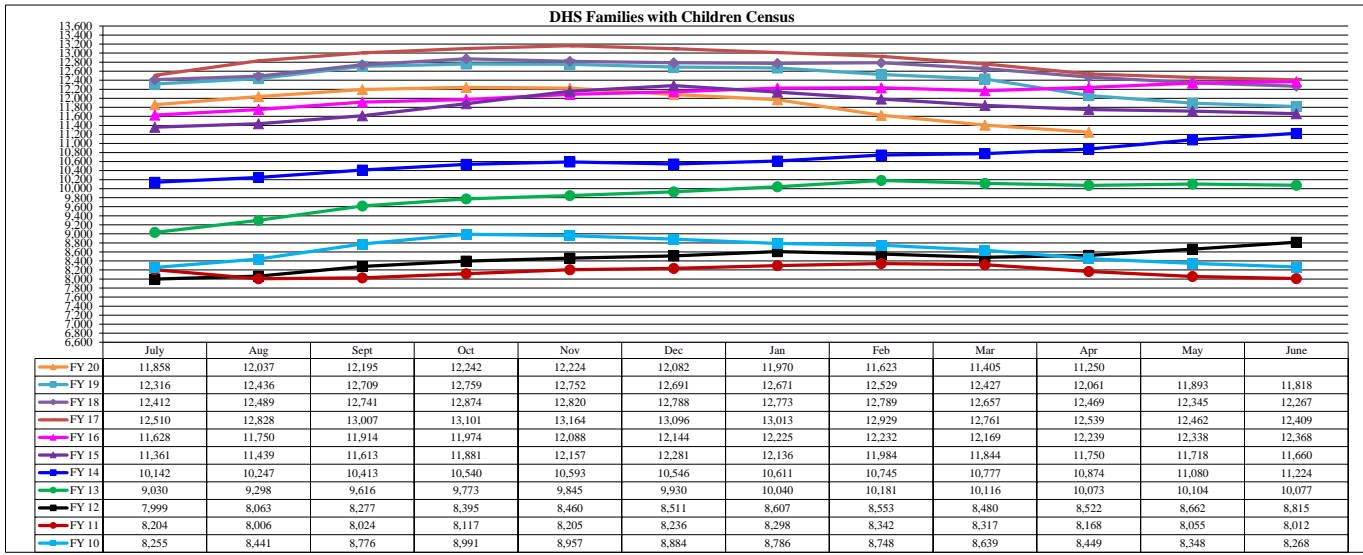
FAMILY INTAKE	
Families Requesting Temporary Housing at PATH	66
Adult Families Requesting Temporary Housing at AFIC	23
Families Placed in Overnight Accommodations	0
Families w/children at PATH Overnight (pre 10PM)	0

TOTAL SHELTER CENSUS	
Adults	37,006
Children	19,760
Total Individuals	56,766

SINGLE ADULT SHELTER CENSUS	
Men	12,748
Women	4,529
Total Single Adults	17,277

FAMILIES WITH CHILDREN CENSUS	
Families	11,040
Adults	14,788
Children	19,760
Individuals	34,548

ADULT FAMILIES CENSUS	
Families	2,341
Individuals (Adults)	4,941



*Due to data conversion the average monthly census for December 2011 and January 2012 for Families with Children and Adult Families is based upon data for a partial month.