

DAILY REPORT

2/2/2021

(Data from Monday, February 01, 2021)

Code Blue

| SINGLE ADULTS | |
|-------------------------------------|------|
| Drop-in Center Clients Served | 465 |
| Drop-in Center Overnight Census | 164 |
| Faith Bed Census | 42 |
| Outreach Contacts | 164 |
| Outreach Placements | 13 |
| Safe Haven Utilization | 1101 |
| Veterans In Short-term Housing | 214 |
| Criminal Justice Short-term Housing | 106 |

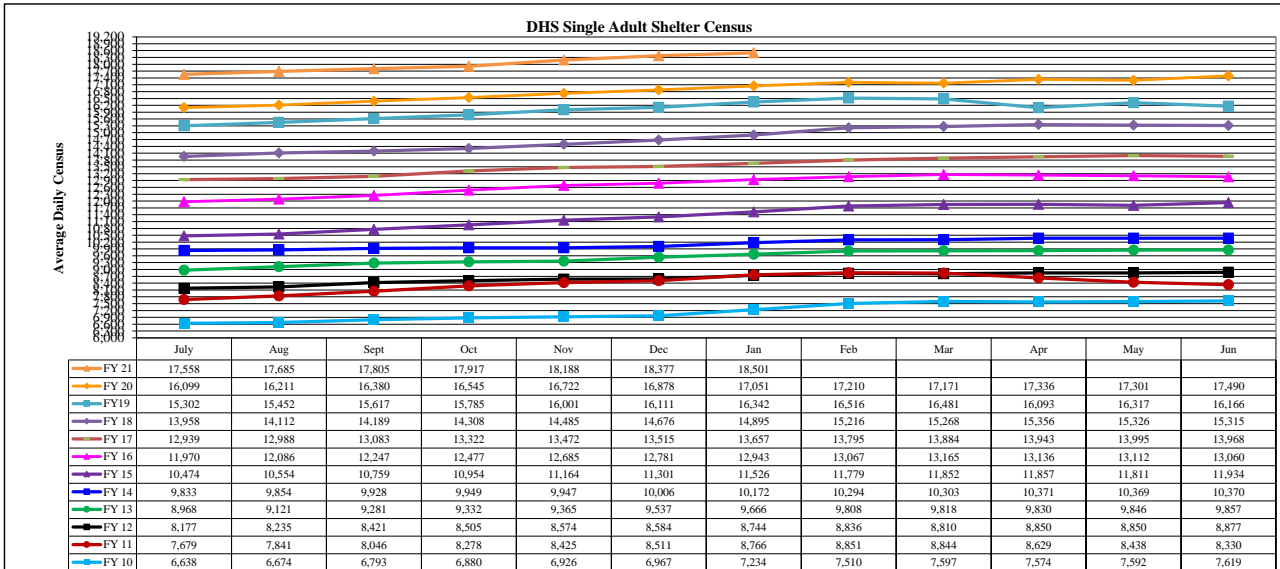
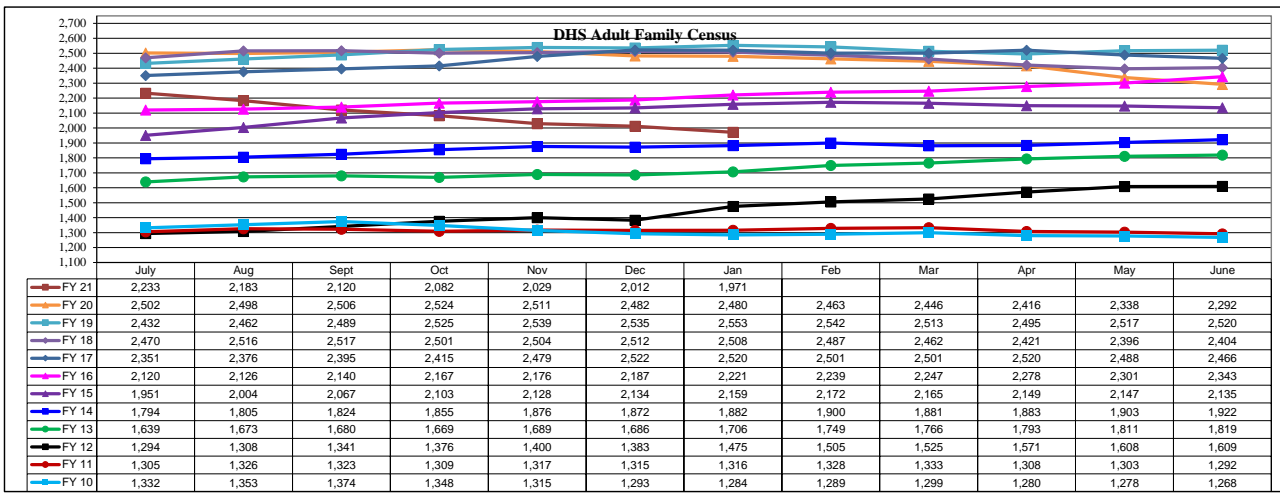
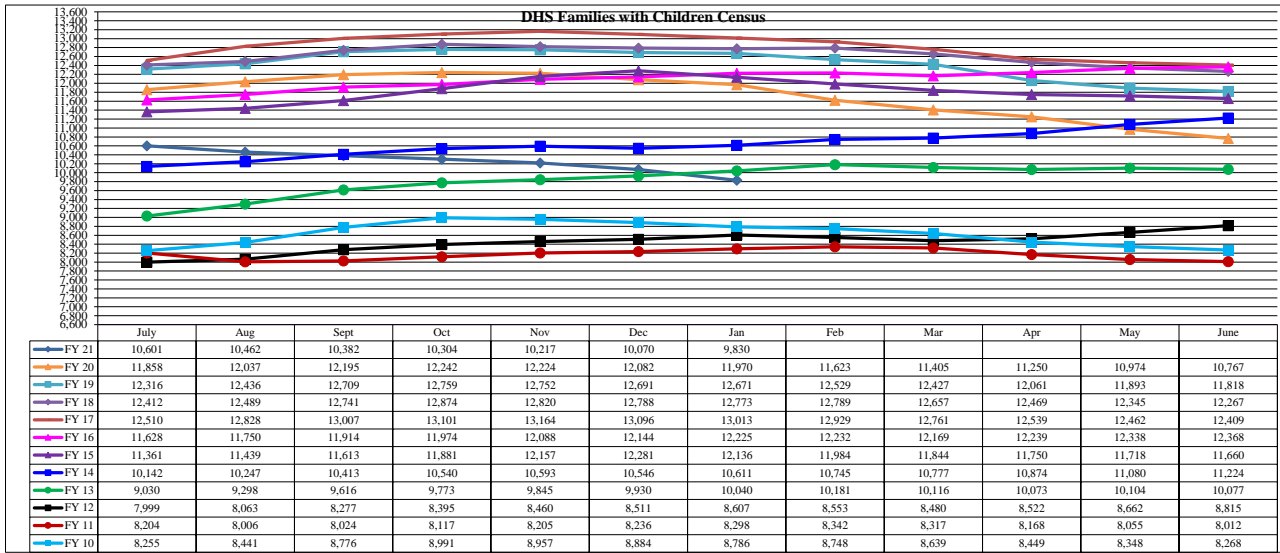
| FAMILY INTAKE | |
|---|-----|
| Families Requesting Temporary Housing at PATH | 108 |
| Adult Families Requesting Temporary Housing at AFIC | 8 |
| Families Placed in Overnight Accommodations | 0 |
| Families w/children at PATH Overnight (pre 10PM) | 0 |

| TOTAL SHELTER CENSUS | |
|--------------------------|---------------|
| Adults | 35,632 |
| Children | 17,093 |
| Total Individuals | 52,725 |

| SINGLE ADULTS | |
|----------------------------|---------------|
| Men | 14,026 |
| Women | 4,620 |
| Total Single Adults | 18,646 |

| FAMILIES WITH CHILDREN | |
|------------------------|---------------|
| Families | 9,774 |
| Adults | 12,875 |
| Children | 17,093 |
| Individuals | 29,968 |

| ADULT FAMILIES CENSUS | |
|-----------------------------|--------------|
| Families | 1,949 |
| Individuals (Adults) | 4,111 |



*Due to data conversion the average monthly census for December 2011 and January 2012 for Families with Children and Adult Families is based upon data for a partial month.