

DAILY REPORT

10/22/2020

(Data from Wednesday, October 21, 2020)

SINGLE ADULTS	
Drop-in Center Clients Served	447
Drop-in Center Overnight Census	151
Faith Bed Census	40
Outreach Contacts	161
Outreach Placements	6
Safe Haven Utilization	1108
Veterans In Short-term Housing	235
Criminal Justice Short-term Housing	123

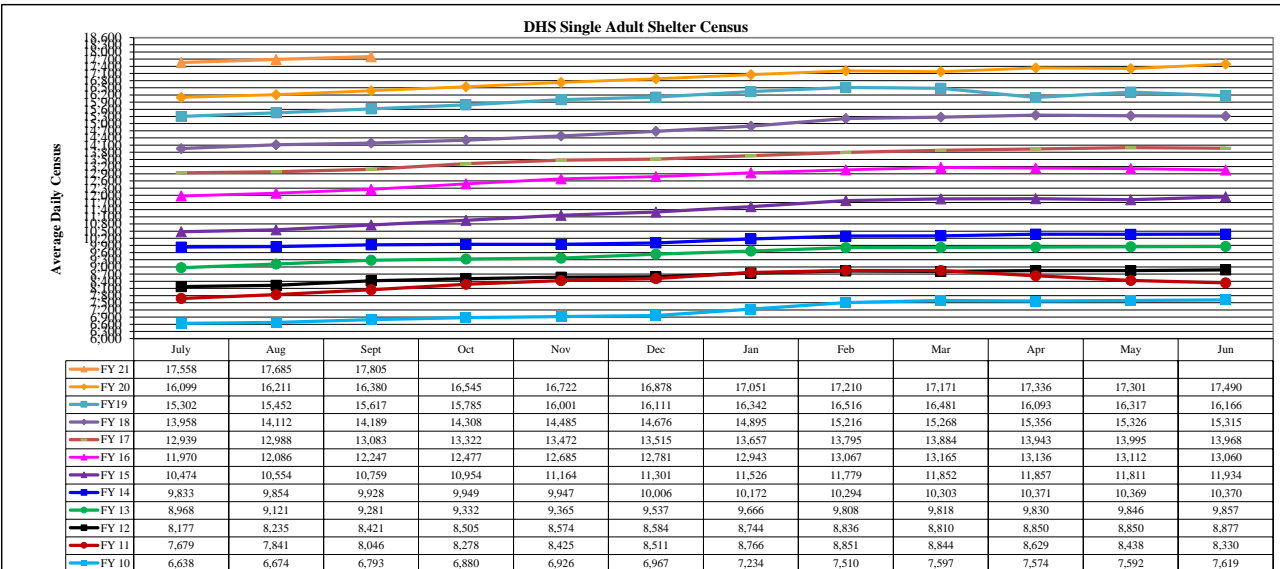
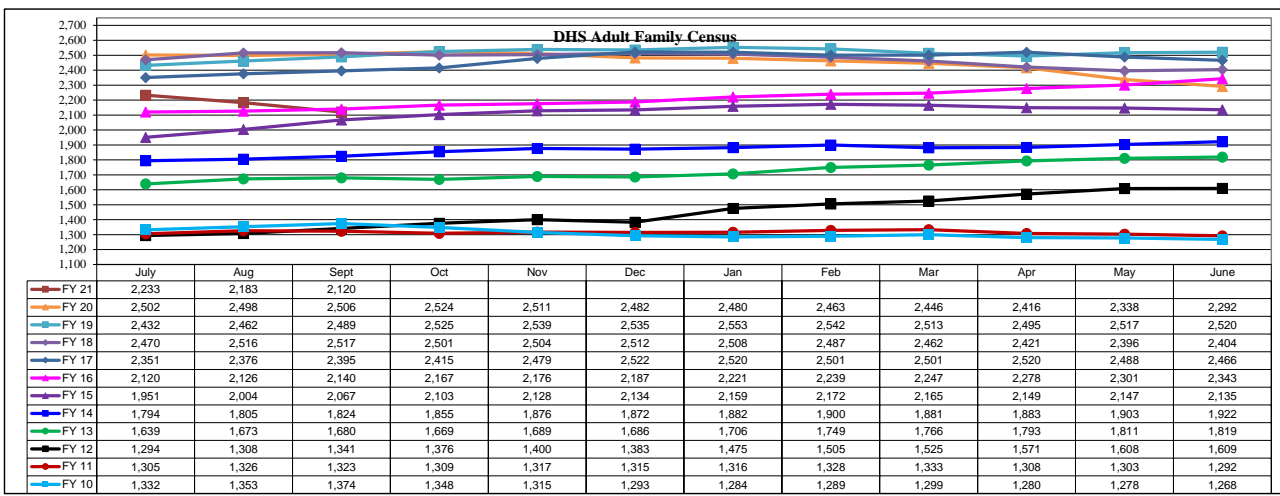
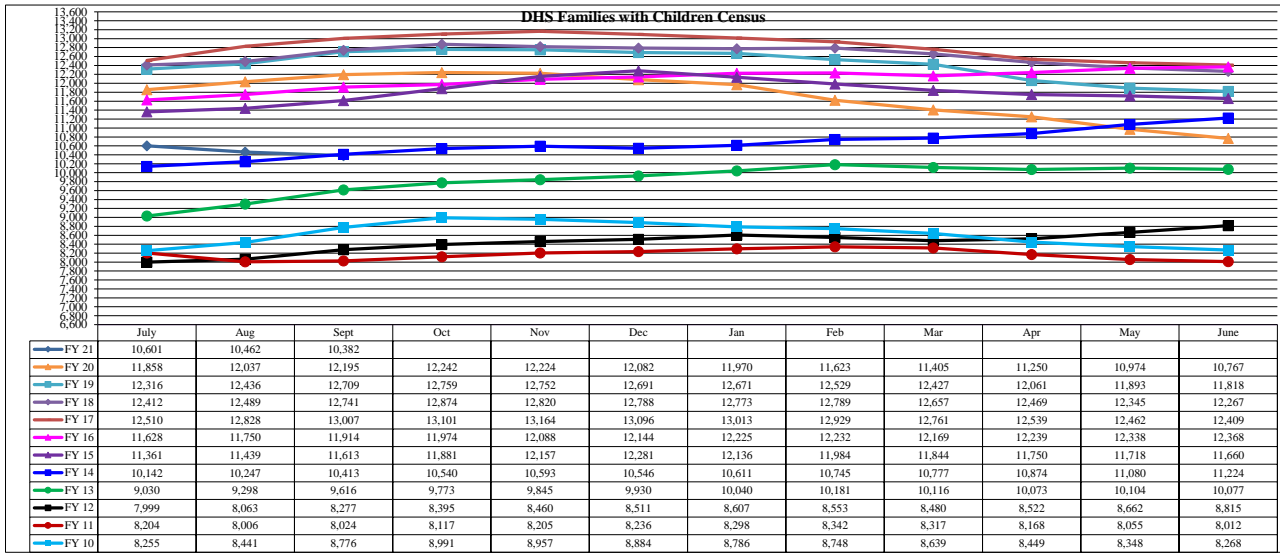
FAMILY INTAKE	
Families Requesting Temporary Housing at PATH	140
Adult Families Requesting Temporary Housing at AFIC	27
Families Placed in Overnight Accommodations	0
Families w/children at PATH Overnight (pre 10PM)	0

TOTAL SHELTER CENSUS	
Adults	35,867
Children	18,218
Total Individuals	54,085

SINGLE ADULTS	
Men	13,423
Women	4,508
Total Single Adults	17,931

FAMILIES WITH CHILDREN CENSUS	
Families	10,280
Adults	13,578
Children	18,218
Individuals	31,796

ADULT FAMILIES CENSUS	
Families	2,062
Individuals (Adults)	4,358



*Due to data conversion the average monthly census for December 2011 and January 2012 for Families with Children and Adult Families is based upon data for a partial month.