

**DAILY REPORT**

12/30/2022

(Data from Thursday, December 29, 2022)

**Code Blue**

| SINGLE ADULTS   |      |
|---|------|
| Drop-in Center Clients Served   | 548  |
| Drop-in Center Overnight Census   | 202  |
| Faith Bed Census  | 11   |
| Outreach Contacts   | 343  |
| Outreach Placements   | 19   |
| Safe Haven Utilization  | 1510 |
| Veterans In Short-term Housing  | 218  |
| Criminal Justice Short-term Housing (Note: This count is also included in the <b>TOTAL SHELTER CENSUS</b> ) | 150  |

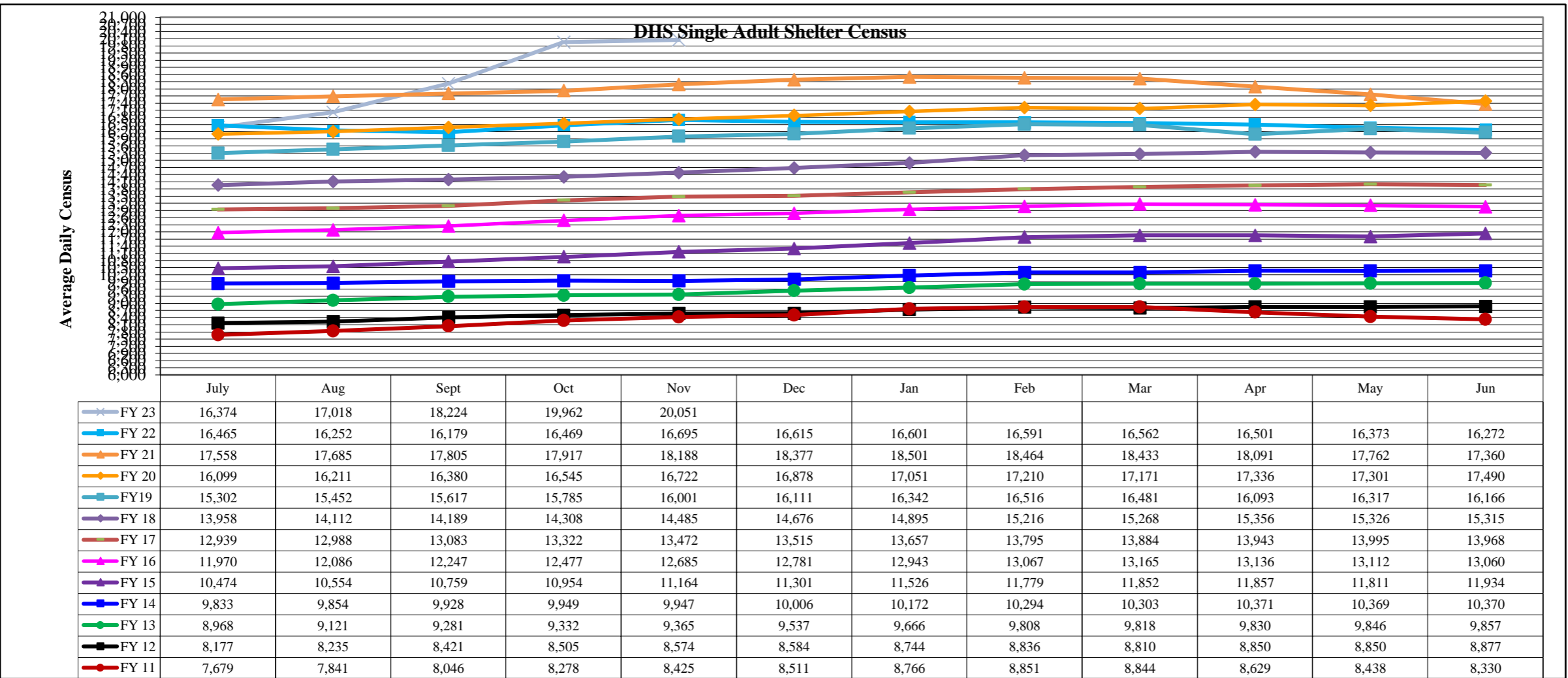
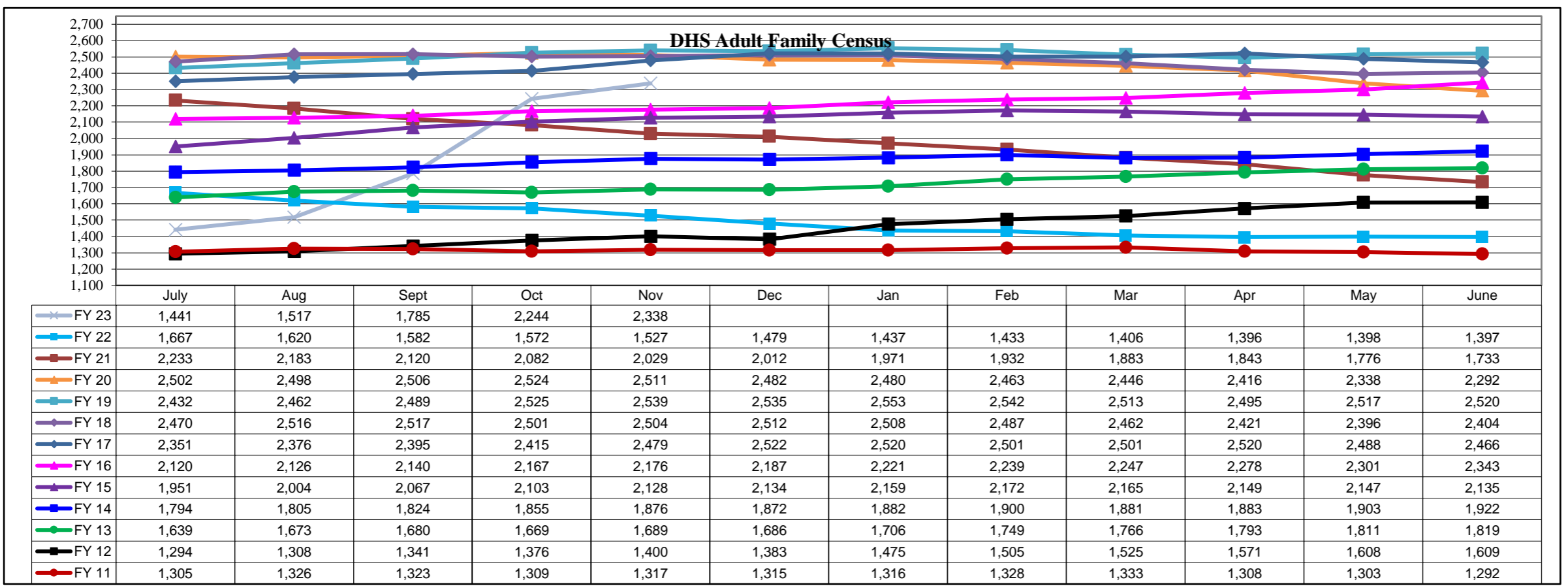
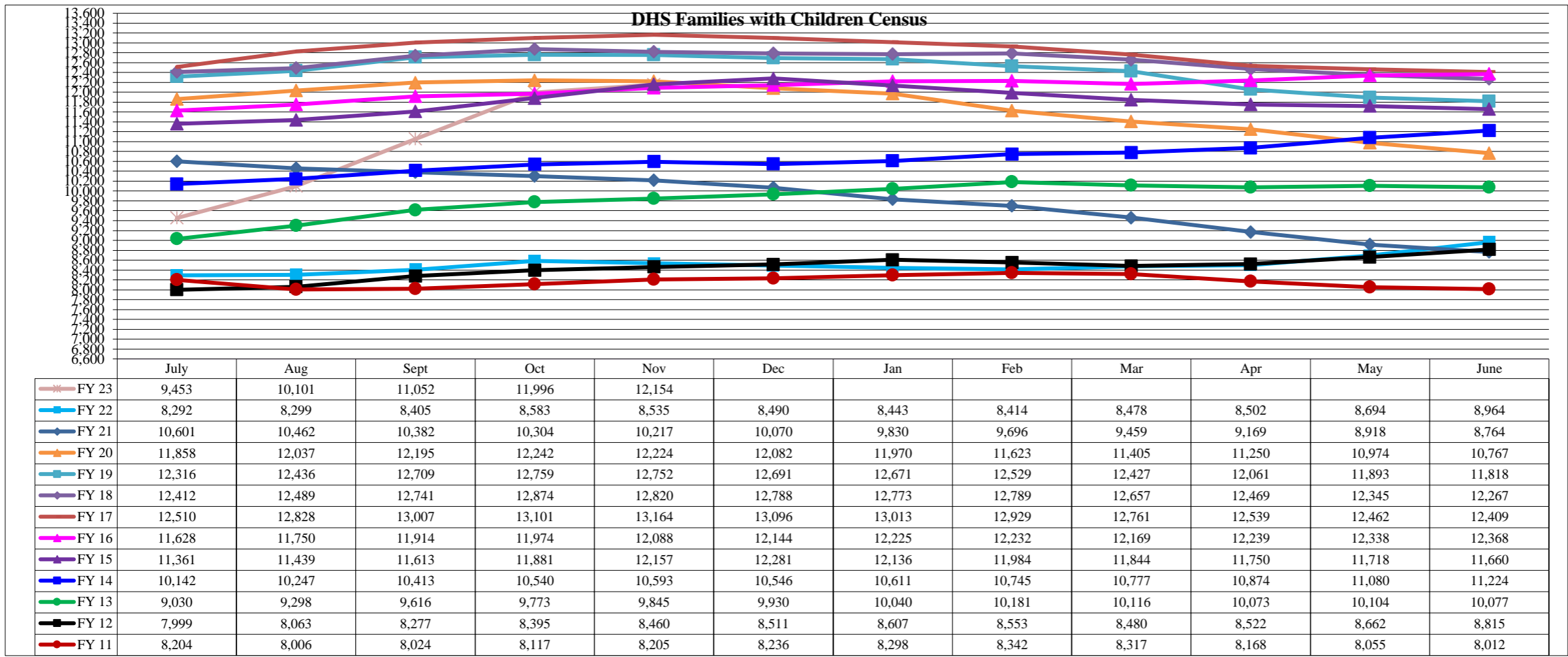
| FAMILY INTAKE                                       |     |
|---|-----|
| Families with Children Requesting Temporary Housing | 164 |
| Adult Families Requesting Temporary Housing         | 36  |
| Families Placed in Overnight Accommodations         | 0   |
| Families w/children at PATH Overnight (pre 10PM)    | 0   |

| TOTAL SHELTER CENSUS     |               |
|--------------------------|---------------|
| Adults                   | 44,564        |
| Children                 | 21,640        |
| <b>Total Individuals</b> | <b>66,204</b> |

| SINGLE ADULTS              |               |
|----------------------------|---------------|
| Men                        | 15,747        |
| Women                      | 4,369         |
| <b>Total Single Adults</b> | <b>20,116</b> |

| FAMILIES WITH CHILDREN |               |
|------------------------|---------------|
| <b>Families</b>        | 12,584        |
| Adults                 | 19,045        |
| Children               | 21,640        |
| <b>Individuals</b>     | <b>40,685</b> |

| ADULT FAMILIES CENSUS       |              |
|-----------------------------|--------------|
| <b>Families</b>             | 2,544        |
| <b>Individuals (Adults)</b> | <b>5,403</b> |



\*Due to data conversion the average monthly census for December 2011 and January 2012 for Families with Children and Adult Families is based upon data for a partial month.