

**DAILY REPORT**

8/31/2021

(Data from Monday, August 30, 2021)

SINGLE ADULTS	
Drop-in Center Clients Served	383
Drop-in Center Overnight Census	147
Faith Bed Census	25
Outreach Contacts	195
Outreach Placements	5
Safe Haven Utilization	1076
Veterans In Short-term Housing	154
Criminal Justice Short-term Housing	103

FAMILY INTAKE	
Families Requesting Temporary Housing at PATH	144
Adult Families Requesting Temporary Housing at AFIC	5
Families Placed in Overnight Accommodations	0
Families w/children at PATH Overnight (pre 10PM)	0

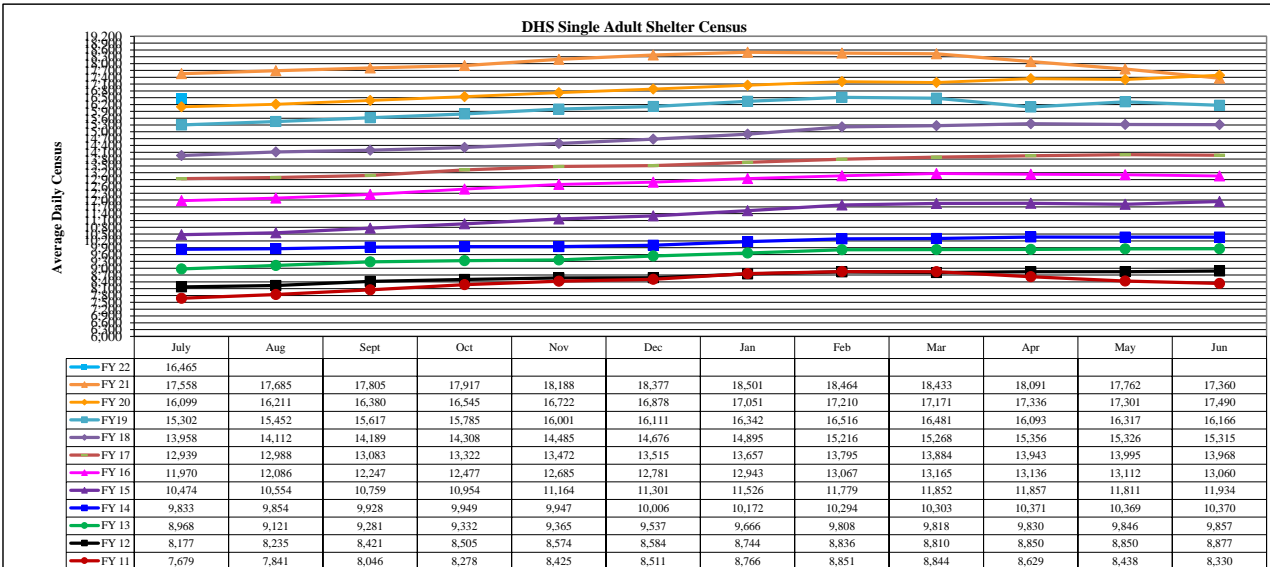
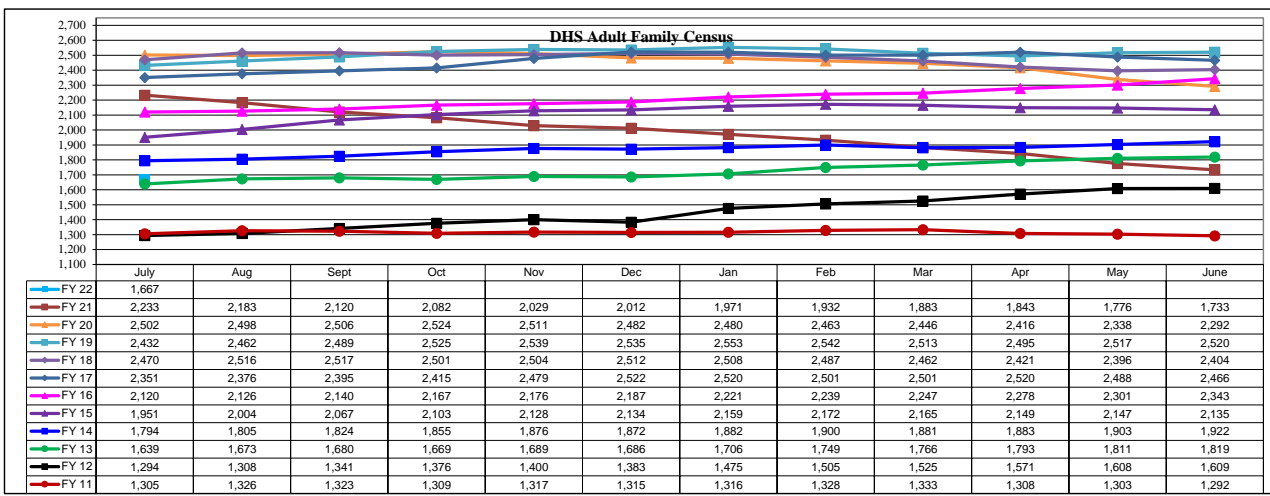
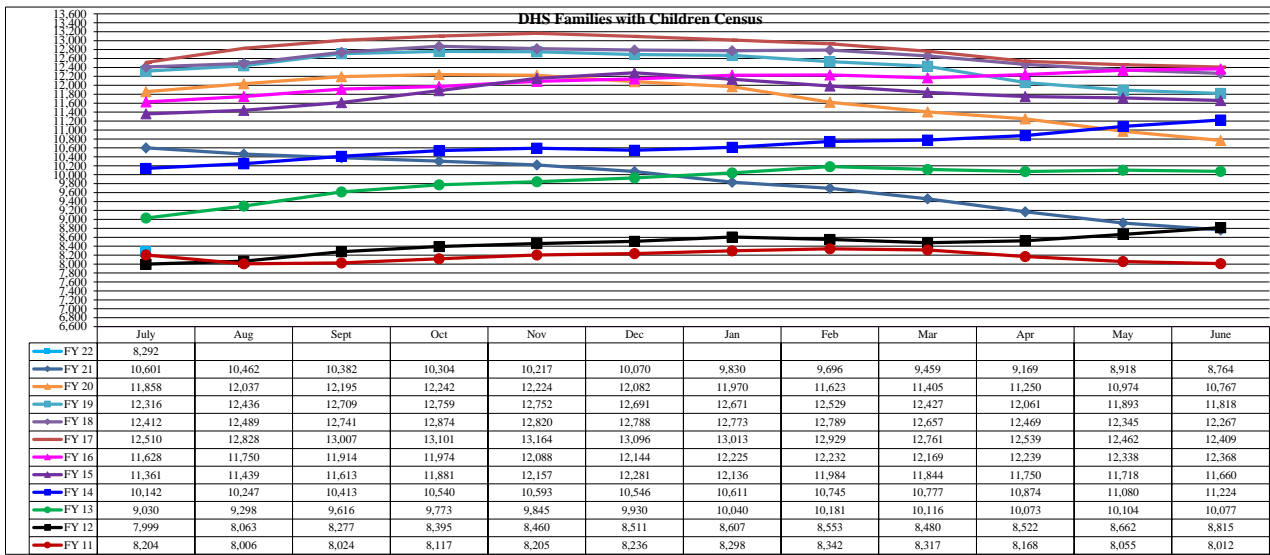
TOTAL SHELTER CENSUS	
Adults	30,439
Children	14,446
<b>Total Individuals</b>	<b>44,885</b>

SINGLE ADULTS	
Men	12,176
Women	4,007
<b>Total Single Adults</b>	<b>16,183</b>

FAMILIES WITH CHILDREN	
<b>Families</b>	8,302
Adults	10,898
Children	14,446
<b>Individuals</b>	<b>25,344</b>

ADULT FAMILIES CENSUS	
<b>Families</b>	1,601
<b>Individuals (Adults)</b>	<b>3,358</b>

x



\*Due to data conversion the average monthly census for December 2011 and January 2012 for Families with Children and Adult Families is based upon data for a partial month.