

DAILY REPORT

1/11/2021

(Data from Sunday, January 10, 2021)

Code Blue

SINGLE ADULTS	
Drop-in Center Clients Served	514
Drop-in Center Overnight Census	202
Faith Bed Census	42
Outreach Contacts	243
Outreach Placements	15
Safe Haven Utilization	1127
Veterans In Short-term Housing	209
Criminal Justice Short-term Housing	111

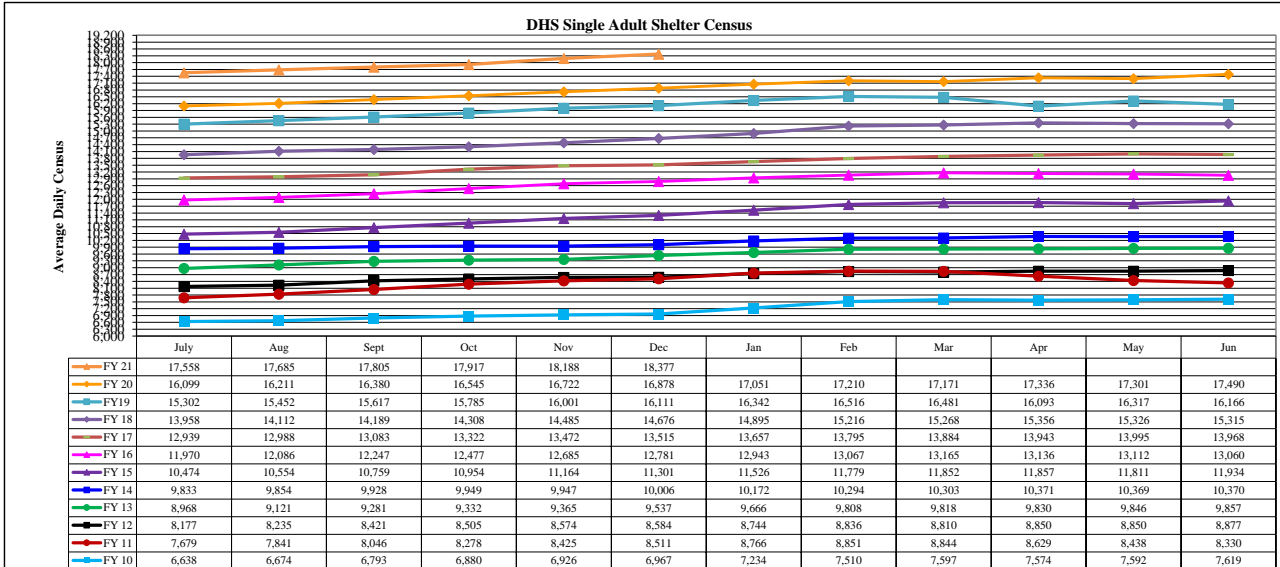
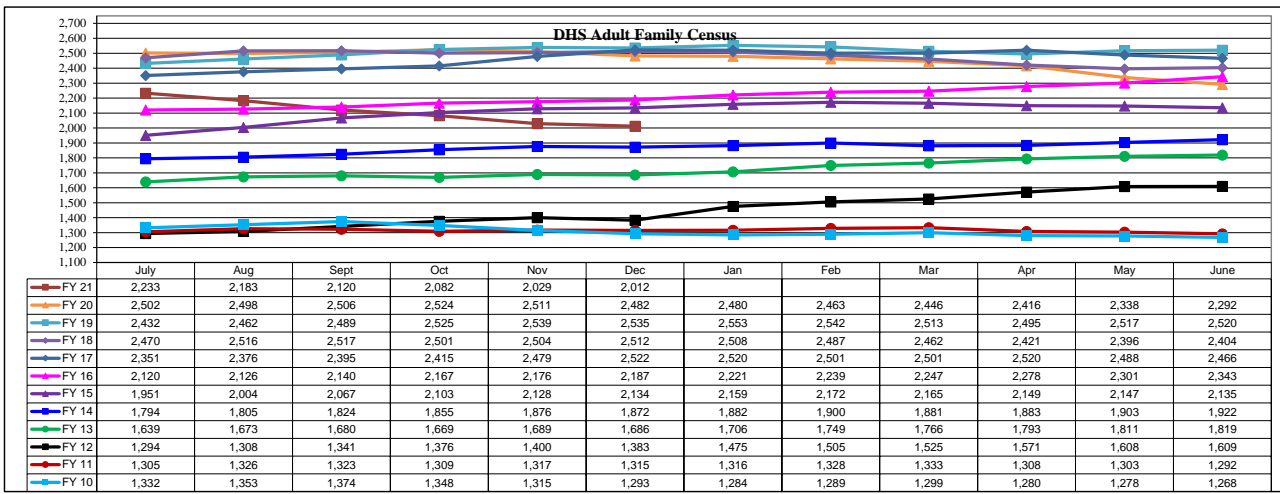
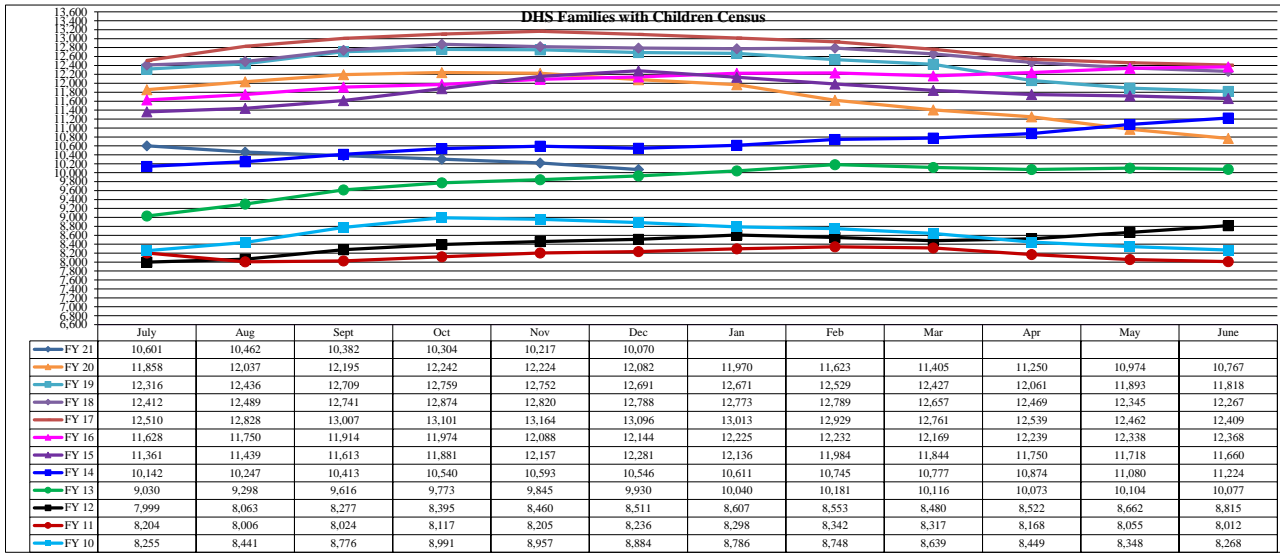
FAMILY INTAKE	
Families Requesting Temporary Housing at PATH	53
Adult Families Requesting Temporary Housing at AFIC	3
Families Placed in Overnight Accommodations	0
Families w/children at PATH Overnight (pre 10PM)	0

TOTAL SHELTER CENSUS	
Adults	35,668
Children	17,287
Total Individuals	52,955

SINGLE ADULTS	
Men	13,930
Women	4,548
Total Single Adults	18,478

FAMILIES WITH CHILDREN	
Families	9,859
Adults	12,987
Children	17,287
Individuals	30,274

ADULT FAMILIES CENSUS	
Families	1,990
Individuals (Adults)	4,203



*Due to data conversion the average monthly census for December 2011 and January 2012 for Families with Children and Adult Families is based upon data for a partial month.