

**DAILY REPORT**

6/7/2023

(Data from Tuesday, June 06, 2023)

SINGLE ADULTS	
Drop-in Center Clients Served	388
Drop-in Center Overnight Census	121
Faith Bed Census	32
Outreach Contacts	412
Outreach Placements	48
Safe Haven Utilization	1543
Veterans In Short-term Housing	195
Criminal Justice Short-term Housing (Note: This count is also included in the <b>TOTAL SHELTER CENSUS</b> )	60

5 of 7 sites reporting  
 5 of 7 sites reporting  
 5 of 7 sites reporting

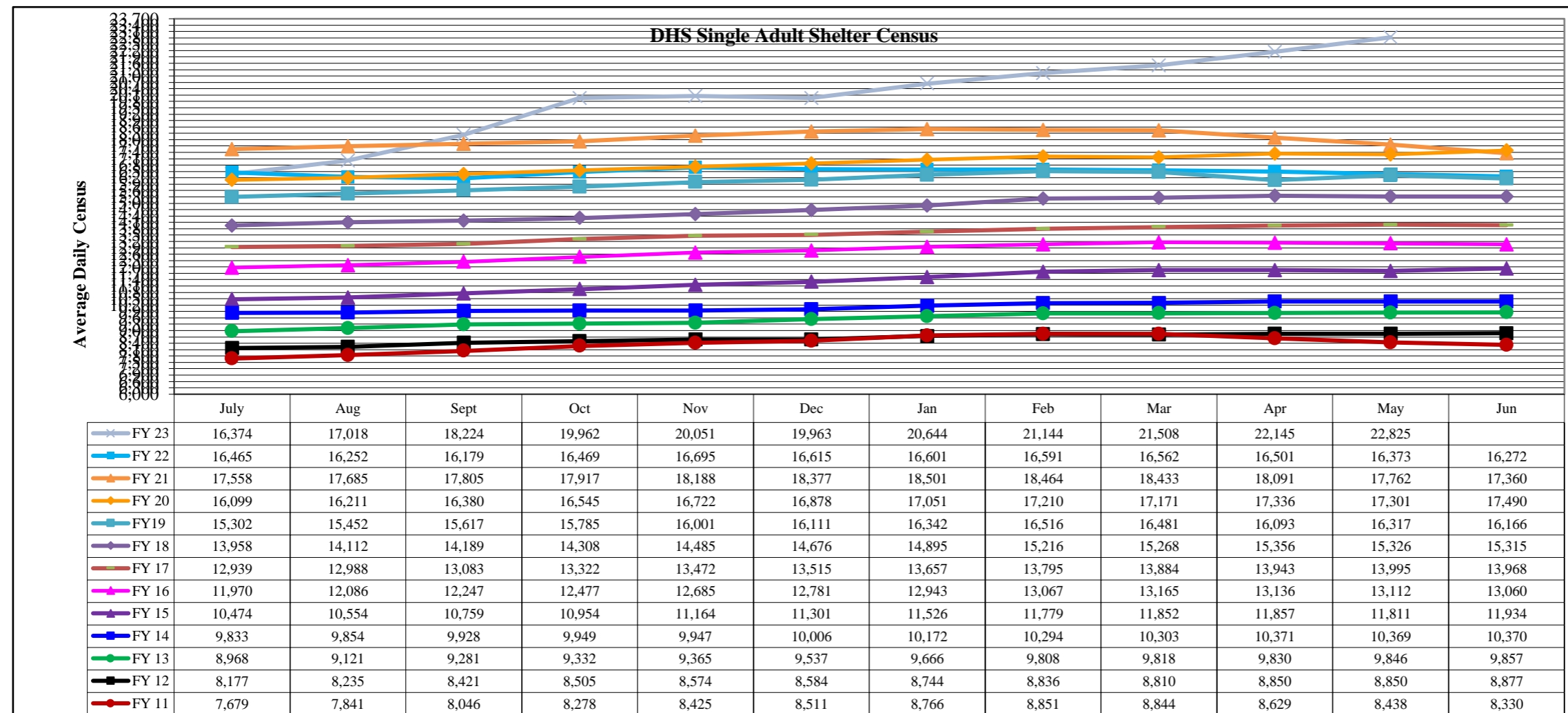
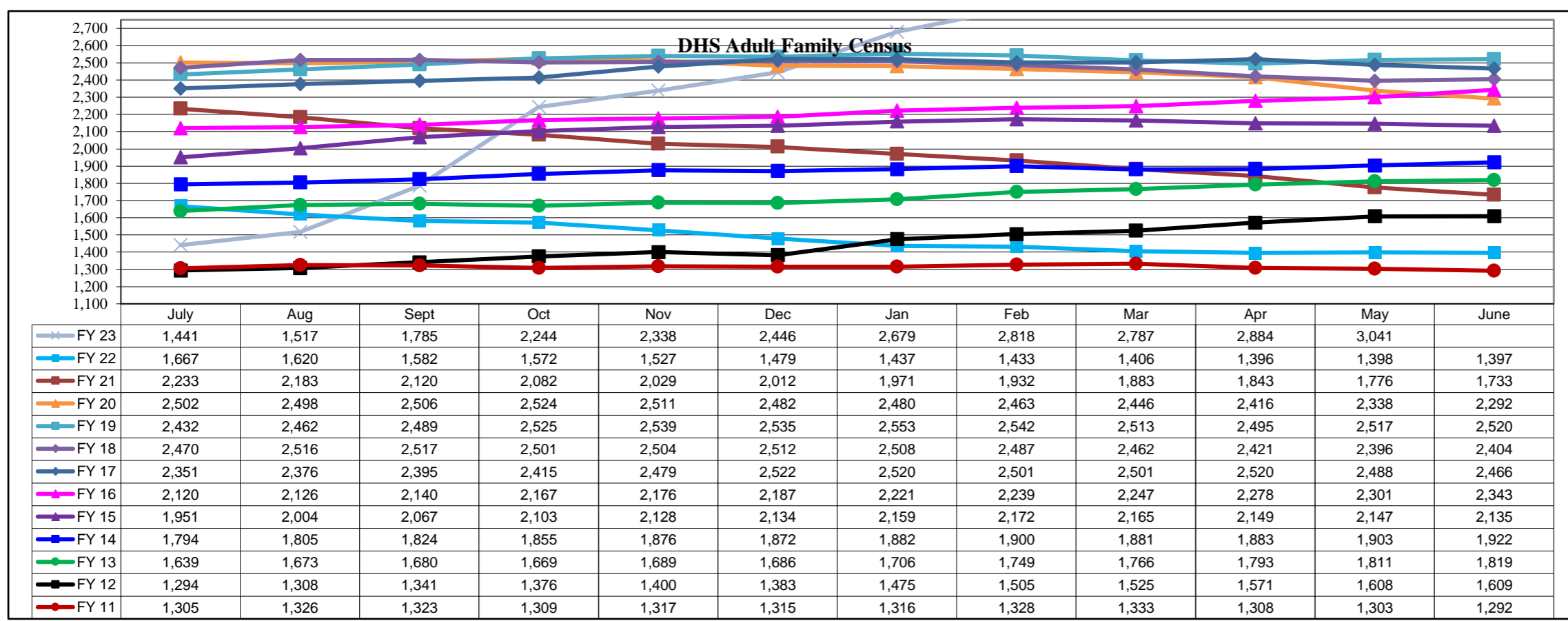
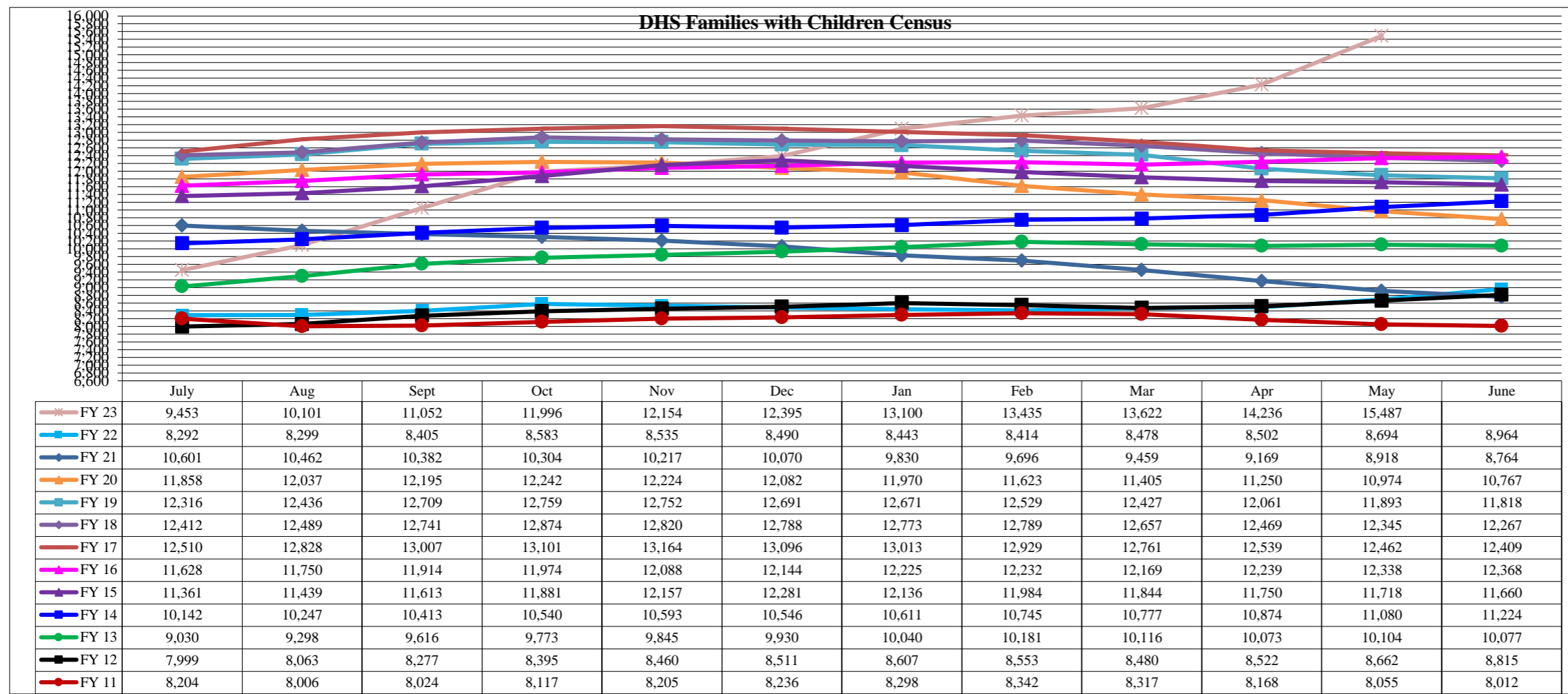
FAMILY INTAKE	
Families with Children Requesting Temporary Housing	154
Adult Families Requesting Temporary Housing	33
Families Placed in Overnight Accommodations	0
Families w/children at PATH Overnight (pre 10PM)	0

TOTAL SHELTER CENSUS	
Adults	53,690
Children	26,915
<b>Total Individuals</b>	<b>80,605</b>

SINGLE ADULTS	
Men	17,613
Women	4,663
<b>Total Single Adults</b>	<b>22,276</b>

FAMILIES WITH CHILDREN	
<b>Families</b>	15,846
Adults	24,968
Children	26,915
<b>Individuals</b>	<b>51,883</b>

ADULT FAMILIES CENSUS	
<b>Families</b>	3,044
<b>Individuals (Adults)</b>	<b>6,446</b>



\*Due to data conversion the average monthly census for December 2011 and January 2012 for Families with Children and Adult Families is based upon data for a partial month.