



BILL DE BLASIO  
MAYOR

CIVILIAN COMPLAINT REVIEW BOARD  
100 CHURCH STREET 10th FLOOR  
NEW YORK, NEW YORK 10007 ♦ TELEPHONE (212) 912-7235  
[www.nyc.gov/ccrb](http://www.nyc.gov/ccrb)



FREDERICK DAVIE  
CHAIR

**Executive Director's Monthly Report**  
**February 2020**  
**(Statistics for January 2020)**

## Contents

Executive Summary	2
Glossary	3
Complaints Received	4
CCRB Cases Received By Borough and Precinct	5
Allegations Received	7
CCRB Docket	10
Body Worn Camera Footage Requests	12
Closed Cases	13
Resolving Cases	13
Dispositions / Case Abstracts	14
Dispositions - Full Investigations	16
Dispositions - All CCRB Cases	17
Dispositions - Allegations	18
Substantiation Rates	20
Substantiation Rates and Video	21
Board Discipline Recommendations for Substantiated Complaints	22
Board Discipline Recommendations for Substantiated Allegations	24
Truncations	27
Complaints by PSA	28
Mediation Unit	30
Administrative Prosecution Unit	32
NYPD Discipline	33
Appendix	38

# Executive Summary

The Civilian Complaint Review Board (“CCRB”) is an independent municipal Agency that investigates complaints of NYPD misconduct. Every month, the CCRB prepares an Executive Director report for its public meeting. Data for January 2020 included the following highlights:

- 1) Of the cases in the CCRB active investigations docket, 60% have been open for 4 months or fewer, and 83% have been open for 7 months or fewer (page 10). In January, the CCRB opened 329 new cases (page 4), and currently has a total open docket of 2,212 cases (page 11).
- 2) The CCRB substantiated allegations in 25% of its fully investigated cases (page 16).
- 3) The CCRB fully investigated 27% of the cases it closed in January (page 13) and resolved (fully investigated, mediated or attempted mediation) 32% of the cases it closed (page 17). The Agency's truncation rate was 67% (page 13). This is primarily driven by uncooperative complainants/alleged victims, or witnesses.
- 4) For January, investigations using video evidence resulted in substantiated allegations in 33% of cases - compared to 7% of cases in which video was not available (page 20-21).
- 5) The Monthly Report includes a breakdown of complaints and substantiations by NYPD precinct and borough of occurrence (pages 5-6, 25-26).
- 6) In January the Police Commissioner finalized 2 decision(s) against police officers in Administrative Prosecution Unit (APU) cases (page 32). The CCRB's APU prosecutes the most serious allegations of misconduct. The APU conducted 4 trials against members of the NYPD year-to-date; 4 trials were conducted against respondent officers in January.

Finally, the Monthly Report contains a Table of Contents, Glossary, and Appendix, all meant to assist readers in navigating this report. The CCRB is committed to producing monthly reports that are valuable to the public, and welcomes feedback on how to make its data more accessible.

# Glossary

In this glossary we have included a list of terms that regularly appear in our reports.

**Allegation:** An allegation is a specific act of misconduct. The same “complaint” can have multiple allegations – excessive force and discourteous language, for example. Each allegation is reviewed separately during an investigation.

**APU:** The Administrative Prosecution Unit is the division of the CCRB that has prosecuted “charges” cases since April 2013, after the signing of a 2012 Memorandum of Understanding between the CCRB and NYPD.

**Board Panel:** The “Board” of the CCRB has 13 members. Of the 13 members, five are chosen by the Mayor, five are chosen by the City Council, and three are chosen by the Police Commissioner. Following a completed investigation by the CCRB staff, three Board members, sitting as a Board Panel, will make a finding on whether misconduct occurred and will make a recommendation on what level of penalty should follow.

**Case/Complaint:** For the purposes of CCRB data, a “case” or “complaint” is defined as any incident within the Agency’s jurisdiction, brought to resolution by the CCRB. Cases/Complaints thus include truncations, fully investigated or ongoing cases, mediations, and completed investigations pending Board Panel review.

**Disposition:** The Board’s finding as to the outcome of a case (i.e. if misconduct occurred).

**FADO:** Under the City Charter, the CCRB has jurisdiction to investigate the following categories of police misconduct: Force, Abuse of Authority, Discourtesy, and Offensive Language, collectively known as “FADO”.

**Intake:** CCRB’s intake team initially handles complaints from the public. Intake takes complaints that come via live phone calls, voicemails, an online complaint form, or in-person.

**Investigation:** CCRB investigators gather evidence and interview witnesses to prepare reports on misconduct allegations. An investigation ends when a closing report is prepared detailing the evidence and legal analysis, and the case is given to the Board for disposition.

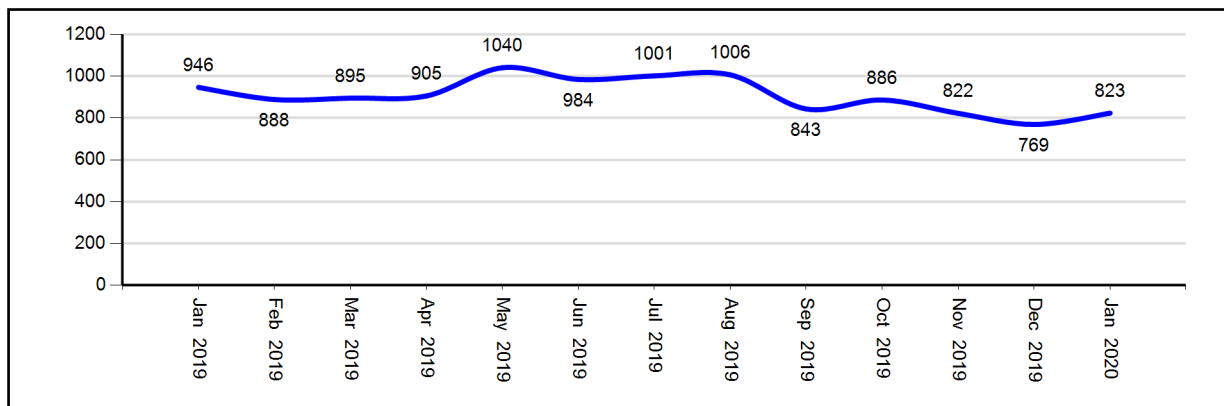
**Mediation:** A complainant may mediate his or her case with the subject officer, in lieu of an investigation, with the CCRB providing a neutral, third-party mediator.

**Truncation:** When a complaint is withdrawn or there is no complainant/alleged victim available for an interview, the investigation is “truncated.”

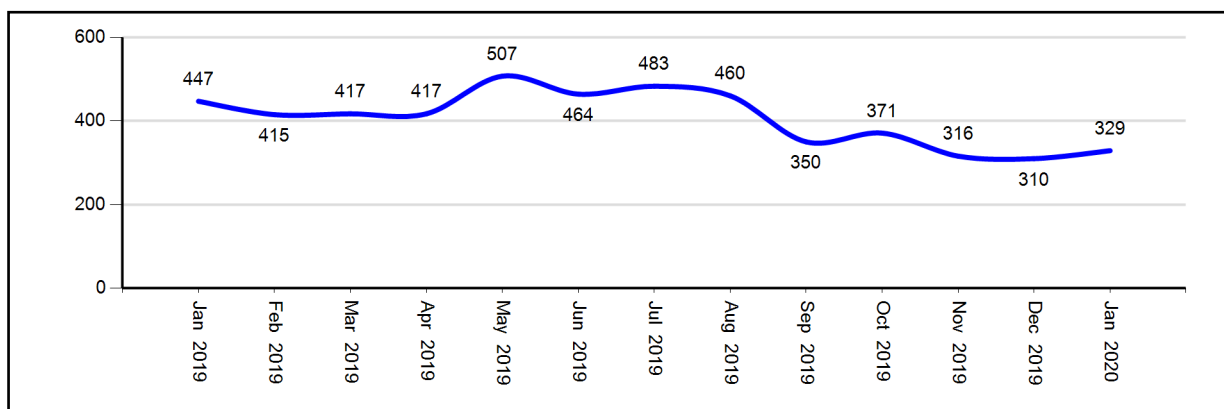
# Complaints Received

The CCRB’s Intake team processes misconduct complaints from the public and referrals from the NYPD. Under the New York City Charter, the CCRB’s jurisdiction is limited to allegations of misconduct related to Force, Abuse of Authority, Discourtesy and Offensive Language. All other complaints are referred to the appropriate agency. Figure 1 refers to all complaints that the CCRB receives and Figures 2 and 3 refer to new cases that remain with the Agency. In January 2020, the CCRB initiated 329 new complaints.

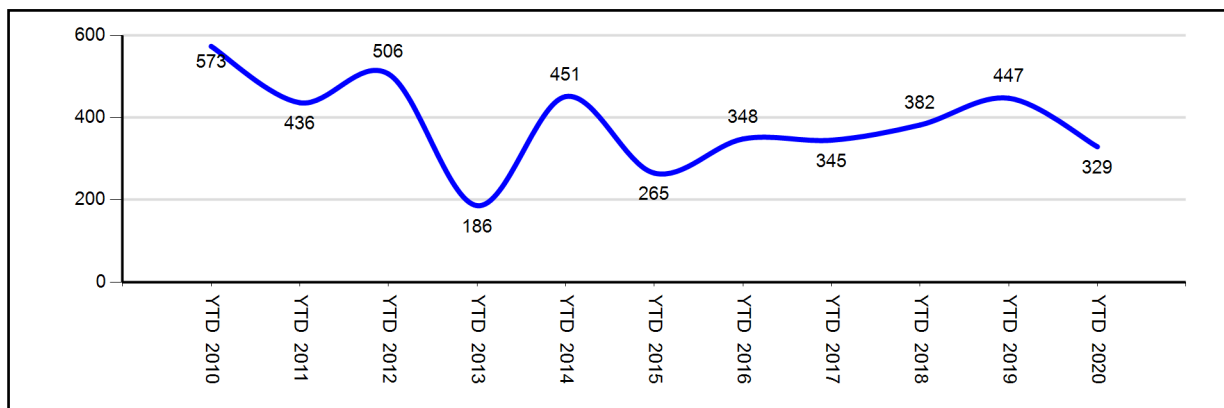
**Figure 1: Total Intake by Month (January 2019 - January 2020)**



**Figure 2: New CCRB Complaints by Month (January 2019 - January 2020)**



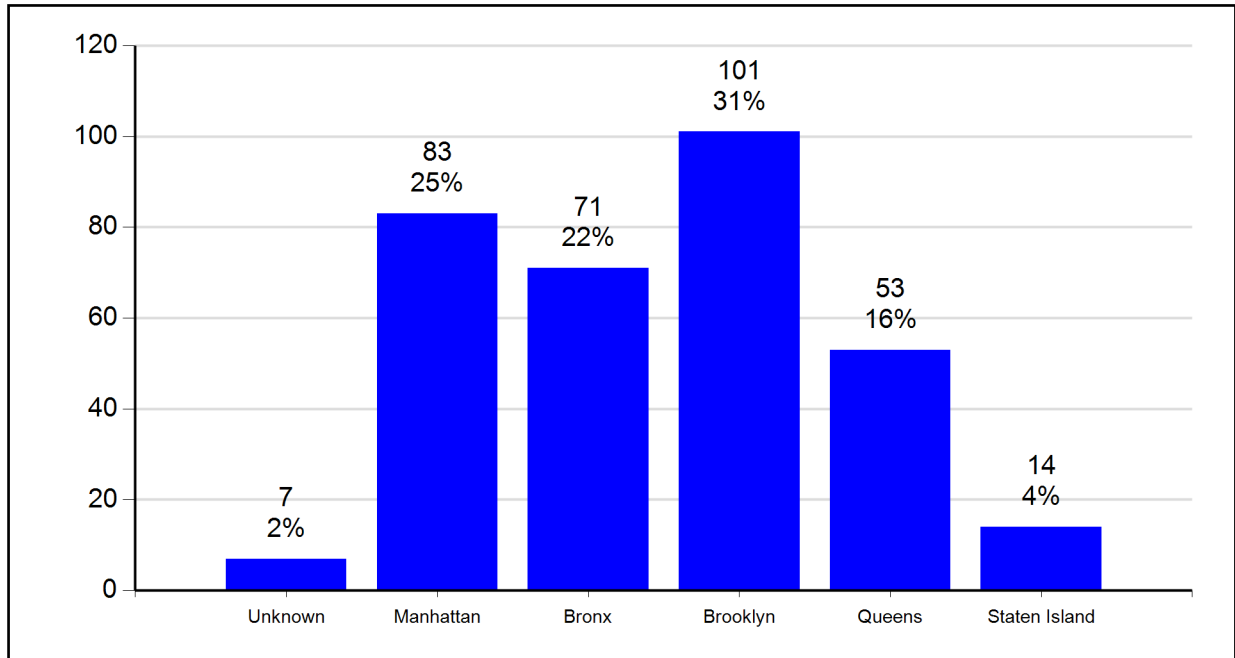
**Figure 3: New CCRB Complaints by Year (YTD 2010 - YTD 2020)**



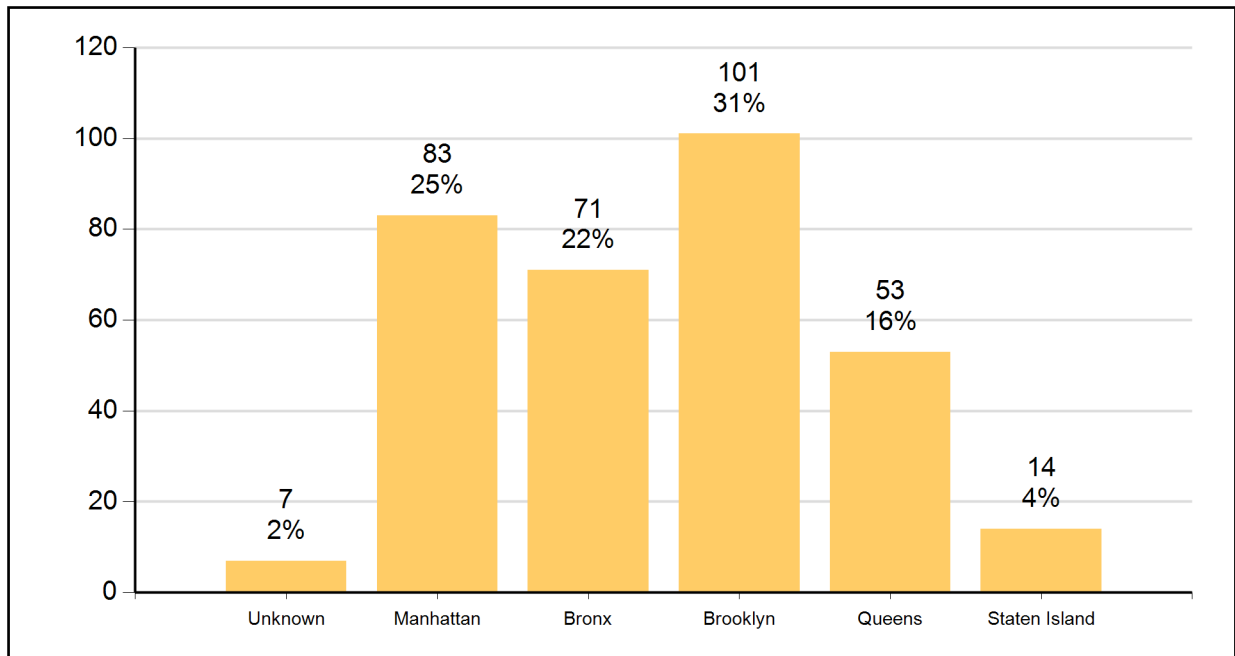
## CCRB Cases Received by Borough and Precinct

Of the five boroughs, the largest number of misconduct complaints stemmed from incidents occurring in Brooklyn, followed by Manhattan. The 44th Precinct and 73rd Precinct had the highest number at 14 incidents.

**Figure 4: CCRB Complaints Received By Borough of Occurrence (January 2020)**



**Figure 5: CCRB Complaints Received By Borough of Occurrence (YTD 2020)**



**Figure 6: CCRB Complaints Received By Precinct of Occurrence (January 2020)**

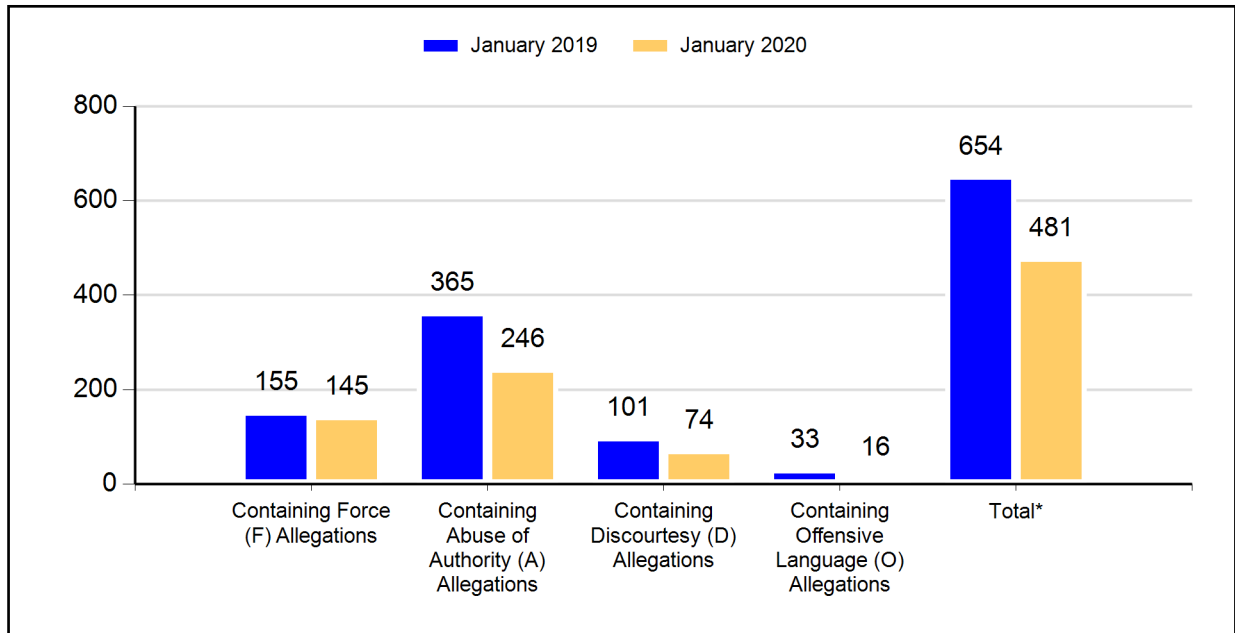
NYPD Precinct of Occurrence*	Number of Complaints	NYPD Precinct of Occurrence*	Number of Complaints
0	2	67	10
1	5	68	4
5	1	69	5
6	1	70	3
7	2	71	1
9	4	72	1
10	4	73	14
13	4	75	13
14	11	76	3
17	1	77	4
18	3	78	2
19	1	79	7
20	2	81	4
23	2	83	4
24	3	84	2
25	8	90	3
26	2	94	2
28	8	101	2
30	3	102	4
32	6	103	7
33	2	104	4
34	6	105	1
40	12	106	4
41	5	107	1
42	3	108	1
43	2	109	3
44	14	110	3
45	1	111	1
46	8	112	3
47	5	113	11
48	7	114	3
49	1	115	5
50	3	120	5
52	9	121	2
60	8	122	4
61	4	123	2
62	2	Unknown	12
63	2		
66	2		

\*These figures track where an incident occurred, not necessarily the Command of the officer. Please review Figures 62A-62Q for Command Level data for cases closed in 2017.

# Allegations Received

As described in the previous section, the CCRB has jurisdiction over four categories of NYPD misconduct. In comparing January 2019 to January 2020, the number of complaints containing an allegation of Force is down, Abuse of Authority complaints are down, Discourtesy are down and Offensive Language are down. Figures for the year-to-date comparison show that in 2020, complaints containing an allegation of Force are down, Abuse of Authority are down, Discourtesy are down and Offensive Language are down.

**Figure 7: CCRB Complaints Received By Type of Allegation (January 2019 vs. January 2020)**



\*This is the total of distinct FADO allegation types in complaints received.

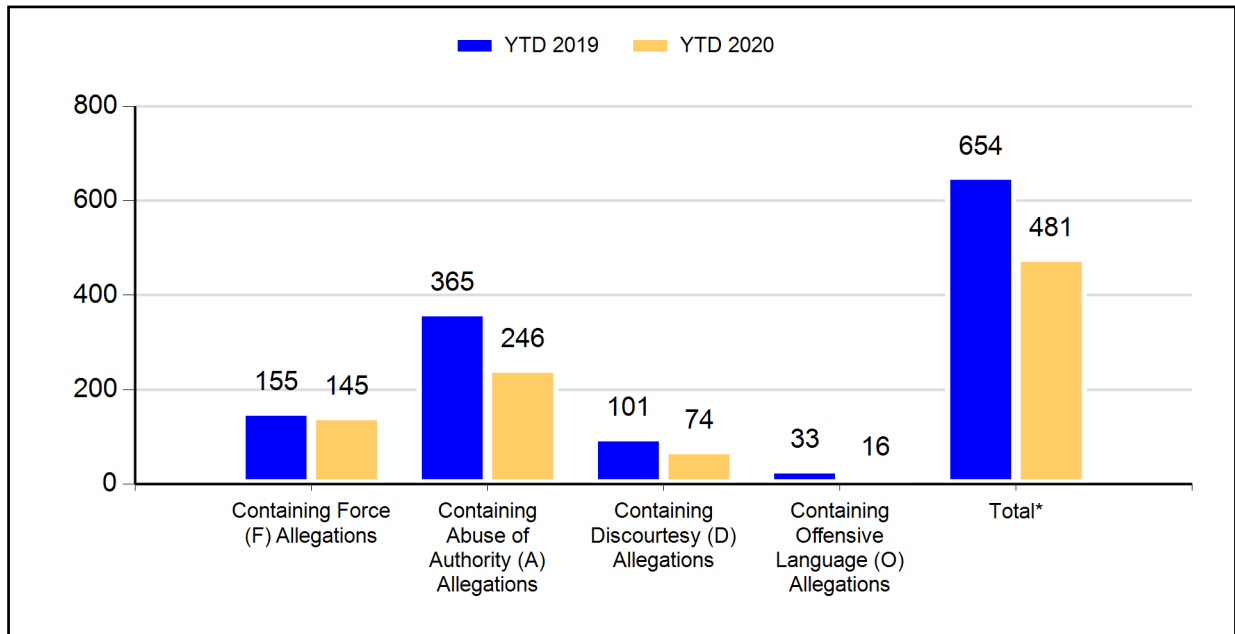
**Figure 8: CCRB Complaints Received By Type of Allegation (% of Complaints)**

	January 2019		January 2020		Change	% Change
	Count	% of Total Complaints	Count	% of Total Complaints		
Force (F)	155	35%	145	44%	-10	-6%
Abuse of Authority (A)	365	82%	246	75%	-119	-33%
Discourtesy (D)	101	23%	74	22%	-27	-27%
Offensive Language (O)	33	7%	16	5%	-17	-52%
Total FADO Allegations	654		481		-173	-26%
Total Complaints	447		329		-118	-26%

Note: the number of allegations in recently received complaints typically grows somewhat as the complaints are investigated.



**Figure 9: CCRB Complaints Received By Type of Allegation (YTD 2019 vs. YTD 2020)**



\*This is the total of distinct FADO allegation types in complaints received.

**Figure 10: CCRB Complaints Received By Type of Allegation YTD (% of Complaints)**

	YTD 2019		YTD 2020		Change	% Change
	Count	% of Total Complaints	Count	% of Total Complaints		
Force (F)	155	35%	145	44%	-10	-6%
Abuse of Authority (A)	365	82%	246	75%	-119	-33%
Discourtesy (D)	101	23%	74	22%	-27	-27%
Offensive Language (O)	33	7%	16	5%	-17	-52%
<b>Total FADO Allegations</b>	<b>654</b>		<b>481</b>		<b>-173</b>	<b>-26%</b>
<b>Total Complaints</b>	<b>447</b>		<b>329</b>		<b>-118</b>	<b>-26%</b>

Note: the number of allegations in recently received complaints typically grows somewhat as the complaints are investigated.

**Figure 11: Total Allegations (% of Total Allegations)**

	January 2019		January 2020		Change	% Change
	Count	% of Total Allegations	Count	% of Total Allegations		
Force (F)	313	18%	297	26%	-16	-5%
Abuse of Authority (A)	1209	71%	730	64%	-479	-40%
Discourtesy (D)	143	8%	100	9%	-43	-30%
Offensive Language (O)	41	2%	19	2%	-22	-54%
Total Allegations	1706		1146		-560	-33%
Total Complaints	447		329		-118	-26%

**Figure 12: Total Allegations YTD (% of Total Allegations)**

	YTD 2019		YTD 2020		Change	% Change
	Count	% of Total Allegations	Count	% of Total Allegations		
Force (F)	313	18%	297	26%	-16	-5%
Abuse of Authority (A)	1209	71%	730	64%	-479	-40%
Discourtesy (D)	143	8%	100	9%	-43	-30%
Offensive Language (O)	41	2%	19	2%	-22	-54%
Total Allegations	1706		1146		-560	-33%
Total Complaints	447		329		-118	-26%

The number of allegations in recently received complaints typically grows as the complaints are investigated.

# CCRB Docket

As of the end of January 2020, 60% of active CCRB cases are fewer than five months old, and 83% active cases have been open for fewer than eight months.

**Figure 13: Age of Active Cases Based on Received Date (January 2020)**

Case Age Group	Count	% of Total
Cases 0-4 Months	1198	59.7%
Cases 5-7 Months	471	23.5%
Cases 8-11 Months	250	12.5%
Cases 12-18 Months*	82	4.1%
Cases Over 18 Months**	5	0.2%
<b>Total</b>	<b>2006</b>	<b>100%</b>

\*12-18 Months: 13 cases that were reopened; 2 cases that were on DA Hold.

\*\*Over18 Months: 2 cases that were reopened; 2 cases that were on DA Hold.

**Figure 14: Age of Active Cases Based on Incident Date (January 2020)**

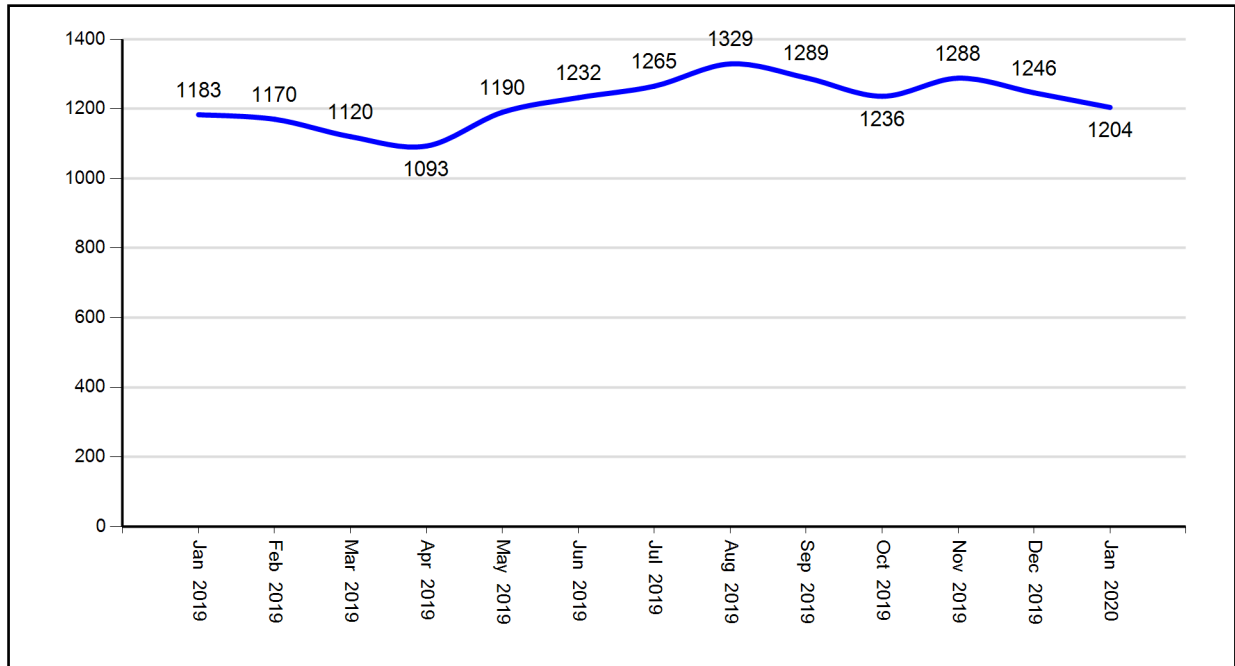
	Count	% of Total
Cases 0-4 Months	1074	53.5%
Cases 5-7 Months	481	24.0%
Cases 8-11 Months	291	14.5%
Cases 12-18 Months*	137	6.8%
Cases Over 18 Months**	23	1.1%
<b>Total</b>	<b>2006</b>	<b>100%</b>

\*12-18 Months: 15 cases that were reopened; 3 cases that were on DA Hold.

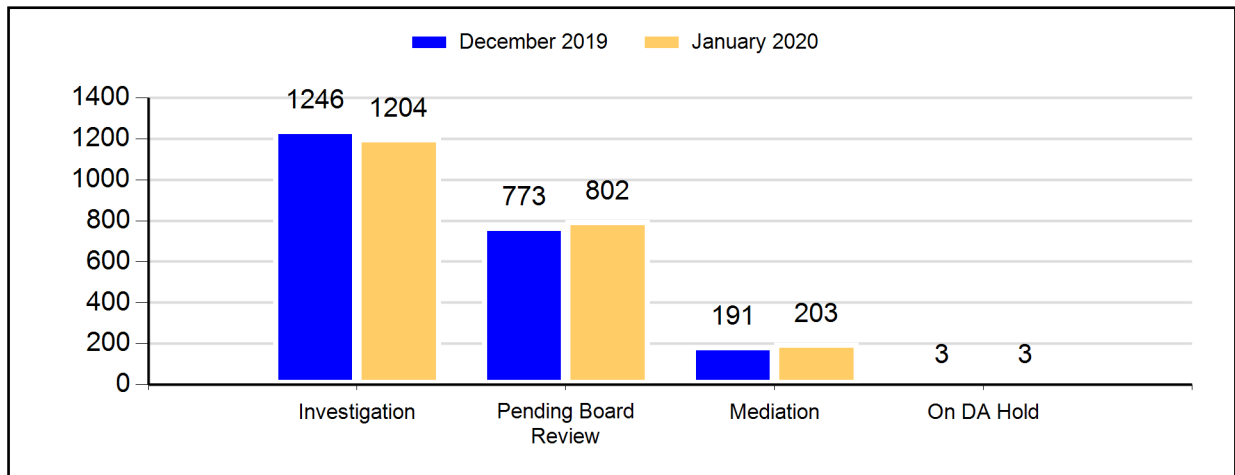
\*\*Over18 Months: 5 cases that were reopened; 3 cases that were on DA Hold.

*An active case is here defined as an investigation; cases in mediation are excluded.*

**Figure 15: Number of Active Investigations (January 2019 - January 2020)**



**Figure 16: Open Docket Analysis**



**Figure 17: Open Docket Analysis with % Change**

	December 2019		January 2020		Change	% Change
	Count	% of Total	Count	% of Total		
Investigations	1246	56%	1204	54%	-42	-3%
Pending Board Review	773	35%	802	36%	29	4%
Mediation	191	9%	203	9%	12	6%
On DA Hold	3	0%	3	0%	0	0%
<b>Total</b>	<b>2213</b>		<b>2212</b>		<b>-1</b>	<b>0%</b>

# Body Worn Camera Footage Requests

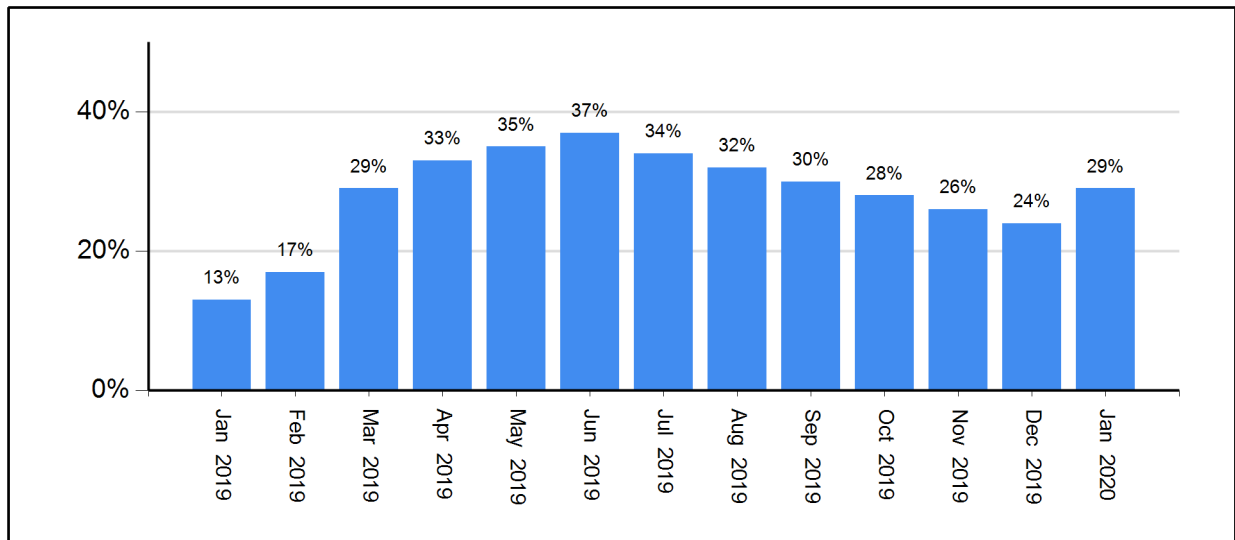
Since the widespread roll out of body worn cameras in 2018, the collection of footage from these cameras has become an integral part of CCRB investigations.

The timeliness of the response to BWC footage requests has a direct impact on the length of time it takes to complete an investigation. The longer it takes to fulfill BWC requests, the longer CCRB investigations remain on the open docket.

**Figure 18: Pending Requests for BWC Footage**

Days Pending	BWC Requests	% of Total
00 <= Days < 30	318	57.0%
30 <= Days < 60	154	27.6%
60 <= Days < 90	37	6.6%
90 <= Days	49	8.8%
<b>Total</b>	<b>558</b>	<b>100%</b>

**Figure 19: Percentage of Open Investigations Docket with Pending BWC Requests (January 2019 - January 2020)**

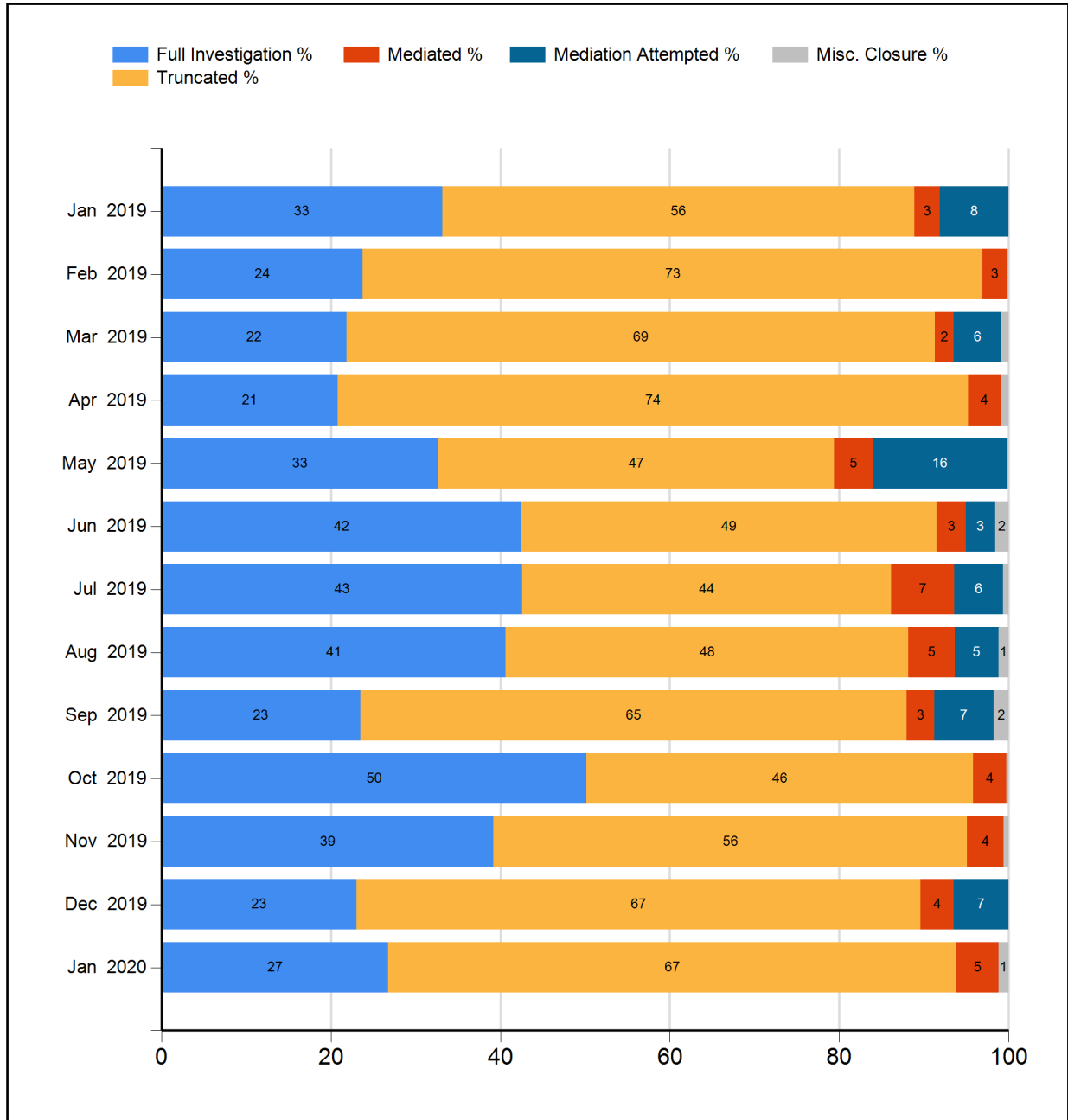


# Closed Cases

## Resolving Cases

In January 2020, the CCRB fully investigated 27% of the cases it closed, and resolved (fully investigated, mediated or mediation attempted) 32% of the cases it closed.

**Figure 20: Case Resolutions (January 2019 - January 2020) (%)**



## Dispositions

Cases fully investigated by the CCRB generally receive one of five outcomes:

- If the alleged misconduct is found to have occurred, based on the preponderance of the evidence, the allegation is **substantiated**.
- If there is not enough evidence to determine whether or not the alleged misconduct occurred, the allegation is **unsubstantiated**.
- If the preponderance of the evidence suggests that the event or alleged act did not occur, the allegation is **unfounded**.
- If the event did occur, but was not improper by a preponderance of evidence, the allegation is **exonerated**.
- If the CCRB was unable to identify any of the officers accused of misconduct, the case is closed as **officer unidentified**.

Additionally, a case might be **mediated**, with the subject officer and complainant discussing the incident in the presence of a neutral third-party moderator, or closed as **mediation attempted**, the designation for a case in which both the officer and the civilian agree to mediate, but the civilian fails to appear twice for the scheduled mediation session or fails to respond to attempts to schedule a mediation session. Finally, a case that cannot be fully investigated due to complainant/alleged victim unavailability or lack of cooperation is **truncated**.

## Case Abstracts

The following case abstracts are taken from complaints closed this month and serve as examples of what the different CCRB dispositions mean in practice:

### 1. Substantiated

The Complainant was sleeping in her home when her neighbors texted her to let her know that police officers were banging on her front door. When the Complainant approached her front door, she noticed that her peephole was missing and officers were shining their flashlights in. An officer asked through the closed door whether the Complainant's son was in the apartment. The Complainant opened her door and asked to see a warrant before the officers entered. The officer, who had planted his foot in the crack of the door, told the Complainant he would show her the warrant, then proceeded to enter and search the apartment.

The investigation determined that it was not reasonable for the officer to believe that the Complainant's son resided at the apartment. A copy of the warrant profile obtained by the CCRB, listed the Complainant's son's current and last known residences—none of which included the Complainant's address. Because the Complainant's son did not reside at her apartment, the Complainant's address was considered a third-party location, which meant that the officers were not permitted to enter or search her residence without a search warrant or consent. Although both parties have conflicting testimonies regarding consent, the investigation determined by a preponderance of the evidence that given the totality of the circumstances leading up to the entry into the Complainant's apartment—including breaking the peephole and informing her that they had a warrant and needed to enter—any consent given by the Complainant was tarnished and invalidated. It is therefore determined that the officers were not justified in entering or searching the Complainant's apartment. Because the damage to the peephole was done to facilitate a search through the door of her apartment and the officers did not have authority to search the apartment, the investigation also determined that the officers were not justified in breaking the peephole. The Board substantiated three abuse of authority allegations for damage to the Complainant's property, and the search and entry of her apartment.

## **2. Unsubstantiated**

Transit officers responded to a radio run for a possible crime involving an individual on the roadbed in the subway station. An officer allegedly said to the male, “Fuck you,” and “What the fuck?” No video footage was recovered for the incident. During his officer interview, the subject officer denied speaking discourteously towards the individual, or hearing any other officer use profanity towards him. The CCRB interviewed five other officers, who corroborated the subject officers’ statement. Absent additional documentary evidence or any independent witness testimony, the investigation could not determine by a preponderance of the evidence whether the officer spoke discourteously to the individual. The Board unsubstantiated the allegation.

## **3. Unfounded**

An individual was arrested and taken to the stationhouse, where an officer allegedly asked the individual if he was a U.S. citizen. BWC footage capturing the duration of the stationhouse interaction. It showed the officer approaching the individual at the front desk, where unprompted, the individual stated, “I’m an American, brother. I ain’t no U.S. citizen.” At no point did any of the officers ever ask the individual about his immigration status. Based on the video evidence, the Board unfounded the abuse of authority allegation.

## **4. Exonerated**

An individual called 911 to allege that a library employee had used a laser to fire electromagnetic rays at his head. Upon arrival, the officers informed the individual that they were going to call an ambulance for him. The individual stated he did not need an ambulance, but was nonetheless taken to a hospital and held involuntarily for four days.

During their CCRB interview, a witness officer stated that the individual’s unusual behavior had led the officers to believe the individual posed a threat to either himself or other individuals. Medical records obtained by the CCRB showed that the individual was brought in by EMS complaining of a headache and expressing paranoid delusions regarding someone pointing a laser at his head. While being evaluated at the hospital, the individual was found to meet the standards for involuntary commitment. Given the violent nature of the delusions the individual was experiencing, it was reasonable for officers to be concerned that, if the individual did not receive medical attention, he would attempt to harm himself or his alleged assailant after failing to find redress through the police. The investigation found by a preponderance of the evidence that the officers acted within the bounds of the Patrol Guide in attempting to get the individual immediate medical help. The Board exonerated the abuse of authority allegation.

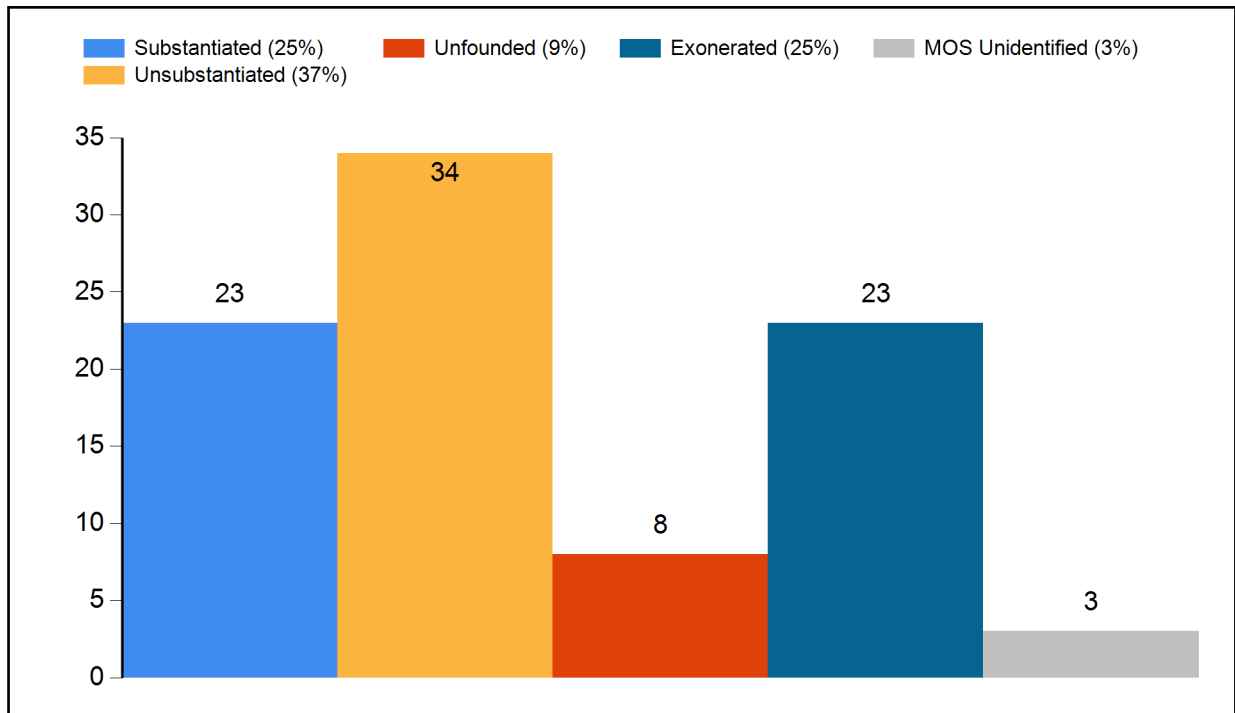
## **5. Officer Unidentified**

An individual was walking from the subway station when he heard a male police voice coming through a marked police vehicle’s bull horn stating, “Hey Sugar!” The statement appeared to be directed at two unidentified black females who were crossing the street in front of a marked police vehicle. The individual did not interact with the females, who he could only provide physical descriptions for, nor the officer in the vehicle. The individual was unable to provide a physical description of the officer, as he did not see into the vehicle, or any specific details about the marked sedan. Absent the patrol vehicle number, the investigation was unable to identify the officer through an AVL search, which identifies a police vehicle’s location based upon GPS tracking. An AVL search yielded one police vehicle that was in the vicinity of the incident location, close to the alleged time. Only two officers were assigned to that vehicle, and their memo books established that those officers did not work on the date and time in question. Absent physical descriptions of the officers, a patrol car number, or surveillance footage from the location, the investigation was unable to identify the officer. Given that the victims were unidentified and given the lack of evidence, the investigation was unable to identify the officer involved. The Board closed the allegation as officer unidentified.



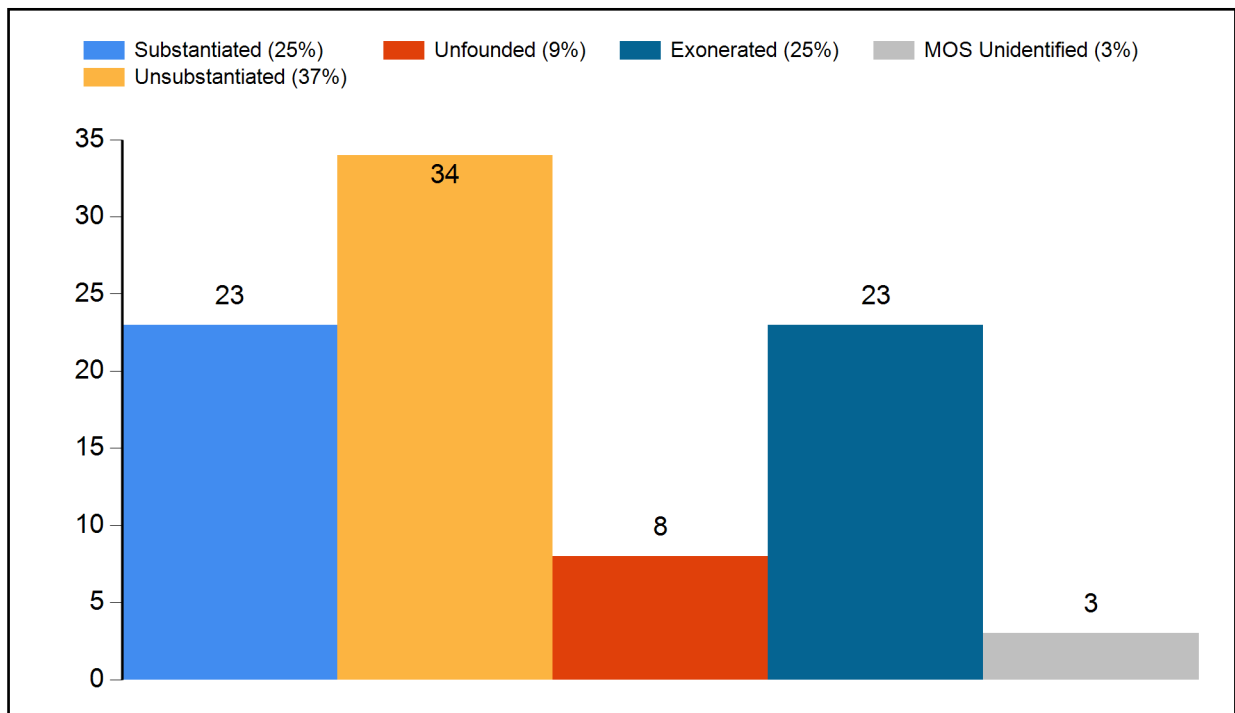
## Dispositions - Full Investigations

Figure 21: Disposition Counts of Full Investigations (January 2020)



Due to the reconsideration process, counts are subject to change.

Figure 22: Disposition Counts of Full Investigations (YTD 2020)



Due to the reconsideration process, counts are subject to change.

## Dispositions - All CCRB Cases

In addition to full investigations, CCRB cases can be closed through mediation and truncation. The following table lists all the CCRB case closures for the current month and year-to-date.

**Figure 23: Disposition of Cases (2019 vs 2020)**

	Jan 2019		Jan 2020		YTD 2019		YTD 2020	
	Count	% of Total	Count	% of Total	Count	% of Total	Count	% of Total
<b>Full Investigations</b>								
Substantiated	41	23%	23	25%	41	23%	23	25%
Exonerated	37	21%	23	25%	37	21%	23	25%
Unfounded	14	8%	8	9%	14	8%	8	9%
Unsubstantiated	73	41%	34	37%	73	41%	34	37%
MOS Unidentified	11	6%	3	3%	11	6%	3	3%
<b>Total - Full Investigations</b>	<b>176</b>		<b>91</b>		<b>176</b>		<b>91</b>	
<b>Mediation Closures</b>	Count	% of Total	Count	% of Total	Count	% of Total	Count	% of Total
Mediated	16	27%	17	100%	16	27%	17	100%
Mediation Attempted	43	73%	0	0%	43	73%	0	0%
<b>Total - ADR Closures</b>	<b>59</b>		<b>17</b>		<b>59</b>		<b>17</b>	
<b>Resolved Case Total</b>	<b>235</b>	<b>44%</b>	<b>108</b>	<b>32%</b>	<b>235</b>	<b>44%</b>	<b>108</b>	<b>32%</b>
<b>Truncations / Other Closures</b>	Count	% of Total	Count	% of Total	Count	% of Total	Count	% of Total
Complaint withdrawn	73	25%	46	20%	73	25%	46	20%
Complainant/Alleged Victim/Witness uncooperative	144	49%	114	49%	144	49%	114	49%
Complainant/Alleged Victim/Witness unavailable	51	17%	35	15%	51	17%	35	15%
Alleged Victim unidentified	4	1%	4	2%	4	1%	4	2%
Closed - Pending Litigation*	24	8%	29	12%	24	8%	29	12%
Miscellaneous	0	0%	1	0%	0	0%	1	0%
Administrative closure**	0	0%	3	1%	0	0%	3	1%
<b>Total - Other Case Dispositions</b>	<b>296</b>		<b>232</b>		<b>296</b>		<b>232</b>	
<b>Total - Closed Cases</b>	<b>531</b>		<b>340</b>		<b>531</b>		<b>340</b>	

\* Closed - Pending Litigation is a truncation category added in August 2017. It indicates that the complaint was truncated due to the complainant/alleged victim's attorney.

\*\*Administrative closure is a special category that deals with NYPD's Internal Affairs Bureau-referred cases or spin off cases with no complainant/alleged victim, and in which CCRB attempts to locate or identify a complainant/alleged victim has yielded no results.

## Dispositions - FADO Allegations

“Allegations” are different than “cases.” A case or complaint is based on an incident and may contain one or more allegations of police misconduct. The allegation substantiation rate is 15% for the month of January 2020, and the allegation substantiation rate is 15% year-to-date. The type of allegation the CCRB is most likely to substantiate is Offensive Language – substantiating 33% of such allegations during January 2020, and 33% for the year.

**Figure 24: Disposition of Allegations (2019 vs 2020)**

	Jan 2019		Jan 2020		YTD 2019		YTD 2020	
<b>Fully Investigated Allegations</b>	Count	%of Total	Count	%of Total	Count	%of Total	Count	%of Total
Substantiated	134	16%	67	15%	134	16%	67	15%
Unsubstantiated	284	33%	135	30%	284	33%	135	30%
Unfounded	69	8%	50	11%	69	8%	50	11%
Exonerated	276	32%	162	36%	276	32%	162	36%
MOS Unidentified	90	11%	34	8%	90	11%	34	8%
<b>Total - Full Investigations</b>	<b>853</b>		<b>448</b>		<b>853</b>		<b>448</b>	
<b>Mediation Closures</b>	Count	%of Total	Count	%of Total	Count	%of Total	Count	%of Total
Mediated	23	20%	36	100%	23	20%	36	100%
Mediation Attempted	91	80%	0	0%	91	80%	0	0%
<b>Total - ADR Closures</b>	<b>114</b>		<b>36</b>		<b>114</b>		<b>36</b>	
<b>Truncations / Other Closures</b>	Count	%of Total	Count	%of Total	Count	%of Total	Count	%of Total
Complaint withdrawn	213	23%	114	18%	213	23%	114	18%
Complainant/Alleged Victim/Witness uncooperative	460	49%	348	54%	460	49%	348	54%
Complainant/Alleged Victim/Witness unavailable	130	14%	80	12%	130	14%	80	12%
Alleged Victim unidentified	23	2%	7	1%	23	2%	7	1%
Closed - Pending Litigation	104	11%	88	14%	104	11%	88	14%
Miscellaneous	9	1%	6	1%	9	1%	6	1%
Administrative closure	0	0%	7	1%	0	0%	7	1%
<b>Total - Other Case Dispositions</b>	<b>939</b>		<b>650</b>		<b>939</b>		<b>650</b>	
<b>Total - Closed Allegations</b>	<b>1906</b>		<b>1134</b>		<b>1906</b>		<b>1134</b>	

**Figure 25: Disposition of Allegations By FADO Category (January 2020)**

	Substantiated	Unsubstantiated	Exonerated	Unfounded	Officers Unidentified	Total
Force	2 2%	30 30%	41 41%	19 19%	9 9%	101 100%
Abuse of Authority	51 18%	81 29%	112 40%	22 8%	17 6%	283 100%
Discourtesy	11 20%	22 40%	9 16%	6 11%	7 13%	55 100%
Offensive Language	3 33%	2 22%	0 0%	3 33%	1 11%	9 100%
Total	67 15%	135 30%	162 36%	50 11%	34 8%	448 100%

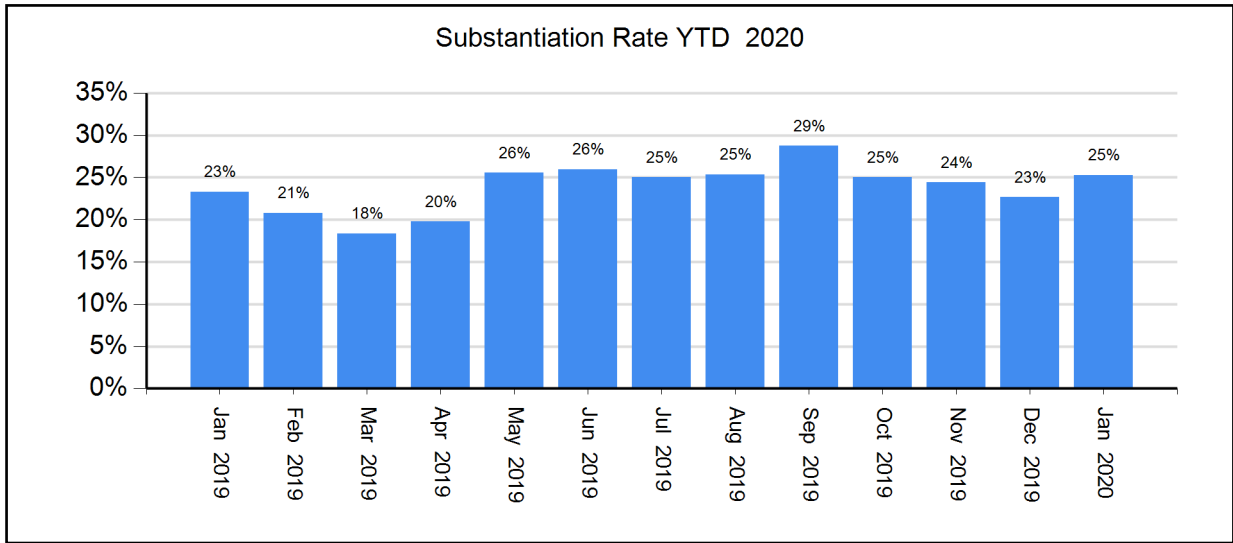
**Figure 26: Disposition of Allegations By FADO Category (YTD 2020)**

	Substantiated	Unsubstantiated	Exonerated	Unfounded	Officers Unidentified	Total
Force	2 2%	30 30%	41 41%	19 19%	9 9%	101 100%
Abuse of Authority	51 18%	81 29%	112 40%	22 8%	17 6%	283 100%
Discourtesy	11 20%	22 40%	9 16%	6 11%	7 13%	55 100%
Offensive Language	3 33%	2 22%	0 0%	3 33%	1 11%	9 100%
Total	67 15%	135 30%	162 36%	50 11%	34 8%	448 100%

## Substantiation Rates

The January 2020 case substantiation rate was 25%.

**Figure 27: Percentage of Cases Substantiated (January 2019 - January 2020)**

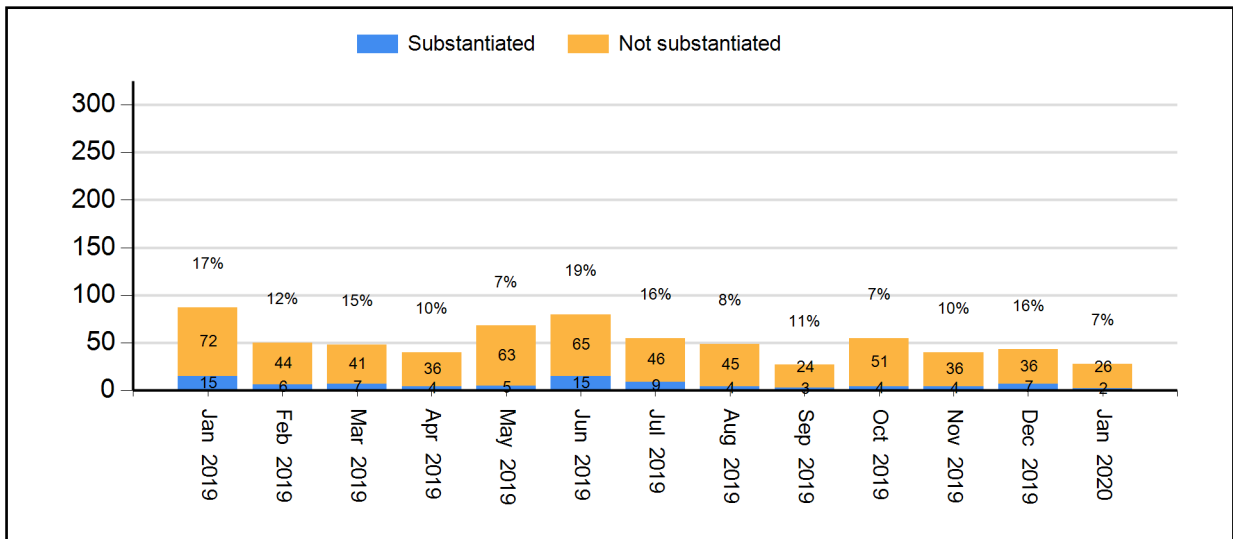


Due to the reconsideration process, counts are subject to change.

## Substantiation Rates and Video

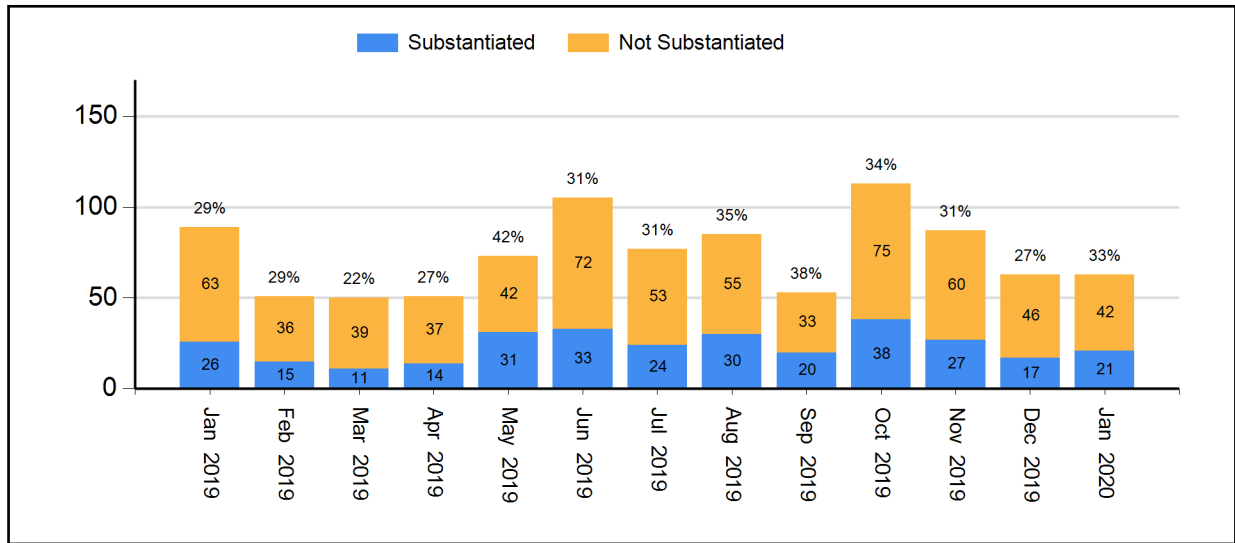
In general, investigations relying on video evidence from security cameras or personal devices result in much higher substantiation rates.

**Figure 28: Substantiation Rates for Full Investigations without Video (Jan 2020 - Jan 2020) (% substantiated shown)**



Due to the reconsideration process, counts are subject to change.

**Figure 29: Substantiation Rates for Full Investigations with Video (Jan 2020 - Jan 2020)**  
 (% substantiated shown)



Due to the reconsideration process, counts are subject to change.

## Board Discipline Recommendations for Substantiated Complaints

After a CCRB investigative team has completed its investigation and recommended the substantiation of a complaint against an officer, a panel of three Board members determines whether to substantiate the allegation and make a disciplinary recommendation.

- “Charges and Specifications” are the most severe form of discipline. A decision to assign Charges commences a process that may result in an administrative trial in the NYPD Trial Room. An officer may lose vacation days, be suspended, or be terminated from the Department if the officer is found guilty.
- “Instructions” or “Formalized Training” are the least severe discipline, often recommended for officers who misunderstand a policy. This determination results in training at the command level (Instructions) or training at the Police Academy or NYPD Legal Bureau (Formalized Training).
- “Command Discipline” is recommended for misconduct that is moderately serious, but does not rise to the level of that associated with Charges. An officer can lose up to ten vacation days as a result of a Command Discipline.
- When the Board has recommended Instructions, Formalized Training or Command Discipline, the case is sent to the NYPD Commissioner to impose training and/or other penalties. Cases where the Board recommends charges are prosecuted by the CCRB’s Administrative Prosecution Unit.

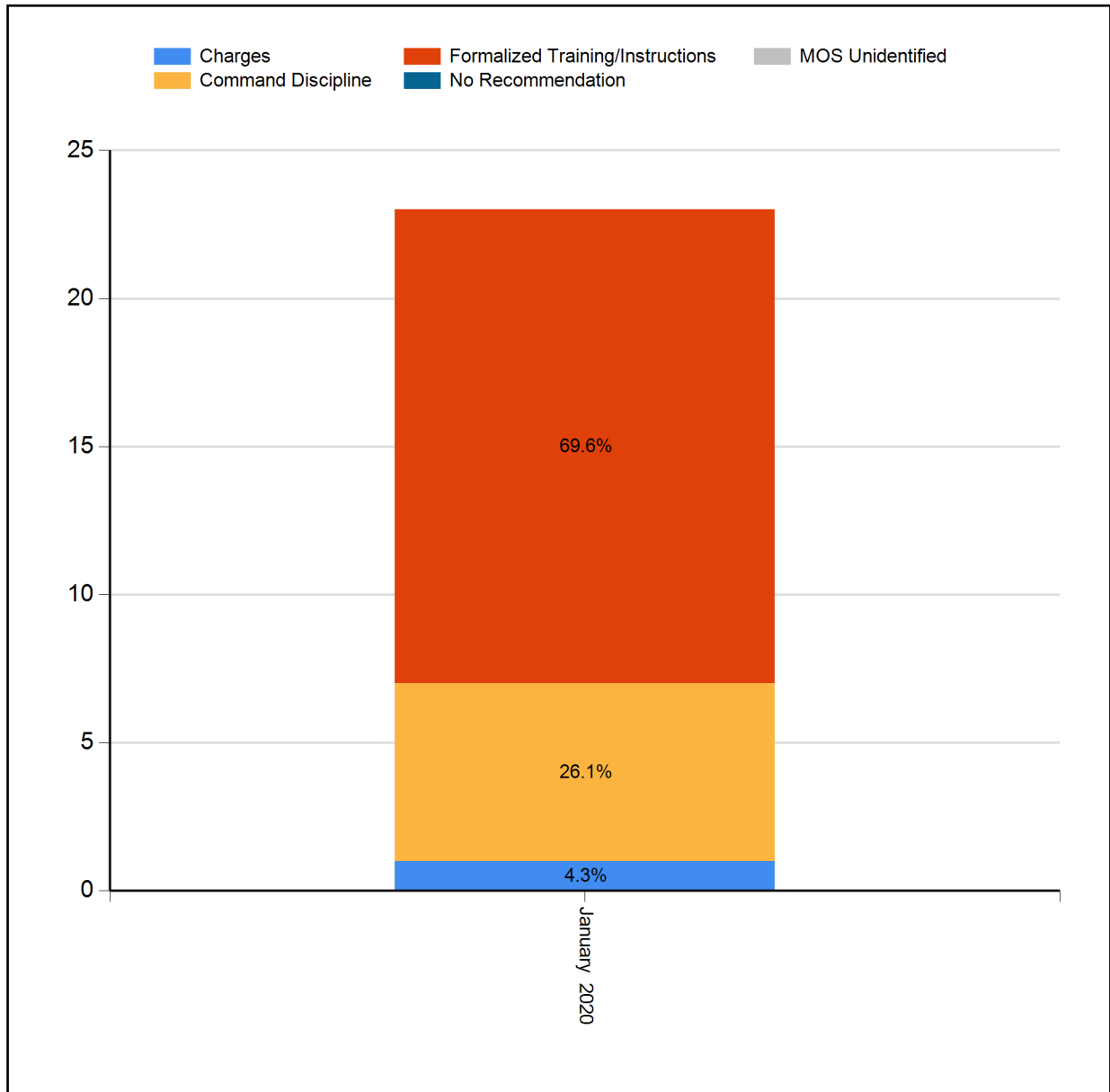
**Figure 30: Board Discipline Recommendations For Substantiated Complaints\***  
(Jan 2019, Jan 2020, YTD 2019, YTD 2020)

Disposition	January 2019		January 2020		YTD 2019		YTD 2020	
	Count	%of Total	Count	%of Total	Count	%of Total	Count	%of Total
Charges	11	27%	1	4%	11	27%	1	4%
Command Discipline	17	41%	6	26%	17	41%	6	26%
Formalized Training	4	10%	8	35%	4	10%	8	35%
Instructions	9	22%	8	35%	9	22%	8	35%
MOS Unidentified	0	0%	0	0%	0	0%	0	0%
Total	41		23		41		23	

Due to the reconsideration process, counts are subject to change.

\* A complaint containing a number of substantiated allegations against a number of different officers will typically generate a variety of different disciplinary recommendations. To determine the disciplinary recommendation associated with the complaint as a whole, the CCRB uses the most severe disciplinary recommendation made. The order of severity is: 1) Charges 2) Command Discipline 3) Formalized Training 4) Instructions.

**Figure 31: Board Discipline Recommendations For Substantiated Complaints\* (2020)**



Due to the reconsideration process, counts are subject to change.

\* A complaint containing a number of substantiated allegations against a number of different officers will typically generate a variety of different disciplinary recommendations. To determine the disciplinary recommendation associated with the complaint as a whole, the CCRB uses the most severe disciplinary recommendation made. The order of severity is: 1) Charges 2) Command Discipline 3) Formalized Training 4) Instructions.



## Board Discipline Recommendations for Officers with Substantiated Allegations

A substantiated CCRB complaint may generate multiple substantiated allegations against multiple officers. Each substantiated allegation will carry its own discipline recommendation from the CCRB Board.

The following table presents the number of officers against whom discipline recommendations have been made as a result of a substantiated CCRB complaint. Where there are multiple substantiated allegations with multiple disciplinary recommendations for an officer in a complaint, the most severe disciplinary recommendation is used to determine the overall recommendation for that officer.

**Figure 32: Board Discipline Recommendations for Officers with Substantiated Allegations\***  
(Jan 2019, Jan 2020, YTD 2019, YTD 2020)

Disposition	January 2019		January 2020		YTD 2019		YTD 2020	
	Count	%of Total	Count	%of Total	Count	%of Total	Count	%of Total
Charges	18	28.1%	1	2.9%	18	28.1%	1	2.9%
Command Discipline	28	43.8%	9	26.5%	28	43.8%	9	26.5%
Formalized Training	7	10.9%	13	38.2%	7	10.9%	13	38.2%
Instructions	11	17.2%	11	32.4%	11	17.2%	11	32.4%
MOS Unidentified	0	0%	0	0%	0	0%	0	0%
Total	64		34		64		34	

Due to the reconsideration process, counts are subject to change.

\* The counts in this table reflect the number of distinct MOS with a substantiated allegation in each complaint.

**Figure 33: Substantiated Allegations By Borough and NYPD Precinct (January 2020)**

The figures in this table reflect all substantiated allegations for each MOS.

Board Disposition	FADO Category	Allegation	Precinct of Occurrence	Borough of Occurrence
Substantiated (Formalized Training)	Offensive Language	Ethnicity	9	Manhattan
Substantiated (Charges)	Abuse of Authority	Entry of Premises	20	Manhattan
Substantiated (Charges)	Abuse of Authority	Threat of arrest	20	Manhattan
Substantiated (Charges)	Abuse of Authority	Property damaged	20	Manhattan
Substantiated (Charges)	Abuse of Authority	Search of Premises	20	Manhattan
Substantiated (Formalized Training)	Discourtesy	Word	25	Manhattan
Substantiated (Formalized Training)	Offensive Language	Gender	25	Manhattan
Substantiated (Command Discipline A)	Abuse of Authority	Retaliatory arrest	26	Manhattan
Substantiated (Command Discipline A)	Abuse of Authority	Retaliatory arrest	26	Manhattan
Substantiated (Command Discipline A)	Abuse of Authority	Retaliatory arrest	26	Manhattan
Substantiated (Command Discipline A)	Abuse of Authority	Retaliatory arrest	26	Manhattan
Substantiated (Command Discipline A)	Abuse of Authority	Retaliatory arrest	26	Manhattan
Substantiated (Command Discipline A)	Abuse of Authority	Retaliatory arrest	26	Manhattan
Substantiated (Command Discipline A)	Abuse of Authority	Threat of force (verbal or physical)	42	Bronx
Substantiated (Command Lvl Instructions)	Discourtesy	Word	43	Bronx
Substantiated (Command Lvl Instructions)	Discourtesy	Word	43	Bronx
Substantiated (Command Discipline A)	Discourtesy	Word	44	Bronx
Substantiated (Command Discipline A)	Discourtesy	Word	44	Bronx
Substantiated (Command Discipline A)	Force	Physical force	44	Bronx
Substantiated (Command Lvl Instructions)	Abuse of Authority	Vehicle search	46	Bronx
Substantiated (Command Lvl Instructions)	Abuse of Authority	Vehicle search	46	Bronx
Substantiated (Formalized Training)	Abuse of Authority	Interference with recording	52	Bronx
Substantiated (Formalized Training)	Abuse of Authority	Refusal to provide name	62	Brooklyn
Substantiated (Formalized Training)	Abuse of Authority	Refusal to provide shield number	62	Brooklyn
Substantiated (Formalized Training)	Abuse of Authority	Vehicle search	67	Brooklyn
Substantiated (Formalized Training)	Abuse of Authority	Frisk	67	Brooklyn
Substantiated (Formalized Training)	Abuse of Authority	Frisk	67	Brooklyn
Substantiated (Formalized Training)	Abuse of Authority	Search (of person)	67	Brooklyn
Substantiated (Formalized Training)	Abuse of Authority	Refusal to provide shield number	67	Brooklyn
Substantiated (Formalized Training)	Abuse of Authority	Failure to provide RTKA card	67	Brooklyn
Substantiated (Formalized Training)	Abuse of Authority	Failure to provide RTKA card	67	Brooklyn
Substantiated (Formalized Training)	Abuse of Authority	Refusal to provide name	70	Brooklyn
Substantiated (Formalized Training)	Abuse of Authority	Refusal to provide shield number	70	Brooklyn
Substantiated (Command Lvl Instructions)	Abuse of Authority	Failure to provide RTKA card	70	Brooklyn
Substantiated (Formalized Training)	Discourtesy	Word	70	Brooklyn
Substantiated (Command Lvl Instructions)	Discourtesy	Word	70	Brooklyn
Substantiated (Command Lvl Instructions)	Offensive Language	Physical disability	70	Brooklyn
Substantiated (Command Discipline A)	Abuse of Authority	Vehicle search	75	Brooklyn
Substantiated (Command Discipline A)	Abuse of Authority	Frisk	75	Brooklyn
Substantiated (Command Discipline A)	Abuse of Authority	Frisk	75	Brooklyn
Substantiated (Command Discipline A)	Abuse of Authority	Interference with recording	75	Brooklyn

<b>Board Disposition</b>	<b>FADO Category</b>	<b>Allegation</b>	<b>Precinct of Occurrence</b>	<b>Borough of Occurrence</b>
Substantiated (Command Discipline A)	Abuse of Authority	Failure to provide RTKA card	75	Brooklyn
Substantiated (Command Discipline A)	Abuse of Authority	Failure to provide RTKA card	75	Brooklyn
Substantiated (Command Discipline A)	Abuse of Authority	Failure to provide RTKA card	75	Brooklyn
Substantiated (Command Lvl Instructions)	Abuse of Authority	Failure to provide RTKA card	75	Brooklyn
Substantiated (Command Lvl Instructions)	Abuse of Authority	Failed to Obtain Language Interpretation	75	Brooklyn
Substantiated (Command Lvl Instructions)	Abuse of Authority	Refusal to obtain medical treatment	90	Brooklyn
Substantiated (Command Lvl Instructions)	Discourtesy	Word	90	Brooklyn
Substantiated (Command Lvl Instructions)	Discourtesy	Word	90	Brooklyn
Substantiated (Formalized Training)	Abuse of Authority	Refusal to process civilian complaint	103	Queens
Substantiated (Formalized Training)	Abuse of Authority	Entry of Premises	115	Queens
Substantiated (Formalized Training)	Abuse of Authority	Entry of Premises	115	Queens
Substantiated (Formalized Training)	Abuse of Authority	Entry of Premises	115	Queens
Substantiated (Formalized Training)	Abuse of Authority	Threat of arrest	115	Queens
Substantiated (Command Discipline B)	Abuse of Authority	Sexual Misconduct (Sexual Humiliation)	115	Queens
Substantiated (Command Discipline B)	Abuse of Authority	Sexual Misconduct (Sexual Humiliation)	115	Queens
Substantiated (Command Discipline B)	Abuse of Authority	Sexual Misconduct (Sexual Humiliation)	115	Queens
Substantiated (Command Discipline B)	Discourtesy	Word	115	Queens
Substantiated (Formalized Training)	Force	Physical force	115	Queens
Substantiated (Command Discipline B)	Abuse of Authority	Entry of Premises	120	Staten Island
Substantiated (Command Discipline B)	Abuse of Authority	Entry of Premises	120	Staten Island
Substantiated (Command Discipline B)	Abuse of Authority	Threat of arrest	120	Staten Island
Substantiated (Command Discipline B)	Abuse of Authority	Search of Premises	120	Staten Island
Substantiated (Command Discipline B)	Abuse of Authority	Search of Premises	120	Staten Island
Substantiated (Command Discipline B)	Abuse of Authority	Failure to provide RTKA card	120	Staten Island
Substantiated (Command Discipline B)	Abuse of Authority	Failure to provide RTKA card	120	Staten Island
Substantiated (Command Lvl Instructions)	Discourtesy	Word	120	Staten Island

## Truncations

A “truncation” is a case that is not fully investigated, either because the complainant/alleged victim withdraws the complaint; is uncooperative with the investigation; is not available for the investigative team to interview; or is never identified. The CCRB constantly seeks to lower the number of truncations.

**Figure 34: Truncated Allegations (January 2020)**

	Withdrawn	Uncooperative	Unavailable	Civilian Unidentified	Pending Litigation*	Total
Force	17	61	21	3	48	150
Abuse of Authority	82	262	48	3	31	426
Discourtesy	12	20	9	0	7	48
Offensive Language	3	5	2	1	2	13
<b>Total</b>	114	348	80	7	88	637

**Figure 35: Truncated CCRB Complaints (January 2020)**

	Withdrawn	Uncooperative	Unavailable	Civilian Unidentified	Pending Litigation*	Total
<b>Total</b>	46	114	35	4	29	228

**Figure 36: Truncated Allegations (YTD 2020)**

	Withdrawn	Uncooperative	Unavailable	Civilian Unidentified	Pending Litigation*	Total
Force	17	61	21	3	48	150
Abuse of Authority	82	262	48	3	31	426
Discourtesy	12	20	9	0	7	48
Offensive Language	3	5	2	1	2	13
<b>Total</b>	114	348	80	7	88	637

**Figure 37: Truncated CCRB Complaints (YTD 2020)**

	Withdrawn	Uncooperative	Unavailable	Civilian Unidentified	Pending Litigation*	Total
<b>Total</b>	46	114	35	4	29	228

\*Pending Litigation is a truncation category added in August 2017. It indicates that the complaint was truncated due to the complainant/alleged victim's attorney.

## Complaints Against Officers Assigned to Police Service Areas

The Police Service Areas (PSA) are commands that police New York City Housing Developments throughout the five boroughs. PSA complaints are defined as complaints that contain at least one FADO allegation against an officer assigned to a PSA command.

**Figure 38: PSA Complaints Closed as % of Total Complaints Closed**

	Jan 2019	Jan 2020	YTD 2019	YTD 2020
PSA Complaints	19	13	19	13
Total Complaints	531	340	531	340
PSA Complaints as % of Total	3.6%	3.8%	3.6%	3.8%

A single PSA complaint may contain allegations against multiple officers assigned to multiple PSA commands. The following table breaks out the different PSAs and shows the number of officers assigned to each PSA against whom FADO allegations have been made.

**Figure 39: Closed Complaints Against Officers Assigned to a PSA**

	Jan 2019	Jan 2020	YTD 2019	YTD 2020
PSA 1	4	1	4	1
PSA 2	9	2	9	2
PSA 3	1	0	1	0
PSA 4	7	0	7	0
PSA 5	5	0	5	0
PSA 6	7	7	7	7
PSA 7	0	13	0	13
PSA 8	3	4	3	4
PSA 9	1	4	1	4
Total	37	31	37	31

Complaints typically contain more than one allegation. The following table shows the allegations made against officers assigned to PSA commands broken out by FADO type.

**Figure 40: Closed Allegations Against Officers Assigned to a PSA by FADO Type**

	Jan 2019		Jan 2020		YTD 2019		YTD 2020	
	Count	% of Total	Count	% of Total	Count	% of Total	Count	% of Total
Force (F)	10	22%	17	40%	10	22%	17	40%
Abuse of Authority (A)	29	63%	19	44%	29	63%	19	44%
Discourtesy (D)	1	2%	6	14%	1	2%	6	14%
Offensive Language (O)	6	13%	1	2%	6	13%	1	2%
Total	46	100%	43	100%	46	100%	43	100%

## Dispositions of Officers Assigned to PSAs

The following tables show the Board disposition of officers assigned to a PSA with a FADO allegation made against them.

**Figure 41: Disposition of PSA Officers (2019 vs 2020)**

Full Investigations	Jan 2019		Jan 2020		YTD 2019		YTD 2020	
	Count	%of Total	Count	%of Total	Count	%of Total	Count	%of Total
Substantiated	5	31%	4	22%	5	31%	4	22%
Exonerated	4	25%	12	67%	4	25%	12	67%
Unfounded	0	0%	0	0%	0	0%	0	0%
Unsubstantiated	7	44%	2	11%	7	44%	2	11%
MOS Unidentified	0	0%	0	0%	0	0%	0	0%
<b>Total - Full Investigations</b>	<b>16</b>		<b>18</b>		<b>16</b>		<b>18</b>	
Mediation Closures	Count	%of Total	Count	%of Total	Count	%of Total	Count	%of Total
Mediated	0	0%	1	100%	0	0%	1	100%
Mediation Attempted	0	0%	0	0%	0	0%	0	0%
<b>Total - ADR Closures</b>	<b>0</b>		<b>1</b>		<b>0</b>		<b>1</b>	
<b>Resolved Case Total</b>	<b>16</b>	<b>43%</b>	<b>19</b>	<b>61%</b>	<b>16</b>	<b>43%</b>	<b>19</b>	<b>61%</b>
Truncations / Other Closures	Count	%of Total	Count	%of Total	Count	%of Total	Count	%of Total
Complaint withdrawn	7	33%	1	8%	7	33%	1	8%
Complainant/Alleged Victim/Witness uncooperative	11	52%	5	42%	11	52%	5	42%
Complainant/Alleged Victim/Witness unavailable	1	5%	3	25%	1	5%	3	25%
Alleged Victim unidentified	0	0%	0	0%	0	0%	0	0%
Closed - Pending Litigation*	2	10%	3	25%	2	10%	3	25%
Miscellaneous	0	0%	0	0%	0	0%	0	0%
Administrative closure*	0	0%	0	0%	0	0%	0	0%
<b>Total - Other Case Dispositions</b>	<b>21</b>		<b>12</b>		<b>21</b>		<b>12</b>	
<b>Total - Closed Cases</b>	<b>37</b>		<b>31</b>		<b>37</b>		<b>31</b>	

\* Closed - Pending Litigation is a truncation category added in August 2017. It indicates that the complaint was truncated due to the complainant/alleged victim's attorney.

\*\*Administrative closure is a special category that deals with NYPD's Internal Affairs Bureau-referred cases or spin off cases with no complainant/alleged victim, and in which CCRB attempts to locate or identify a complainant/alleged victim has yielded no results.

# Mediation Unit

Whenever mediation between a complainant/alleged victim and subject officer is suitable, it is offered by CCRB investigators. If the complainant/alleged victim and subject officer both agree to participate, a neutral, third-party mediator facilitates a conversation between the parties. “Mediation Attempted” refers to a situation in which an officer agrees to mediate and the complainant becomes unavailable (after the complainant initially agreed to mediation). The chart below indicates the number of mediations and attempted mediations in January and this year.

**Figure 42: Mediated Complaints Closed**

	January 2020			YTD 2020		
	Mediated	Mediation Attempted	Total	Mediated	Mediation Attempted	Total
Mediated Complaints	17	0	17	17	0	17

**Figure 43: Mediated FADO Allegations Closed**

	January 2020			YTD 2020		
	Mediated	Mediation Attempted	Total	Mediated	Mediation Attempted	Total
Force	0	0	0	0	0	0
Abuse of Authority	29	0	29	29	0	29
Discourtesy	6	0	6	6	0	6
Offensive Language	1	0	1	1	0	1
Total	36	0	36	36	0	36

**Figure 44: Mediated Complaints By Borough (January 2020)**

	Mediations
	0
Bronx	4
Brooklyn	5
Manhattan	5
Queens	2
Staten Island	1

**Figure 45: Mediated Allegations By Borough (January 2020)**

	Mediations
	0
Bronx	14
Brooklyn	7
Manhattan	10
Queens	2
Staten Island	3

**Figure 46: Mediated Complaints By Precinct  
(Jan 2020 - YTD 2020)**

Precinct	Jan 2020	YTD 2020
19	1	1
23	1	1
24	1	1
28	1	1
34	1	1
43	1	1
44	1	1
45	1	1

Precinct	Jan 2020	YTD 2020
52	1	1
61	1	1
62	1	1
67	1	1
78	1	1
84	1	1
104	1	1
110	1	1
121	1	1

**Figure 47: Mediated Allegations By Precinct  
(Jan 2020 - YTD 2020)**

Precinct	Jan 2020	YTD 2020
19	5	5
23	1	1
24	1	1
28	1	1
34	2	2
43	3	3
44	1	1
45	1	1

Precinct	Jan 2020	YTD 2020
52	9	9
61	2	2
62	1	1
67	2	2
78	1	1
84	1	1
104	1	1
110	1	1
121	3	3



# Administrative Prosecution Unit

The CCRB’s Administrative Prosecution Unit (APU) prosecutes police misconduct cases when the Board has recommended charges, in the NYPD Trial Room. The APU is also able to offer pleas to officers who admit guilt rather than going to trial. Following a plea agreement or the conclusion of a disciplinary trial, cases are sent to the Police Commissioner for final penalties.

**Figure 48: Administrative Prosecution Unit Case Closures**

Disposition Category	Prosecution Disposition	Jan 2020	YTD 2020
Disciplinary Action	Not guilty after trial but Discipline Imposed	0	0
	Guilty after trial	0	0
	Trial verdict dismissed by PC, Comm. Disc. A imposed	0	0
	Trial verdict dismissed by PC, Comm. Disc. B imposed	0	0
	Trial verdict dismissed by PC, Formalized Training imposed	0	0
	Trial verdict dismissed by PC, Instructions imposed	0	0
	Trial verdict reversed by PC, Final verdict Guilty	0	0
	Resolved by plea	0	0
	Plea set aside, Comm. Disc. B	0	0
	Plea set aside, Comm. Disc. A	0	0
	Plea set aside, Formalized Training	0	0
	Plea set aside, Instructions	0	0
	*Retained, with discipline	2	2
	<b>Disciplinary Action Total</b>		<b>2</b>
No Disciplinary Action	Not guilty after trial	0	0
	Trial verdict reversed by PC, Final verdict Not Guilty	0	0
	Plea set aside, Without discipline	0	0
	**Retained, without discipline	0	0
	Dismissed by APU	0	0
	SOL Expired in APU	0	0
	<b>No Disciplinary Action Total</b>		<b>0</b>
Not Adjudicated	Charges not filed	0	0
	Deceased	0	0
	Other	0	0
	***Previously adjudicated, with discipline	0	0
	***Previously adjudicated, without discipline	0	0
	†Reconsidered by CCRB Board	0	0
	Retired	0	0
	SOL Expired prior to APU	0	0
	<b>Not Adjudicated Total</b>		<b>0</b>
	<b>Total Closures</b>	<b>2</b>	<b>2</b>

\*Retained cases are those in which the Department kept jurisdiction pursuant to Section 2 of the April 2, 2012 Memorandum of Understanding between the NYPD and the CCRB.

\*\* When the Department keeps jurisdiction pursuant to Section 2 and does not impose any discipline on the officer, it is the equivalent of a category referred to as "Department Unable to Prosecute" (DUP). Cases are referred to as DUP when the department decides that it will not discipline an officer against whom the Board recommended discipline other than charges.

\*\*\* In some cases, the Department conducts its own investigation and prosecution prior to the completion of the CCRB's investigation. In those cases, the APU does not conduct a second prosecution.

† Under the Board's reconsideration process, an officer who has charges recommended as the penalty for a substantiated allegation may have the recommended penalty changed to something other than charges or have the disposition changed to something other than substantiated. In those cases, the APU ceases its prosecution.

# NYPD Discipline

Under the New York City Charter, the Police Commissioner makes the final decision regarding discipline and the outcome of disciplinary trials.

The first chart reflects NYPD-imposed discipline for cases brought by the APU (Charges).

The chart on the following page reflects cases referred to the Police Commissioner where the Board recommended Command Discipline, Formalized Training or Instructions.

**Figure 49: NYPD Discipline Imposed for Adjudicated APU Cases**

Discipline*	January 2020	YTD 2020
Terminated	0	0
Suspension for or loss of vacation time of 31 or more days and/or Dismissal Probation	0	0
Suspension for or loss of vacation time of 21 to 30 days	0	0
Suspension for or loss of vacation time of 11 to 20 days	0	0
Suspension for or loss of vacation time of 1 to 10 days	0	0
Command Discipline B	0	0
Command Discipline A	2	2
Formalized Training**	0	0
Instructions***	0	0
Warned & Admonished/Reprimanded	0	0
<b>Disciplinary Action† Total</b>	<b>2</b>	<b>2</b>
No Disciplinary Action†	0	0
<b>Adjudicated Total</b>	<b>2</b>	<b>2</b>
<b>Discipline Rate</b>	<b>100%</b>	<b>100%</b>
Not Adjudicated† Total	0	0
<b>Total Closures</b>	<b>2</b>	<b>2</b>

\*Where more than one penalty is imposed on a respondent, it is reported under the more severe penalty.

\*\* Formalized training is conducted by the Police Academy, the NYPD Legal Bureau, or other NYPD Unit.

\*\*\* Instructions are conducted at the command level.

† The case closure types that define the "Disciplinary Action", "No Disciplinary Action" and "Not Adjudicated" categories are listed in Figure 43 on the previous page.

**Figure 50: NYPD Discipline Imposed for Non-APU Cases**

<b>Disposition</b>	<b>Disposition Type*</b>	<b>January 2020</b>	<b>YTD 2020</b>
Disciplinary Action	Terminated	0	0
	Suspension for or loss of vacation time of 31 or more days and/or Dismissal Probation	0	0
	Suspension for or loss of vacation time of 21 to 30 days	0	0
	Suspension for or loss of vacation time of 11 to 20 days	0	0
	Suspension for or loss of vacation time of 1 to 10 days	0	0
	Command Discipline B	7	7
	Command Discipline A	7	7
	Formalized Training**	6	6
	Instructions***	5	5
	Warned & admonished/Reprimanded	0	0
	<b>Total</b>	<b>25</b>	<b>25</b>
No Disciplinary Action	Filed ††	0	0
	SOL Expired	0	0
	Department Unable to Prosecute†††	2	2
	No Finding ††††	2	2
	<b>Total</b>	<b>4</b>	<b>4</b>
	<b>Discipline Rate</b>	<b>86%</b>	<b>86%</b>
	<b>DUP Rate</b>	<b>7%</b>	<b>7%</b>

\*Where the respondent is found guilty of charges, and the penalty imposed would fall into more than one of the above listed categories, it is reported under the more severe penalty.

\*\* Formalized training is conducted by the Police Academy, the NYPD Legal Bureau, or other NYPD Unit.

\*\*\* Instructions are conducted at the command level.

† Trial outcomes in non-APU cases typically involve MOS who turned down command discipline, prompting the police department to proceed with charges.

†† "Filed" is a term used when the police department is not required to take action against the subject officer because the officer has resigned or retired from the department, or has been terminated.

††† When the department decides that it will not discipline an officer against whom the Board recommended discipline other than charges, those cases are referred to as "Department Unable to Prosecute," or DUP.

†††† "No Finding" refers to cases which the department reports as "Administratively Closed."

**Figure 51: NYPD Discipline Imposed for Allegations - Non-APU Cases (January 2020)**

Board Disposition	FADO Type	Allegation	Precinct	Borough	NYPD Discipline
Substantiated (Command Lvl Instructions)	A	Failure to provide RTKA card	5	Manhattan	Instructions
Substantiated (Command Lvl Instructions)	A	Failure to provide RTKA card	5	Manhattan	Instructions
Substantiated (Command Discipline A)	A	Forcible Removal to Hospital	18	Manhattan	Command Discipline A
Substantiated (Command Discipline A)	A	Retaliatory arrest	26	Manhattan	Command Discipline A
Substantiated (Command Discipline A)	A	Retaliatory arrest	26	Manhattan	Command Discipline A
Substantiated (Command Discipline A)	A	Retaliatory arrest	26	Manhattan	Command Discipline A
Substantiated (Command Discipline A)	A	Retaliatory arrest	26	Manhattan	Command Discipline A
Substantiated (Command Discipline A)	A	Retaliatory arrest	26	Manhattan	Command Discipline A
Substantiated (Command Discipline A)	A	Retaliatory arrest	26	Manhattan	Command Discipline A
Substantiated (Formalized Training)	A	Other	30	Manhattan	Formalized Training
Substantiated (Command Discipline B)	F	Physical force	34	Manhattan	Command Discipline B
Substantiated (Command Discipline B)	D	Word	34	Manhattan	Command Discipline B
Substantiated (Formalized Training)	A	Entry of Premises	42	Bronx	Instructions
Substantiated (Formalized Training)	A	Entry of Premises	42	Bronx	Instructions
Substantiated (Formalized Training)	A	Threat to damage/seize property	42	Bronx	Instructions
Substantiated (Formalized Training)	A	Threat to damage/seize property	42	Bronx	Instructions
Substantiated (Formalized Training)	A	Other	42	Bronx	Instructions
Substantiated (Formalized Training)	A	Other	42	Bronx	Instructions
Substantiated (Formalized Training)	A	Other	42	Bronx	Instructions
Substantiated (Formalized Training)	A	Other	42	Bronx	Instructions
Substantiated (Formalized Training)	A	Other	42	Bronx	Instructions
Substantiated (Formalized Training)	A	Other	42	Bronx	Instructions
Substantiated (Formalized Training)	A	Other	42	Bronx	Instructions
Substantiated (Command Discipline A)	D	Word	44	Bronx	Command Discipline A
Substantiated (Command Discipline B)	D	Word	46	Bronx	No Discipline
Substantiated (Command Discipline A)	D	Word	46	Bronx	Command Discipline A
Substantiated (Command Discipline B)	D	Action	46	Bronx	Command Discipline B
Substantiated (Command Discipline B)	A	Body Cavity Searches	46	Bronx	Command Discipline A
Substantiated (Command Lvl Instructions)	A	Threat of arrest	49	Bronx	No Discipline
Substantiated (Formalized Training)	A	Refusal to process civilian complaint	63	Brooklyn	Command Discipline A
Substantiated (Command Lvl Instructions)	D	Word	63	Brooklyn	No Discipline

<b>Board Disposition</b>	<b>FADO Type</b>	<b>Allegation</b>	<b>Precinct</b>	<b>Borough</b>	<b>NYPD Discipline</b>
Substantiated (Command Discipline B)	F	Physical force	71	Brooklyn	Command Discipline B
Substantiated (Formalized Training)	A	Retaliatory arrest	71	Brooklyn	Formalized Training
Substantiated (Formalized Training)	F	Gun Pointed	73	Brooklyn	Formalized Training
Substantiated (Formalized Training)	A	Vehicle stop	73	Brooklyn	Formalized Training
Substantiated (Command Discipline B)	A	Threat of summons	78	Brooklyn	Command Discipline B
Substantiated (Command Discipline A)	A	Retaliatory summons	78	Brooklyn	Command Discipline A
Substantiated (Command Discipline B)	A	Refusal to obtain medical treatment	79	Brooklyn	Command Discipline B
Substantiated (Command Discipline B)	A	Refusal to obtain medical treatment	79	Brooklyn	Command Discipline B
Substantiated (Command Discipline B)	A	Refusal to obtain medical treatment	79	Brooklyn	Command Discipline B
Substantiated (Command Discipline B)	A	Refusal to obtain medical treatment	79	Brooklyn	Command Discipline B
Substantiated (Formalized Training)	A	Frisk	81	Brooklyn	Formalized Training
Substantiated (Formalized Training)	A	Search (of person)	81	Brooklyn	Formalized Training
Substantiated (Formalized Training)	A	Frisk	90	Brooklyn	Formalized Training
Substantiated (Command Lvl Instructions)	A	Failure to provide RTKA card	90	Brooklyn	Instructions
Substantiated (Formalized Training)	D	Word	102	Queens	No Discipline
Substantiated (Command Discipline B)	A	Vehicle stop	103	Queens	Command Discipline B
Substantiated (Command Discipline B)	A	Vehicle search	103	Queens	Command Discipline B
Substantiated (Command Lvl Instructions)	A	Threat to damage/seize property	108	Queens	Formalized Training
Substantiated (Command Lvl Instructions)	A	Refusal to provide shield number	108	Queens	Formalized Training

**Figure 52: NYPD Discipline Imposed for Allegations - APU Adjudicated Cases (January 2020)**

<b>Board Disposition</b>	<b>FADO Type</b>	<b>Allegation</b>	<b>Precinct</b>	<b>Borough</b>	<b>NYPD Discipline</b>
Substantiated (Charges)	A	Frisk	48	Bronx	Command Discipline A
Substantiated (Charges)	A	Frisk	48	Bronx	Command Discipline A
Substantiated (Charges)	A	Search (of person)	48	Bronx	Command Discipline A

# Appendix

Over the years, the CCRB has made many types of data publicly available. In reorganizing the Monthly Report, we do not intend to remove any valuable information from the public domain. However, the Agency believes that some information is essential to place in the main body of the Monthly Report, while more granular charts and figures are better suited to the Appendix. We welcome you to contact the CCRB at [www.nyc.gov](http://www.nyc.gov) or 212-912-7235 if you are having difficulty finding information on CCRB data that was formerly available.

**Figure 53: CCRB Open Docket - Age of CCRB Cases Based On Incident Date**

	January 2020		December 2019		Change	% Change
	Count	% of Total	Count	% of Total		
Cases 0-4 Months	1172	53.1%	1261	57.1%	-89	-7.1%
Cases 5-7 Months	555	25.1%	528	23.9%	27	5.1%
Cases 8 Months	108	4.9%	113	5.1%	-5	-4.4%
Cases 9 Months	98	4.4%	78	3.5%	20	25.6%
Cases 10 Months	70	3.2%	44	2.0%	26	59.1%
Cases 11 Months	43	1.9%	56	2.5%	-13	-23.2%
Cases 12 Months	52	2.4%	28	1.3%	24	85.7%
Cases 13 Months	27	1.2%	27	1.2%	0	0.0%
Cases 14 Months	24	1.1%	20	0.9%	4	20.0%
Cases 15 Months	17	0.8%	16	0.7%	1	6.3%
Cases 16 Months	10	0.5%	9	0.4%	1	11.1%
Cases 17 Months	6	0.3%	6	0.3%	0	0.0%
Cases 18 Months	4	0.2%	3	0.1%	1	33.3%
Cases Over 18 Months	23	1.0%	21	1.0%	2	9.5%
NA	0	0.0%	0	0.0%	0	NA
<b>Total</b>	<b>2209</b>	<b>100.0%</b>	<b>2210</b>	<b>100.0%</b>	<b>-1</b>	<b>0.0%</b>

**Figure 54: CCRB Open Docket - Age of CCRB Cases Based On CCRB Received Date**

	January 2020		December 2019		Change	% Change
	Count	% of Total	Count	% of Total		
Cases 0-4 Months	1307	59.2%	1411	63.8%	-104	-7.4%
Cases 5-7 Months	538	24.4%	496	22.4%	42	8.5%
Cases 8 Months	110	5.0%	89	4.0%	21	23.6%
Cases 9 Months	74	3.3%	62	2.8%	12	19.4%
Cases 10 Months	52	2.4%	41	1.9%	11	26.8%
Cases 11 Months	39	1.8%	35	1.6%	4	11.4%
Cases 12 Months	29	1.3%	20	0.9%	9	45.0%
Cases 13 Months	20	0.9%	24	1.1%	-4	-16.7%
Cases 14 Months	18	0.8%	15	0.7%	3	20.0%
Cases 15 Months	13	0.6%	5	0.2%	8	160.0%
Cases 16 Months	2	0.1%	4	0.2%	-2	-50.0%
Cases 17 Months	2	0.1%	1	0.0%	1	100.0%
Cases 18 Months	0	0.0%	0	0.0%	0	NA
Cases Over 18 Months	5	0.2%	7	0.3%	-2	-28.6%
NA	0	0.0%	0	0.0%	0	NA
<b>Total</b>	<b>2209</b>	<b>100.0%</b>	<b>2210</b>	<b>100.0%</b>	<b>-1</b>	<b>0.0%</b>



**Figure 55: CCRB Investigations Docket - Age of CCRB Cases Based On Incident Date**

	January 2020		December 2019		Change	% Change
	Count	% of Total	Count	% of Total		
Cases 0-4 Months	668	55.5%	710	57.0%	-42	-5.9%
Cases 5-7 Months	259	21.5%	270	21.7%	-11	-4.1%
Cases 8 Months	61	5.1%	66	5.3%	-5	-7.6%
Cases 9 Months	55	4.6%	55	4.4%	0	0.0%
Cases 10 Months	47	3.9%	29	2.3%	18	62.1%
Cases 11 Months	25	2.1%	34	2.7%	-9	-26.5%
Cases 12 Months	29	2.4%	22	1.8%	7	31.8%
Cases 13 Months	21	1.7%	16	1.3%	5	31.3%
Cases 14 Months	13	1.1%	10	0.8%	3	30.0%
Cases 15 Months	4	0.3%	8	0.6%	-4	-50.0%
Cases 16 Months	3	0.2%	3	0.2%	0	0.0%
Cases 17 Months	1	0.1%	3	0.2%	-2	-66.7%
Cases 18 Months	4	0.3%	2	0.2%	2	100.0%
Cases Over 18 Months	14	1.2%	18	1.4%	-4	-22.2%
NA	0	0.0%	0	0.0%	0	NA
<b>Total</b>	<b>1204</b>	<b>100.0%</b>	<b>1246</b>	<b>100.0%</b>	<b>-42</b>	<b>-3.4%</b>

**Figure 56: CCRB DA Hold Docket - Age of CCRB Cases Based On Incident Date**

	January 2020	
	Count	% of Total
Cases 0-4 Months	0	0.0%
Cases 5-7 Months	1	33.3%
Cases 8 Months	0	0.0%
Cases 9 Months	1	33.3%
Cases 10 Months	0	0.0%
Cases 11 Months	0	0.0%
Cases 12 Months	0	0.0%
Cases 13 Months	0	0.0%
Cases 14 Months	0	0.0%
Cases 15 Months	0	0.0%
Cases 16 Months	0	0.0%
Cases 17 Months	1	33.3%
Cases 18 Months	0	0.0%
Cases Over 18 Months	0	0.0%
NA	0	0.0%
<b>Total</b>	<b>3</b>	<b>100.0%</b>

**Figure 57: Disposition of Force Allegations (YTD 2020)**

Force Allegation	Substantiated		Exonerated		Unsubstantiated		Unfounded		Officer Unidentified		Miscellaneous	
	Count	%	Count	%	Count	%	Count	%	Count	%	Count	%
Gun Pointed	0	0%	2	50%	2	50%	0	0%	0	0%	0	0%
Gun fired	0	0.0%	0	0.0%	0	0.0%	0	0.0%	0	0.0%	0	0.0%
Nightstick as club (incl asp & baton)	0	0.0%	0	0.0%	0	0.0%	0	0.0%	0	0.0%	0	0.0%
Gun as club	0	0.0%	0	0.0%	0	0.0%	0	0.0%	0	0.0%	0	0.0%
Radio as club	0	0.0%	0	0.0%	0	0.0%	0	0.0%	0	0.0%	0	0.0%
Flashlight as club	0	0.0%	0	0.0%	0	0.0%	0	0.0%	0	0.0%	0	0.0%
Police shield	0	0.0%	0	0.0%	0	0.0%	0	0.0%	0	0.0%	0	0.0%
Vehicle	0	0.0%	0	0.0%	0	0.0%	0	0.0%	0	0.0%	0	0.0%
Other blunt instrument as a club	0	0.0%	0	0.0%	0	0.0%	0	0.0%	0	0.0%	0	0.0%
Hit against inanimate object	0	0%	0	0%	4	66.7%	2	33.3%	0	0%	0	0%
Chokehold	0	0%	0	0%	0	0%	1	50%	1	50%	0	0%
Pepper spray	0	0%	0	0%	5	100%	0	0%	0	0%	0	0%
Physical force	2	2.6%	38	48.7%	17	21.8%	14	17.9%	7	9%	0	0%
Handcuffs too tight	0	0.0%	0	0.0%	0	0.0%	0	0.0%	0	0.0%	0	0.0%
Nonlethal restraining device	0	0%	1	50%	0	0%	1	50%	0	0%	0	0%
Animal	0	0.0%	0	0.0%	0	0.0%	0	0.0%	0	0.0%	0	0.0%
Other	0	0%	0	0%	0	0%	1	100%	0	0%	0	0%
Restricted Breathing	0	0%	0	0%	2	66.7%	0	0%	1	33.3%	0	0%
<b>Total</b>	<b>2</b>	<b>2%</b>	<b>41</b>	<b>40.6%</b>	<b>30</b>	<b>29.7%</b>	<b>19</b>	<b>18.8%</b>	<b>9</b>	<b>8.9%</b>	<b>0</b>	<b>0%</b>

**Figure 58: Disposition of Abuse of Authority Allegations (YTD 2020)**

Abuse of Authority Allegation	Substantiated		Exonerated		Unsubstantiated		Unfounded		Officer Unidentified		Miscellaneous	
	Count	%	Count	%	Count	%	Count	%	Count	%	Count	%
Gun Drawn	0	0%	2	100%	0	0%	0	0%	0	0%	0	0%
Entry of Premises	6	18.8%	21	65.6%	5	15.6%	0	0%	0	0%	0	0%
Strip-searched	0	0%	0	0%	3	100%	0	0%	0	0%	0	0%
Vehicle stop	0	0%	11	64.7%	6	35.3%	0	0%	0	0%	0	0%
Vehicle search	4	25%	6	37.5%	5	31.2%	0	0%	1	6.2%	0	0%
Threat of summons	0	0%	3	75%	1	25%	0	0%	0	0%	0	0%
Threat of arrest	3	11.5%	13	50%	6	23.1%	3	11.5%	1	3.8%	0	0%
Threat to notify ACS	0	0%	0	0%	0	0%	0	0%	1	100%	0	0%
Threat of force (verbal or physical)	1	9.1%	3	27.3%	4	36.4%	3	27.3%	0	0%	0	0%
Threat to damage/seize property	0	0%	2	50%	2	50%	0	0%	0	0%	0	0%
Property damaged	1	25%	1	25%	1	25%	0	0%	1	25%	0	0%
Refusal to process civilian complaint	1	50%	0	0%	0	0%	0	0%	1	50%	0	0%
Retaliatory arrest	6	100%	0	0%	0	0%	0	0%	0	0%	0	0%
Retaliatory summons	0	0.0%	0	0.0%	0	0.0%	0	0.0%	0	0.0%	0	0.0%
Refusal to obtain medical treatment	1	20%	0	0%	1	20%	2	40%	1	20%	0	0%
Improper dissemination of medical info	0	0.0%	0	0.0%	0	0.0%	0	0.0%	0	0.0%	0	0.0%
Other	0	0.0%	0	0.0%	0	0.0%	0	0.0%	0	0.0%	0	0.0%
Seizure of property	0	0%	3	75%	1	25%	0	0%	0	0%	0	0%
Refusal to show search warrant	0	0%	1	33.3%	2	66.7%	0	0%	0	0%	0	0%
Frisk	4	30.8%	3	23.1%	4	30.8%	0	0%	2	15.4%	0	0%
Search (of person)	1	11.1%	1	11.1%	5	55.6%	0	0%	2	22.2%	0	0%
Stop	0	0%	3	33.3%	5	55.6%	0	0%	1	11.1%	0	0%
Question	0	0%	5	50%	4	40%	0	0%	1	10%	0	0%
Refusal to show arrest warrant	0	0%	1	100%	0	0%	0	0%	0	0%	0	0%
Interference with recording	2	25%	3	37.5%	1	12.5%	2	25%	0	0%	0	0%
Search of recording device	0	0%	0	0%	2	100%	0	0%	0	0%	0	0%
Electronic device information deletion	0	0%	0	0%	1	100%	0	0%	0	0%	0	0%
Forcible Removal to Hospital	0	0%	18	90%	1	5%	1	5%	0	0%	0	0%
Threat re: removal to hospital	0	0.0%	0	0.0%	0	0.0%	0	0.0%	0	0.0%	0	0.0%

Threat re: immigration status	0	0.0%	0	0.0%	0	0.0%	0	0.0%	0	0.0%	0	0.0%
Disseminated immigration status	0	0.0%	0	0.0%	0	0.0%	0	0.0%	0	0.0%	0	0.0%
Questioned immigration status	0	0%	0	0%	0	0%	2	100%	0	0%	0	0%
Search of Premises	3	13%	12	52.2%	6	26.1%	1	4.3%	1	4.3%	0	0%
Sex Miscon (Sexual Harassment, Verbal)	0	0.0%	0	0.0%	0	0.0%	0	0.0%	0	0.0%	0	0.0%
Sex Miscon (Sexual Harassment, Gesture)	0	0.0%	0	0.0%	0	0.0%	0	0.0%	0	0.0%	0	0.0%
Sexual Misconduct (Sexual Humiliation)	3	75%	0	0%	0	0%	1	25%	0	0%	0	0%
Sex Miscon (Sexual/Romantic Proposition)	0	0%	0	0%	0	0%	0	0%	1	100%	0	0%
Sex Miscon (Sexually Motivated Arrest)	0	0.0%	0	0.0%	0	0.0%	0	0.0%	0	0.0%	0	0.0%
Sex Miscon (Sexually Motivated Stop)	0	0.0%	0	0.0%	0	0.0%	0	0.0%	0	0.0%	0	0.0%
Sex Miscon (Sexually Motivated Frisk)	0	0.0%	0	0.0%	0	0.0%	0	0.0%	0	0.0%	0	0.0%
Sex Miscon (Sexually Motivated Search)	0	0.0%	0	0.0%	0	0.0%	0	0.0%	0	0.0%	0	0.0%
Sex Miscon (Sexually Motiv Strip-Search)	0	0.0%	0	0.0%	0	0.0%	0	0.0%	0	0.0%	0	0.0%
Sex Miscon (Sexually Motiv Vehicle Stop)	0	0.0%	0	0.0%	0	0.0%	0	0.0%	0	0.0%	0	0.0%
Sex Miscon (Sexually Motiv Photo/Video)	0	0.0%	0	0.0%	0	0.0%	0	0.0%	0	0.0%	0	0.0%
Sex Miscon (Sexually Motivated Summons)	0	0.0%	0	0.0%	0	0.0%	0	0.0%	0	0.0%	0	0.0%
Photography/Videography	0	0%	0	0%	1	50%	0	0%	1	50%	0	0%
Body Cavity Searches	0	0%	0	0%	1	33.3%	2	66.7%	0	0%	0	0%
Refusal to provide name	2	22.2%	0	0%	4	44.4%	3	33.3%	0	0%	0	0%
Refusal to provide shield number	3	20%	0	0%	8	53.3%	2	13.3%	2	13.3%	0	0%
Failure to provide RTKA card	9	90%	0	0%	1	10%	0	0%	0	0%	0	0%
Failed to Obtain Language Interpretation	1	100%	0	0%	0	0%	0	0%	0	0%	0	0%
<b>Total</b>	<b>51</b>	<b>18%</b>	<b>112</b>	<b>39.6%</b>	<b>81</b>	<b>28.6%</b>	<b>22</b>	<b>7.8%</b>	<b>17</b>	<b>6%</b>	<b>0</b>	<b>0%</b>

**Figure 59: Disposition of Discourtesy Allegations (YTD 2020)**

Discourtesy Allegation	Substantiated		Exonerated		Unsubstantiated		Unfounded		Officer Unidentified		Miscellaneous	
	Count	%	Count	%	Count	%	Count	%	Count	%	Count	%
Word	11	22%	9	18%	19	38%	4	8%	7	14%	0	0%
Gesture	0	0.0%	0	0.0%	0	0.0%	0	0.0%	0	0.0%	0	0.0%
Demeanor/tone	0	0%	0	0%	1	100%	0	0%	0	0%	0	0%
Action	0	0%	0	0%	2	50%	2	50%	0	0%	0	0%
Other	0	0.0%	0	0.0%	0	0.0%	0	0.0%	0	0.0%	0	0.0%
<b>Total</b>	<b>11</b>	<b>20%</b>	<b>9</b>	<b>16.4%</b>	<b>22</b>	<b>40%</b>	<b>6</b>	<b>10.9%</b>	<b>7</b>	<b>12.7%</b>	<b>0</b>	<b>0%</b>

**Figure 60: Disposition of Offensive Language Allegations (YTD 2020)**

Offensive Language Allegation	Substantiated		Exonerated		Unsubstantiated		Unfounded		Officer Unidentified		Miscellaneous	
	Count	%	Count	%	Count	%	Count	%	Count	%	Count	%
Race	0	0%	0	0%	1	100%	0	0%	0	0%	0	0%
Ethnicity	1	100%	0	0%	0	0%	0	0%	0	0%	0	0%
Religion	0	0.0%	0	0.0%	0	0.0%	0	0.0%	0	0.0%	0	0.0%
Sexual orientation	0	0%	0	0%	0	0%	1	100%	0	0%	0	0%
Physical disability	1	50%	0	0%	0	0%	0	0%	1	50%	0	0%
Other	0	0.0%	0	0.0%	0	0.0%	0	0.0%	0	0.0%	0	0.0%
Gender Identity	0	0.0%	0	0.0%	0	0.0%	0	0.0%	0	0.0%	0	0.0%
Gender	1	25%	0	0%	1	25%	2	50%	0	0%	0	0%
<b>Total</b>	<b>3</b>	<b>33.3%</b>	<b>0</b>	<b>0%</b>	<b>2</b>	<b>22.2%</b>	<b>3</b>	<b>33.3%</b>	<b>1</b>	<b>11.1%</b>	<b>0</b>	<b>0%</b>

**Figure 61: Administrative Prosecutions Unit Open Docket (January 2020)**

<b>Case Stage</b>	<b>Cases</b>	<b>Percent</b>
Case Off Calendar - Subsequent Appearance Pending	0	0%
Trial commenced	0	0%
Awaiting filing of charges	10	11%
Charges filed, awaiting service	27	29%
Charges served, CORD/SoEH/DCS pending	43	46%
Charges served, Conference Date Requested	2	2%
Calendared for court appearance	6	6%
Trial scheduled	4	4%
Plea agreed - paperwork pending	2	2%
<b>Total</b>	<b>94</b>	<b>100%</b>

CORD is the CO's Report on MOS facing discipline.  
 SoEH is the Summary of Employment History.  
 DCS is the Disciplinary Cover Sheet.

**Figure 62: Administrative Prosecutions Unit Cases Awaiting Final Disposition (January 2020)**

<b>Case Stage</b>	<b>Cases</b>	<b>Percent</b>
Disposition modified, awaiting final disp.	0	0%
Plea filed - awaiting approval by PC	9	29%
Verdict rendered - awaiting approval by PC	18	58%
Verdict rendered - Fogel response due	0	0%
Trial completed, awaiting verdict	4	13%
<b>Total</b>	<b>31</b>	<b>100%</b>

A Fogel response is a letter to the Trial Commissioner with comments from the CCRB on the Trial Commissioner's report and recommendation.



Figure 63: Officers With CCRB Complaints Closed in 2020 by Command

Patrol Services Bureau	Substantiated MOS Jan 2020	Substantiated MOS YTD 2020	Total MOS Jan 2020	Total MOS YTD 2020
Patrol Borough Manhattan South Total	1	1	17	17
Patrol Borough Manhattan North Total	0	0	24	24
Patrol Borough Bronx Total	4	4	51	51
Patrol Borough Brooklyn South Total	4	4	51	51
Patrol Borough Brooklyn North Total	10	10	54	54
Patrol Borough Queens South Total	1	1	24	24
Patrol Borough Queens North Total	4	4	20	20
Patrol Borough Staten Island Total	3	3	11	11
Special Operations Division Total	0	0	0	0
Other Patrol Services Bureau Commands Total	0	0	0	0
<b>Total</b>	<b>27</b>	<b>27</b>	<b>252</b>	<b>252</b>
<b>Other Bureaus</b>				
Traffic Control Division Total	0	0	1	1
Transit Bureau Total	1	1	29	29
Housing Bureau Total	2	2	28	28
Organized Crime Control Bureau Total	0	0	10	10
Detective Bureau Total	1	1	9	9
Other Bureaus Total	1	1	15	15
<b>Total</b>	<b>5</b>	<b>5</b>	<b>92</b>	<b>92</b>
<b>Other Commands</b>				
Deputy Commissioners and Miscellaneous Commands Total	1	1	3	3
Undetermined	1	1	12	12
<b>Total</b>	<b>34</b>	<b>34</b>	<b>359</b>	<b>359</b>

Table shows MOS command as recorded at the time of complaint.

**Figure 64A: Officers With CCRB Complaints Closed in 2020 by Command - Patrol Borough Manhattan South**

<b>Manhattan South</b>	<b>Substantiated MOS Jan 2020</b>	<b>Substantiated MOS YTD 2020</b>	<b>Total MOS Jan 2020</b>	<b>Total MOS YTD 2020</b>
001 Precinct	0	0	1	1
005 Precinct	0	0	1	1
006 Precinct	0	0	2	2
007 Precinct	0	0	0	0
009 Precinct	1	1	4	4
010 Precinct	0	0	1	1
013 Precinct	0	0	1	1
Midtown South Precinct	0	0	5	5
017 Precinct	0	0	0	0
Midtown North Precinct	0	0	2	2
<b>Precincts Total</b>	<b>1</b>	<b>1</b>	<b>17</b>	<b>17</b>
Patrol Borough Manhattan South Task Force	0	0	0	0
Patrol Borough Manhattan South HQ	0	0	0	0
Patrol Borough Manhattan South Anti-Crime Unit	0	0	0	0
<b>Patrol Borough Manhattan South Total</b>	<b>1</b>	<b>1</b>	<b>17</b>	<b>17</b>

Table shows MOS command as recorded at the time of complaint.

**Figure 64B: Officers With CCRB Complaints Closed in 2020 by Command - Patrol Borough Manhattan North**

<b>Manhattan North</b>	<b>Substantiated MOS Jan 2020</b>	<b>Substantiated MOS YTD 2020</b>	<b>Total MOS Jan 2020</b>	<b>Total MOS YTD 2020</b>
019 Precinct	0	0	5	5
020 Precinct	0	0	0	0
023 Precinct	0	0	0	0
024 Precinct	0	0	3	3
025 Precinct	0	0	1	1
026 Precinct	0	0	3	3
Central Park Precinct	0	0	2	2
028 Precinct	0	0	3	3
030 Precinct	0	0	1	1
032 Precinct	0	0	2	2
033 Precinct	0	0	1	1
034 Precinct	0	0	3	3
<b>Precincts Total</b>	<b>0</b>	<b>0</b>	<b>24</b>	<b>24</b>
Patrol Borough Manhattan North Task Force	0	0	0	0
Patrol Borough Manhattan North HQ	0	0	0	0
Patrol Borough Manhattan North Anti-Crime Unit	0	0	0	0
Manhattan North Impact Response Team	0	0	0	0
<b>Patrol Borough Manhattan North Total</b>	<b>0</b>	<b>0</b>	<b>24</b>	<b>24</b>

Table shows MOS command as recorded at the time of complaint.

**Figure 64C: Officers With CCRB Complaints Closed in 2020 by Command - Patrol Borough Bronx**

<b>Bronx</b>	<b>Substantiated MOS Jan 2020</b>	<b>Substantiated MOS YTD 2020</b>	<b>Total MOS Jan 2020</b>	<b>Total MOS YTD 2020</b>
040 Precinct	0	0	6	6
041 Precinct	0	0	1	1
042 Precinct	0	0	0	0
043 Precinct	1	1	5	5
044 Precinct	2	2	18	18
045 Precinct	0	0	4	4
046 Precinct	1	1	3	3
047 Precinct	0	0	4	4
048 Precinct	0	0	3	3
049 Precinct	0	0	3	3
050 Precinct	0	0	0	0
052 Precinct	0	0	4	4
<b>Precincts Total</b>	<b>4</b>	<b>4</b>	<b>51</b>	<b>51</b>
Patrol Borough Bronx Task Force	0	0	0	0
Patrol Borough Bronx HQ	0	0	0	0
Patrol Borough Bronx Anti-Crime Unit	0	0	0	0
Bronx Impact Response Team	0	0	0	0
<b>Patrol Borough Bronx Total</b>	<b>4</b>	<b>4</b>	<b>51</b>	<b>51</b>

Table shows MOS command as recorded at the time of complaint.

Figure 64D: Officers With CCRB Complaints Closed in 2020 by Command - Patrol Borough Brooklyn South

Brooklyn South	Substantiated MOS Jan 2020	Substantiated MOS YTD 2020	Total MOS Jan 2020	Total MOS YTD 2020
060 Precinct	0	0	0	0
061 Precinct	0	0	2	2
062 Precinct	1	1	2	2
063 Precinct	0	0	2	2
066 Precinct	0	0	6	6
067 Precinct	0	0	9	9
068 Precinct	0	0	2	2
069 Precinct	0	0	3	3
070 Precinct	3	3	14	14
071 Precinct	0	0	2	2
072 Precinct	0	0	5	5
076 Precinct	0	0	3	3
078 Precinct	0	0	0	0
<b>Precincts Total</b>	<b>4</b>	<b>4</b>	<b>50</b>	<b>50</b>
Patrol Borough Brooklyn South Task Force	0	0	1	1
Patrol Borough Brooklyn South HQ	0	0	0	0
Patrol Borough Brooklyn South Anti-Crime Unit	0	0	0	0
Brooklyn South Impact Response Team	0	0	0	0
<b>Patrol Borough Brooklyn South Total</b>	<b>4</b>	<b>4</b>	<b>51</b>	<b>51</b>

Table shows MOS command as recorded at the time of complaint.

**Figure 64E: Officers With CCRB Complaints Closed in 2020 by Command - Patrol Borough Brooklyn North**

<b>Brooklyn North</b>	<b>Substantiated MOS Jan 2020</b>	<b>Substantiated MOS YTD 2020</b>	<b>Total MOS Jan 2020</b>	<b>Total MOS YTD 2020</b>
073 Precinct	3	3	13	13
075 Precinct	4	4	10	10
077 Precinct	0	0	5	5
079 Precinct	0	0	6	6
081 Precinct	1	1	1	1
083 Precinct	0	0	5	5
084 Precinct	0	0	3	3
088 Precinct	0	0	0	0
090 Precinct	2	2	11	11
094 Precinct	0	0	0	0
<b>Precincts Total</b>	<b>10</b>	<b>10</b>	<b>54</b>	<b>54</b>
Patrol Borough Brooklyn North Task Force	0	0	0	0
Patrol Borough Brooklyn North HQ	0	0	0	0
Patrol Borough Brooklyn North Anti-Crime Unit	0	0	0	0
Brooklyn North Impact Response Team	0	0	0	0
<b>Patrol Borough Brooklyn North Total</b>	<b>10</b>	<b>10</b>	<b>54</b>	<b>54</b>

Table shows MOS command as recorded at the time of complaint.

**Figure 64F: Officers With CCRB Complaints Closed in 2020 by Command - Patrol Borough Queens South**

<b>Queens South</b>	<b>Substantiated MOS Jan 2020</b>	<b>Substantiated MOS YTD 2020</b>	<b>Total MOS Jan 2020</b>	<b>Total MOS YTD 2020</b>
100 Precinct	0	0	1	1
101 Precinct	0	0	3	3
102 Precinct	0	0	1	1
103 Precinct	1	1	6	6
105 Precinct	0	0	2	2
106 Precinct	0	0	2	2
107 Precinct	0	0	0	0
113 Precinct	0	0	4	4
<b>Precincts Total</b>	<b>1</b>	<b>1</b>	<b>19</b>	<b>19</b>
Patrol Borough Queens South Task Force	0	0	3	3
Patrol Borough Queens South HQ	0	0	0	0
Patrol Borough Queens South Anti-Crime Unit	0	0	2	2
Queens South Impact Response Team	0	0	0	0
<b>Patrol Borough Queens South Total</b>	<b>1</b>	<b>1</b>	<b>24</b>	<b>24</b>

Table shows MOS command as recorded at the time of complaint.

**Figure 64G: Officers With CCRB Complaints Closed in 2020 by Command - Patrol Borough Queens North**

<b>Queens North</b>	<b>Substantiated MOS Jan 2020</b>	<b>Substantiated MOS YTD 2020</b>	<b>Total MOS Jan 2020</b>	<b>Total MOS YTD 2020</b>
104 Precinct	0	0	2	2
108 Precinct	0	0	1	1
109 Precinct	0	0	1	1
110 Precinct	0	0	3	3
111 Precinct	0	0	0	0
112 Precinct	0	0	1	1
114 Precinct	0	0	1	1
115 Precinct	4	4	10	10
<b>Precincts Total</b>	<b>4</b>	<b>4</b>	<b>19</b>	<b>19</b>
Patrol Borough Queens North Task Force	0	0	0	0
Patrol Borough Queens North HQ	0	0	1	1
Patrol Borough Queens North Anti-Crime Unit	0	0	0	0
<b>Patrol Borough Queens North Total</b>	<b>4</b>	<b>4</b>	<b>20</b>	<b>20</b>

Table shows MOS command as recorded at the time of complaint.



**Figure 64H: Officers With CCRB Complaints Closed in 2020 by Command - Patrol Borough Staten Island**

<b>Staten Island</b>	<b>Substantiated MOS Jan 2020</b>	<b>Substantiated MOS YTD 2020</b>	<b>Total MOS Jan 2020</b>	<b>Total MOS YTD 2020</b>
120 Precinct	3	3	9	9
122 Precinct	0	0	0	0
123 Precinct	0	0	0	0
121 Precinct	0	0	1	1
<b>Precincts Total</b>	<b>3</b>	<b>3</b>	<b>10</b>	<b>10</b>
Patrol Borough Staten Island Task Force	0	0	0	0
Patrol Borough Staten Island HQ	0	0	1	1
Patrol Borough Staten Island Anti-Crime Unit	0	0	0	0
Staten Island Housing Unit	0	0	0	0
Staten Island Court Section	0	0	0	0
Staten Island Impact Response Team	0	0	0	0
<b>Patrol Borough Staten Island Total</b>	<b>3</b>	<b>3</b>	<b>11</b>	<b>11</b>

Table shows MOS command as recorded at the time of complaint.

**Figure 64I: Officers With CCRB Complaints Closed in 2020 by Command - Special Operations Division**

<b>Special Operations</b>	<b>Substantiated MOS Jan 2020</b>	<b>Substantiated MOS YTD 2020</b>	<b>Total MOS Jan 2020</b>	<b>Total MOS YTD 2020</b>
Emergency Services Unit and Squads 1-10	0	0	0	0
Harbor Unit	0	0	0	0
Aviation Unit	0	0	0	0
Canine Team	0	0	0	0
Mounted Unit	0	0	0	0
2 SOD Strategic Response Group	0	0	0	0
Special Operations Division Headquarters	0	0	0	0
<b>Special Operations Division Total</b>	<b>0</b>	<b>0</b>	<b>0</b>	<b>0</b>

Table shows MOS command as recorded at the time of complaint.

**Figure 64J: Officers With CCRB Complaints Closed in 2020 by Command - Other Patrol Services Bureau Commands**

<b>Other Patrol Services Bureau Commands</b>	<b>Substantiated MOS Jan 2020</b>	<b>Substantiated MOS YTD 2020</b>	<b>Total MOS Jan 2020</b>	<b>Total MOS YTD 2020</b>
Chiefs Office	0	0	0	0
Special Operations Division Taxi Unit	0	0	0	0
<b>Other Patrol Services Bureau Commands Total</b>	<b>0</b>	<b>0</b>	<b>0</b>	<b>0</b>

Table shows MOS command as recorded at the time of complaint.

**Figure 64K: Officers With CCRB Complaints Closed in 2020 by Command - Traffic Control Division**

<b>Traffic Control Division</b>	<b>Substantiated MOS Jan 2020</b>	<b>Substantiated MOS YTD 2020</b>	<b>Total MOS Jan 2020</b>	<b>Total MOS YTD 2020</b>
Traffic Control Division - Headquarters Command	0	0	0	0
Manhattan Traffic Task Force	0	0	1	1
Brooklyn Traffic Task Force	0	0	0	0
Bronx Traffic Task Force	0	0	0	0
Queens Traffic Task Force	0	0	0	0
Surface Transportation Enforcement Division (STED)	0	0	0	0
Bus Unit	0	0	0	0
Traffic Control Parking Enforcement District	0	0	0	0
Traffic Control Tow Units	0	0	0	0
Traffic Control Summons Enforcement	0	0	0	0
Traffic Command Intersection Control	0	0	0	0
Traffic Control Intelligence Unit	0	0	0	0
Highway District	0	0	0	0
Highway Unit #1	0	0	0	0
Highway Unit #2	0	0	0	0
Highway Unit #3	0	0	0	0
Highway Unit #4	0	0	0	0
Highway Unit #5	0	0	0	0
Highway Safety Enforcement Unit	0	0	0	0
Movie and TV Unit	0	0	0	0
<b>Traffic Control Division Total</b>	<b>0</b>	<b>0</b>	<b>1</b>	<b>1</b>

Table shows MOS command as recorded at the time of complaint.

**Figure 64L: Officers With CCRB Complaints Closed in 2020 by Command - Transit Bureau**

<b>Transit Bureau</b>	<b>Substantiated MOS Jan 2020</b>	<b>Substantiated MOS YTD 2020</b>	<b>Total MOS Jan 2020</b>	<b>Total MOS YTD 2020</b>
Transit Bureau Headquarters	0	0	0	0
Transit Bureau Authority Liaison	0	0	0	0
Transit Bureau Inspections	0	0	0	0
Transit Bureau Spec. Invest. Unit	0	0	0	0
Transit Bureau Crime Analysis	0	0	0	0
Transit Bureau Patrol Operations	0	0	0	0
Transit Bureau Manhattan	0	0	0	0
Transit Bureau Bronx	0	0	0	0
Transit Bureau Queens	0	0	0	0
Transit Bureau Brooklyn	0	0	0	0
TB DT01	0	0	4	4
TB DT02	0	0	1	1
TB DT03	0	0	0	0
TB DT04	0	0	1	1
TB DT11	1	1	1	1
TB DT12	0	0	4	4
TB DT20	0	0	2	2
TB DT23	0	0	2	2
TB DT30	0	0	3	3
TB DT32	0	0	5	5
TB DT33	0	0	1	1
TB DT34	0	0	0	0
Transit Bureau Manhattan Task Force	0	0	2	2
Transit Bureau Bronx Task Force	0	0	0	0
Transit Bureau Queens Task Force	0	0	0	0
Transit Bureau Brooklyn Task Force	0	0	0	0
Transit Bureau Homeless Outreach Unit	0	0	1	1
Transit Division Canine Unit	0	0	0	0
Transit Bureau Vandal Unit	0	0	0	0
Transit Bureau Special Operations Unit	0	0	0	0
TB Anti-Terrorism	0	0	2	2
Transportation Bureau and Transit Other Commands	0	0	0	0
<b>Transit Bureau Total</b>	<b>1</b>	<b>1</b>	<b>29</b>	<b>29</b>

Table shows MOS command as recorded at the time of complaint.

**Figure 64M: Officers With CCRB Complaints Closed in 2020 by Command - Housing Bureau**

<b>Housing Bureau</b>	<b>Substantiated MOS Jan 2020</b>	<b>Substantiated MOS YTD 2020</b>	<b>Total MOS Jan 2020</b>	<b>Total MOS YTD 2020</b>
Housing Bureau (Office of the Chief Command Center)	0	0	0	0
Housing Bureau Special Operations Section	0	0	0	0
PSA 1	0	0	1	1
PSA 2	1	1	1	1
PSA 3	0	0	0	0
PSA 4	0	0	0	0
PSA 5	0	0	0	0
PSA 6	0	0	5	5
PSA 7	1	1	13	13
PSA 8	0	0	4	4
PSA 9	0	0	4	4
Housing Bureau Brooklyn/Staten Island	0	0	0	0
Housing Bureau Manhattan	0	0	0	0
Housing Bureau Bronx/Queens	0	0	0	0
Housing Bureau Investigations	0	0	0	0
Housing Bureau Elevator Vandalism Unit	0	0	0	0
Housing Bureau Operations and Misc. Commands	0	0	0	0
<b>Housing Bureau Total</b>	<b>2</b>	<b>2</b>	<b>28</b>	<b>28</b>
Housing Borough Brooklyn Impact Response Team	0	0	0	0
Housing Borough Manhattan Impact Response Team	0	0	0	0
Housing Borough Bronx/Queens Impact Response Team	0	0	0	0
<b>Housing Bureau Total</b>	<b>2</b>	<b>2</b>	<b>28</b>	<b>28</b>

Table shows MOS command as recorded at the time of complaint.

**Figure 64N: Officers With CCRB Complaints Closed in 2020 by Command - Organized Crime Control Bureau**

<b>Organized Crime Control Bureau</b>	<b>Substantiated MOS Jan 2020</b>	<b>Substantiated MOS YTD 2020</b>	<b>Total MOS Jan 2020</b>	<b>Total MOS YTD 2020</b>
Queens Narcotics	0	0	4	4
Manhattan North Narcotics	0	0	1	1
Manhattan South Narcotics	0	0	0	0
Bronx Narcotics	0	0	0	0
Staten Island Narcotics	0	0	2	2
Brooklyn North Narcotics	0	0	2	2
Brooklyn South Narcotics	0	0	0	0
Narcotics Headquarters	0	0	0	0
Auto Crime Division	0	0	0	0
Vice Enforcement Division	0	0	0	0
Drug Enforcement Task Force	0	0	0	0
Organized Crime Headquarters	0	0	1	1
<b>Organized Crime Control Bureau Total</b>	<b>0</b>	<b>0</b>	<b>10</b>	<b>10</b>

Table shows MOS command as recorded at the time of complaint.

**Figure 640: Officers With CCRB Complaints Closed in 2020 by Command - Detective Bureau**

<b>Detective Bureau</b>	<b>Substantiated MOS Jan 2020</b>	<b>Substantiated MOS YTD 2020</b>	<b>Total MOS Jan 2020</b>	<b>Total MOS YTD 2020</b>
Detective Bureau Headquarters	0	0	0	0
Central Investigation and Resource Division	0	0	0	0
Special Investigations Division	0	0	0	0
Special Victims Division	1	1	1	1
Forensic Investigations Division	0	0	0	0
Fugitive Enforcement Division	0	0	0	0
Gang Division	0	0	0	0
Detective Borough Bronx	0	0	0	0
Detective Borough Manhattan	0	0	1	1
Detective Borough Brooklyn	0	0	4	4
Detective Borough Queens	0	0	3	3
Detective Borough Staten Island	0	0	0	0
DB Queens North Operations	0	0	0	0
DB Queens South Operations	0	0	0	0
<b>Detective Bureau Total</b>	<b>1</b>	<b>1</b>	<b>9</b>	<b>9</b>

Table shows MOS command as recorded at the time of complaint.



**Figure 64P: Officers With CCRB Complaints Closed in 2020 by Command - Other Bureaus**

<b>Other Bureaus</b>	<b>Substantiated MOS Jan 2020</b>	<b>Substantiated MOS YTD 2020</b>	<b>Total MOS Jan 2020</b>	<b>Total MOS YTD 2020</b>
Internal Affairs Bureau				
Internal Affairs Bureau	0	0	0	0
Criminal Justice Bureau				
Court Division	1	1	13	13
Court Bureau	0	0	0	0
Court LMSI	0	0	0	0
Court Unit	0	0	0	0
Criminal Justice Headquarters	0	0	0	0
Support Services Bureau				
Property Clerk Division	0	0	0	0
Fleet Services	0	0	0	0
Central Records Division	0	0	0	0
Personnel Bureau				
Applicant Processing Division	0	0	1	1
Health Services	0	0	0	0
Personnel Bureau Headquarters	0	0	1	1
<b>Other Bureaus Total</b>	<b>1</b>	<b>1</b>	<b>15</b>	<b>15</b>

Table shows MOS command as recorded at the time of complaint.

**Figure 64Q: Officers With CCRB Complaints Closed in 2020 by Command - Deputy Commissioners and Miscellaneous Commands**

<b>Deputy Commissioners and Miscellaneous Commands</b>	<b>Substantiated MOS Jan 2020</b>	<b>Substantiated MOS YTD 2020</b>	<b>Total MOS Jan 2020</b>	<b>Total MOS YTD 2020</b>
Deputy Commissioner Legal Matters - License Division	0	0	0	0
Deputy Commissioner Legal Matters - Legal Bureau	0	0	0	0
DC Training	0	0	0	0
Deputy Commissioner Training - Police Academy	0	0	0	0
Deputy Commissioner Training - Police Academy Training	0	0	0	0
Deputy Commissioner Training - In-service Training Section	0	0	0	0
Deputy Commissioner Management and Budget	0	0	0	0
Police Commissioner Office	0	0	0	0
Community Affairs Division	0	0	0	0
Chief of Community Affairs	0	0	0	0
Community Affairs Juvenile Section	0	0	0	0
School Safety Bronx/Manhattan	0	0	0	0
School Safety Queens/Brooklyn	0	0	0	0
Office of Equal Employment	0	0	0	0
Deputy Commissioner Operations	0	0	0	0
DC Operations Financial Mgmt.	0	0	0	0
Intelligence Division	1	1	3	3
Chief of Department	0	0	0	0
Department Advocate	0	0	0	0
Deputy Commissioner Public Information	0	0	0	0
Crime Prevention	0	0	0	0
First Deputy Commissioner	0	0	0	0
Office of Management, Analysis and Planning	0	0	0	0
Quality Assurance Division	0	0	0	0
Deputy Commissioner Counterterrorism	0	0	0	0
Chief of Department Evaluation Section	0	0	0	0
<b>Deputy Commissioners and Miscellaneous Commands Total</b>	<b>1</b>	<b>1</b>	<b>3</b>	<b>3</b>

Table shows MOS command as recorded at the time of complaint.