

DAILY REPORT

12/18/2020

(Data from Thursday, December 17, 2020)

Code Blue

SINGLE ADULTS	
Drop-in Center Clients Served	343
Drop-in Center Overnight Census	150
Faith Bed Census	29
Outreach Contacts	230
Outreach Placements	14
Safe Haven Utilization	1138
Veterans In Short-term Housing	213
Criminal Justice Short-term Housing	113

Incomplete (5/6)
 Incomplete (5/6)
 Incomplete (5/6)

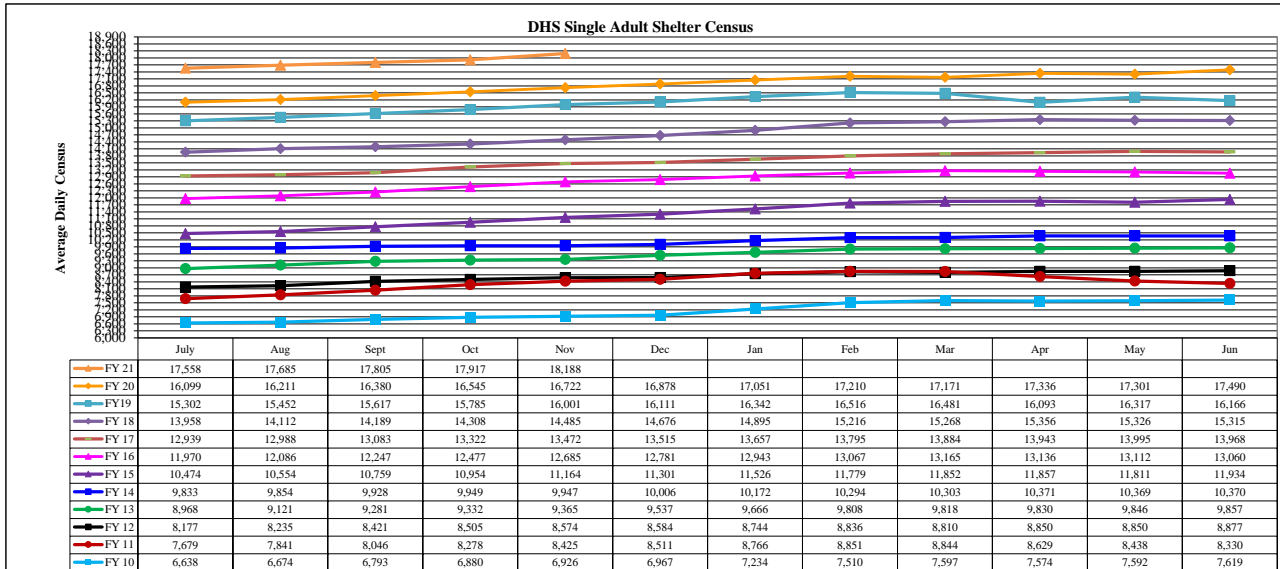
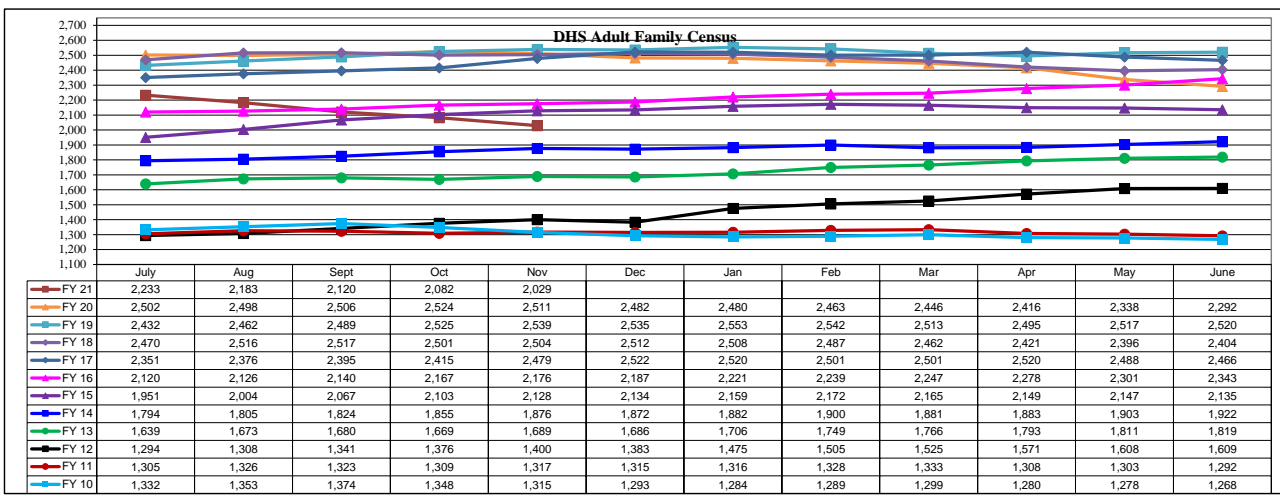
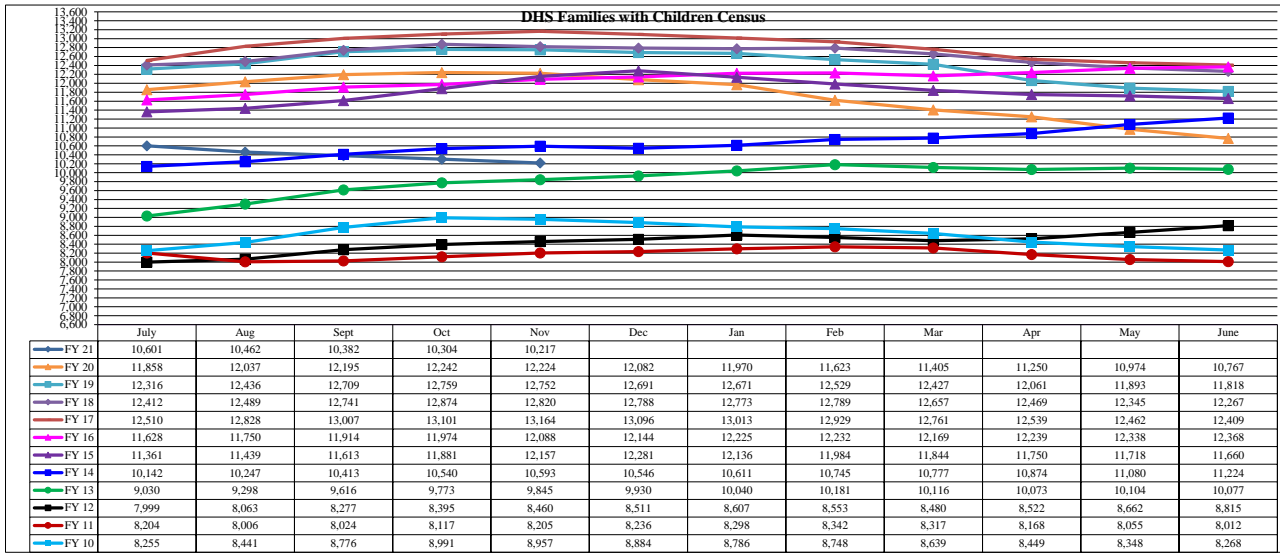
FAMILY INTAKE	
Families Requesting Temporary Housing at PATH	54
Adult Families Requesting Temporary Housing at AFIC	9
Families Placed in Overnight Accommodations	0
Families w/children at PATH Overnight (pre 10PM)	0

TOTAL SHELTER CENSUS	
Adults	36,009
Children	17,656
Total Individuals	53,665

SINGLE ADULTS	
Men	13,932
Women	4,551
Total Single Adults	18,483

FAMILIES WITH CHILDREN CENSUS	
Families	10,072
Adults	13,256
Children	17,656
Individuals	30,912

ADULT FAMILIES CENSUS	
Families	2,024
Individuals (Adults)	4,270



*Due to data conversion the average monthly census for December 2011 and January 2012 for Families with Children and Adult Families is based upon data for a partial month.