

DAILY REPORT

11/10/2020

(Data from Monday, November 09, 2020)

SINGLE ADULTS	
Drop-in Center Clients Served	350
Drop-in Center Overnight Census	105
Faith Bed Census	48
Outreach Contacts	262
Outreach Placements	5
Safe Haven Utilization	1119
Veterans In Short-term Housing	234
Criminal Justice Short-term Housing	120

Incomplete (5/6)
 Incomplete (5/6)
 Incomplete (5/6)

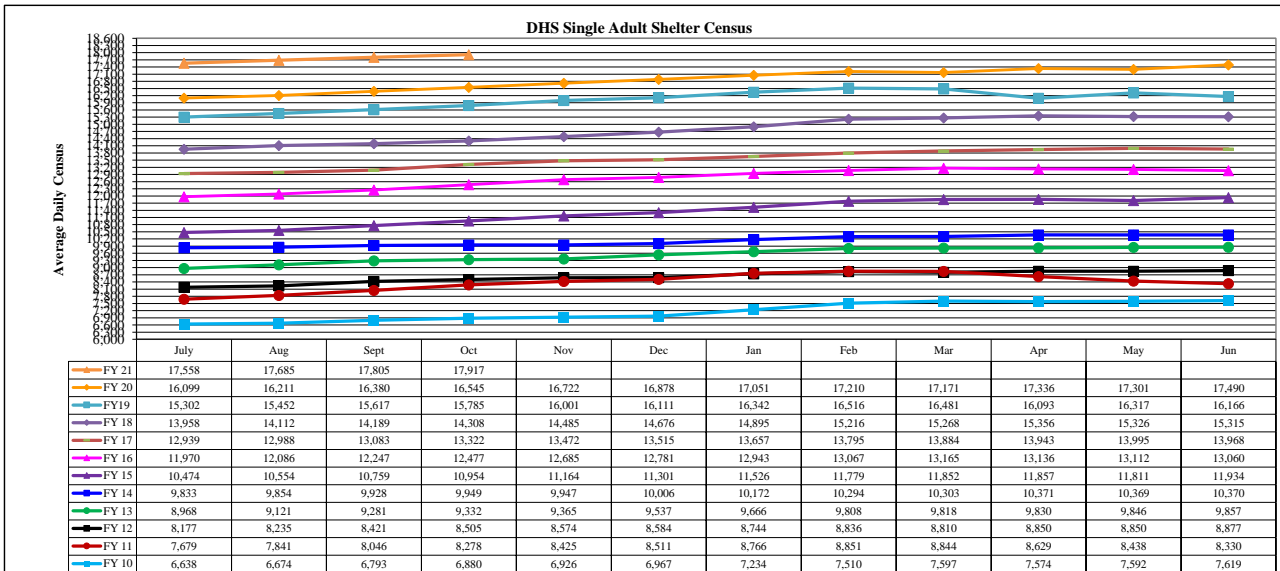
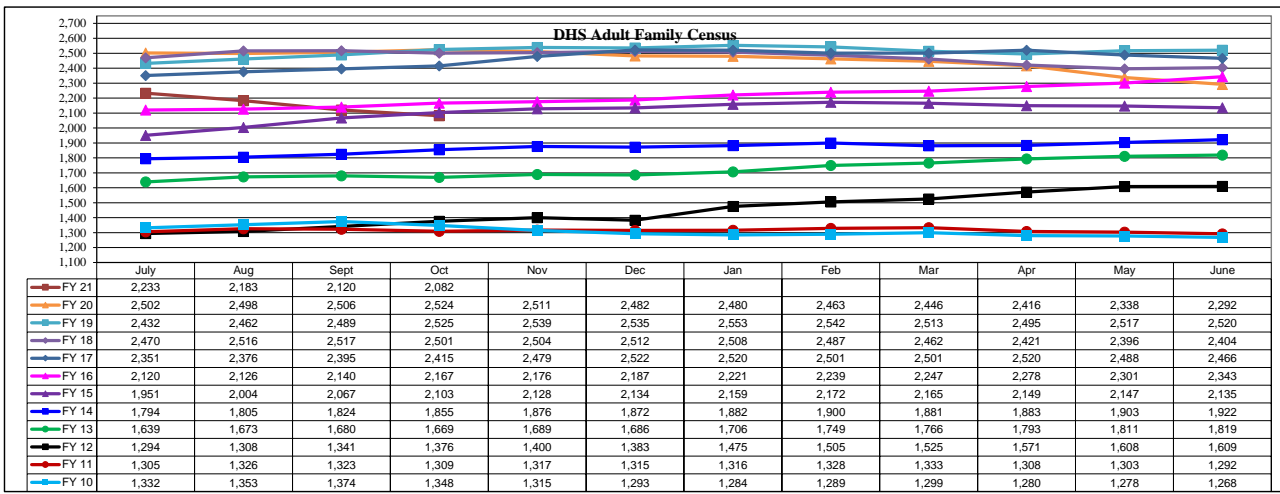
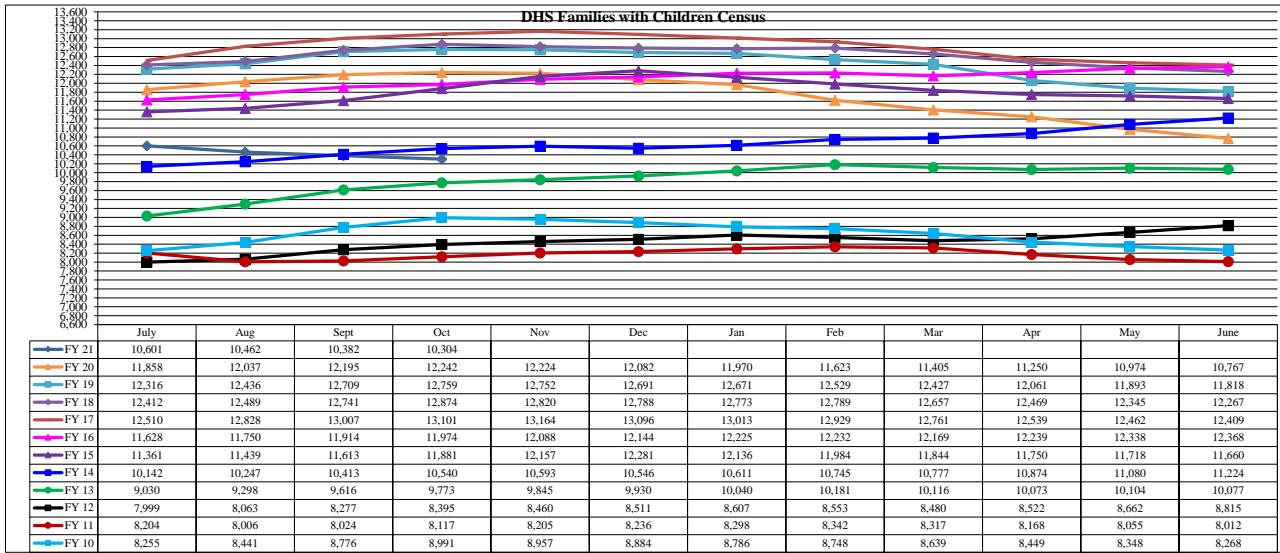
FAMILY INTAKE	
Families Requesting Temporary Housing at PATH	137
Adult Families Requesting Temporary Housing at AFIC	11
Families Placed in Overnight Accommodations	0
Families w/children at PATH Overnight (pre 10PM)	0

TOTAL SHELTER CENSUS	
Adults	35,905
Children	18,021
Total Individuals	53,926

SINGLE ADULTS	
Men	13,590
Women	4,524
Total Single Adults	18,114

FAMILIES WITH CHILDREN CENSUS	
Families	10,224
Adults	13,477
Children	18,021
Individuals	31,498

ADULT FAMILIES CENSUS	
Families	2,043
Individuals (Adults)	4,314



*Due to data conversion the average monthly census for December 2011 and January 2012 for Families with Children and Adult Families is based upon data for a partial month.