

DAILY REPORT

10/9/2020

(Data from Thursday, October 08, 2020)

SINGLE ADULTS	
Drop-in Center Clients Served	426
Drop-in Center Overnight Census	147
Faith Bed Census	48
Outreach Contacts	257
Outreach Placements	29
Safe Haven Utilization	1096
Veterans In Short-term Housing	236
Criminal Justice Short-term Housing	114

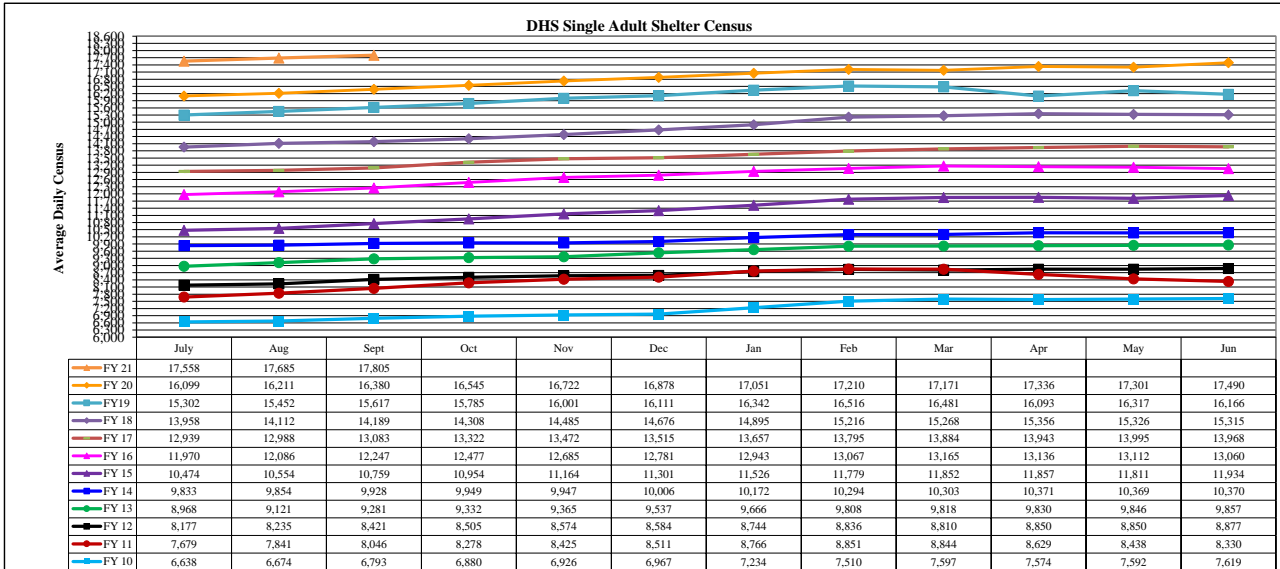
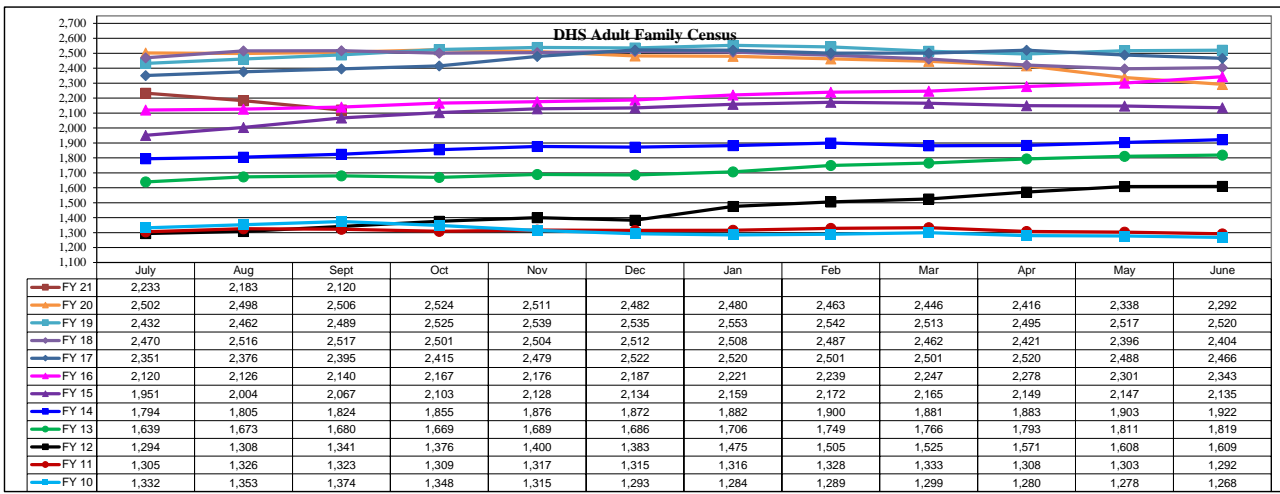
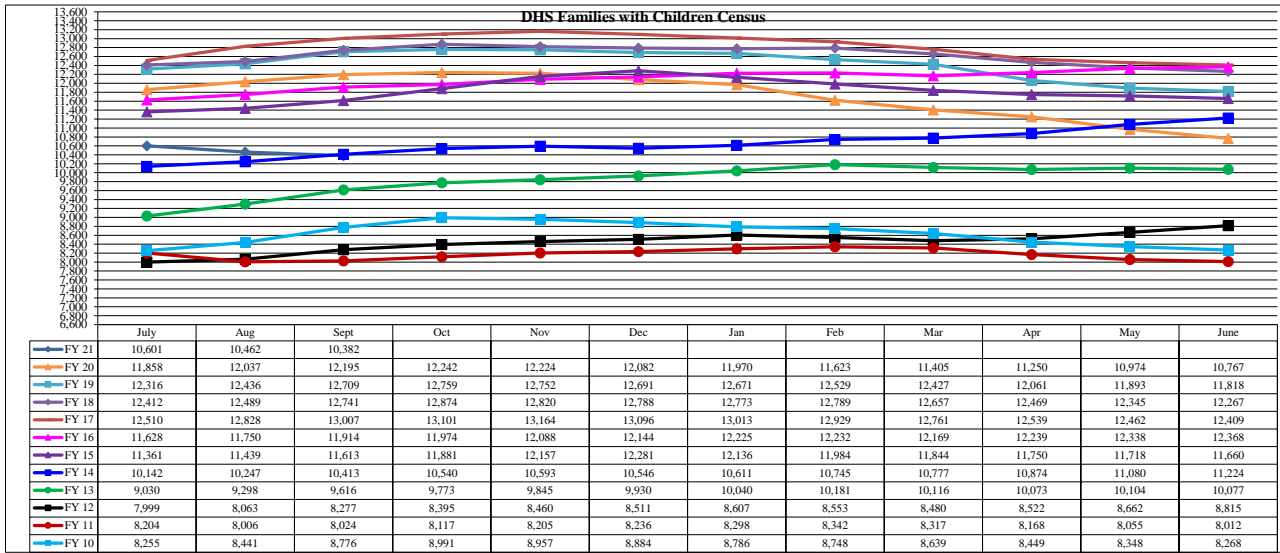
FAMILY INTAKE	
Families Requesting Temporary Housing at PATH	132
Adult Families Requesting Temporary Housing at AFIC	12
Families Placed in Overnight Accommodations	0
Families w/children at PATH Overnight (pre 10PM)	0

TOTAL SHELTER CENSUS	
Adults	35,870
Children	18,189
Total Individuals	54,059

SINGLE ADULTS	
Men	13,312
Women	4,532
Total Single Adults	17,844

FAMILIES WITH CHILDREN CENSUS	
Families	10,287
Adults	13,585
Children	18,189
Individuals	31,774

ADULT FAMILIES CENSUS	
Families	2,102
Individuals (Adults)	4,441



*Due to data conversion the average monthly census for December 2011 and January 2012 for Families with Children and Adult Families is based upon data for a partial month.