

**DAILY REPORT**

1/14/2020

(Data from Monday, January 13, 2020)

SINGLE ADULTS	
Drop-in Center Clients Served	631
Drop-in Center Overnight Census	228
Faith Bed Census	183
Outreach Contacts	404
Outreach Placements	15
Safe Haven Utilization	1068
Veterans In Short-term Housing	240
Criminal Justice Short-term Housing	214

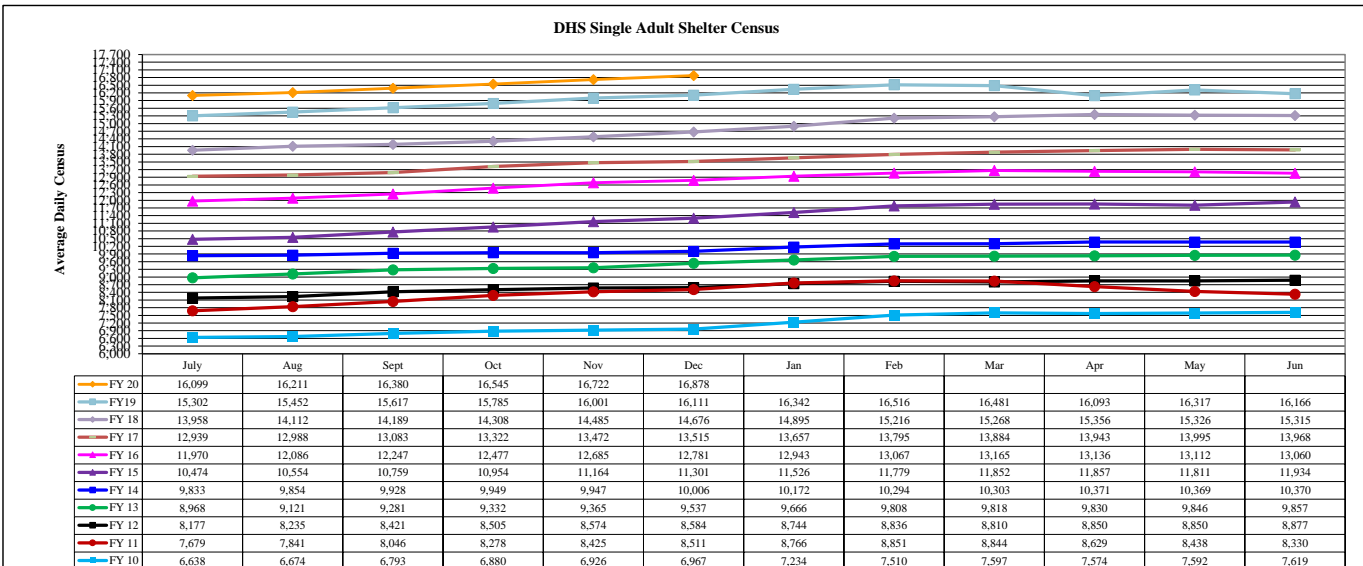
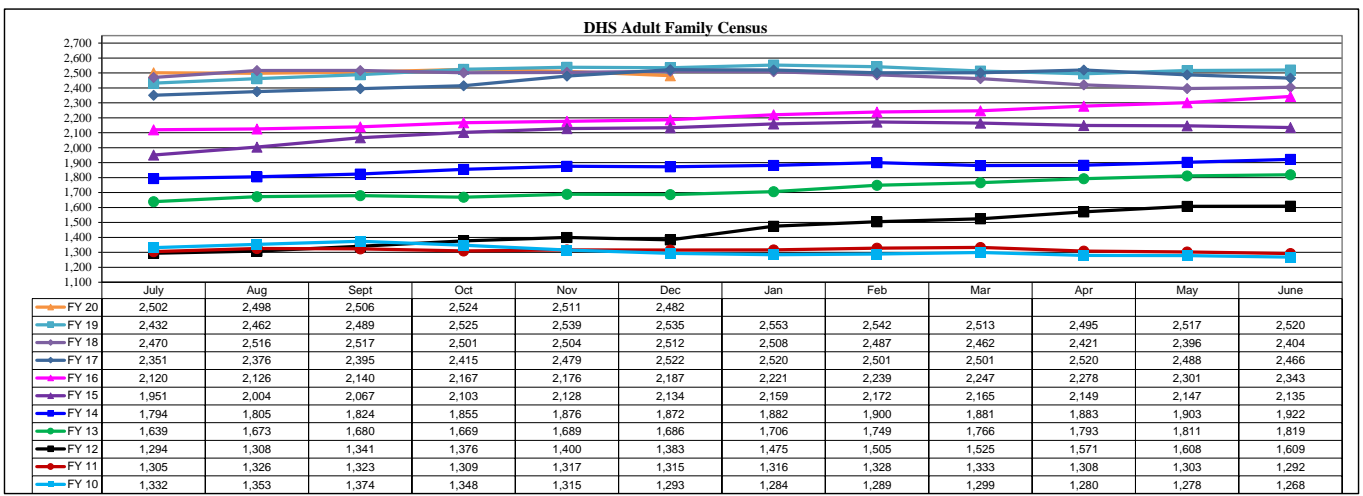
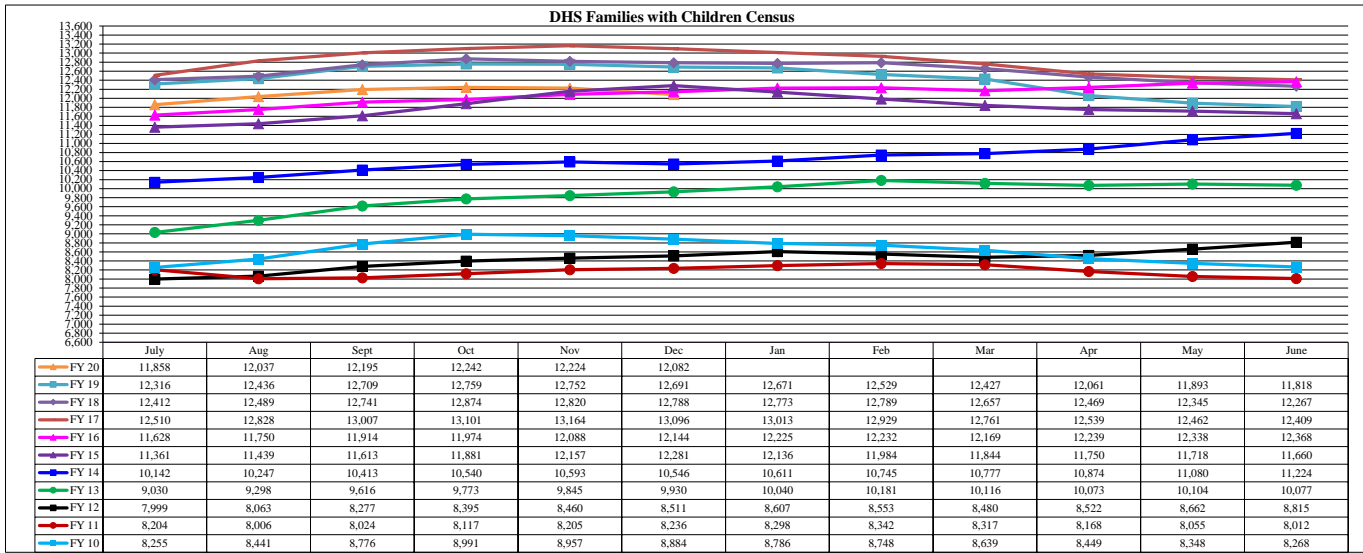
FAMILY INTAKE	
Families Requesting Temporary Housing at PATH	112
Adult Families Requesting Temporary Housing at AFIC	14
Families Placed in Overnight Accommodations	0
Families w/children at PATH Overnight (pre 10PM)	0

TOTAL SHELTER CENSUS	
Adults	38,368
Children	21,479
<b>Total Individuals</b>	<b>59,847</b>

SINGLE ADULT SHELTER CENSUS	
Men	12,403
Women	4,638
<b>Total Single Adults</b>	<b>17,041</b>

FAMILIES WITH CHILDREN CENSUS	
<b>Families</b>	12,018
Adults	16,095
Children	21,479
<b>Individuals</b>	<b>37,574</b>

ADULT FAMILIES CENSUS	
<b>Families</b>	2,488
<b>Individuals (Adults)</b>	<b>5,232</b>



\*Due to data conversion the average monthly census for December 2011 and January 2012 for Families with Children and Adult Families is based upon data for a partial month.