

DAILY REPORT

12/16/2021

(Data from Wednesday, December 15, 2021)

SINGLE ADULTS	
Drop-in Center Clients Served	325
Drop-in Center Overnight Census	100
Faith Bed Census	20
Outreach Contacts	295
Outreach Placements	19
Safe Haven Utilization	1161
Veterans In Short-term Housing	169
Criminal Justice Short-term Housing	99

4 of 5 sites reporting
 4 of 5 sites reporting
 4 of 5 sites reporting

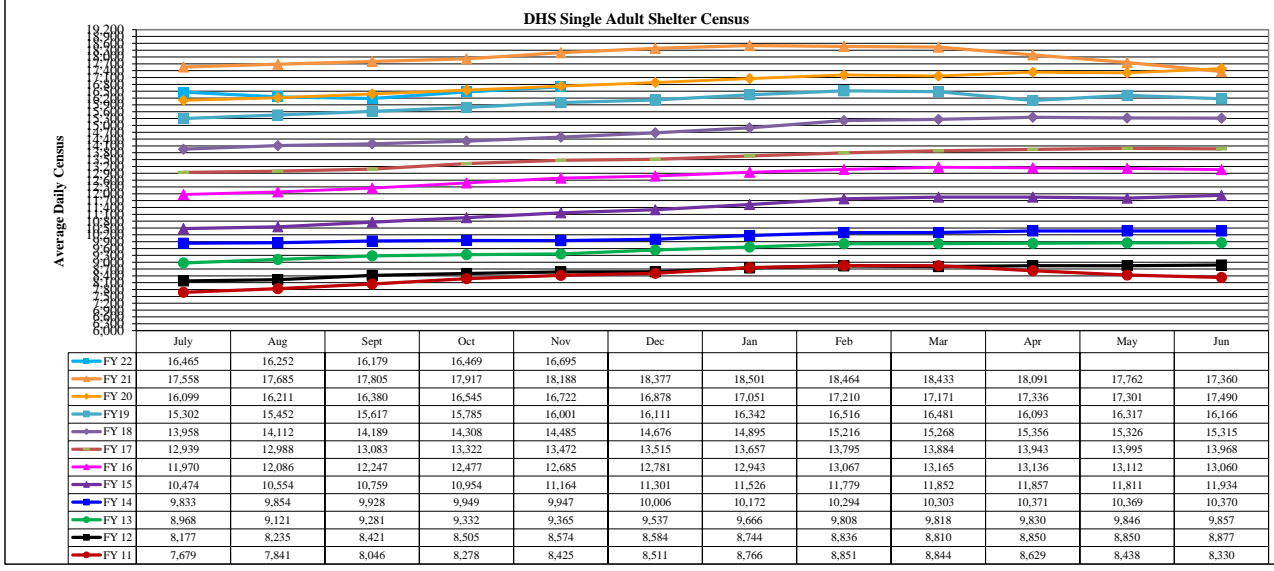
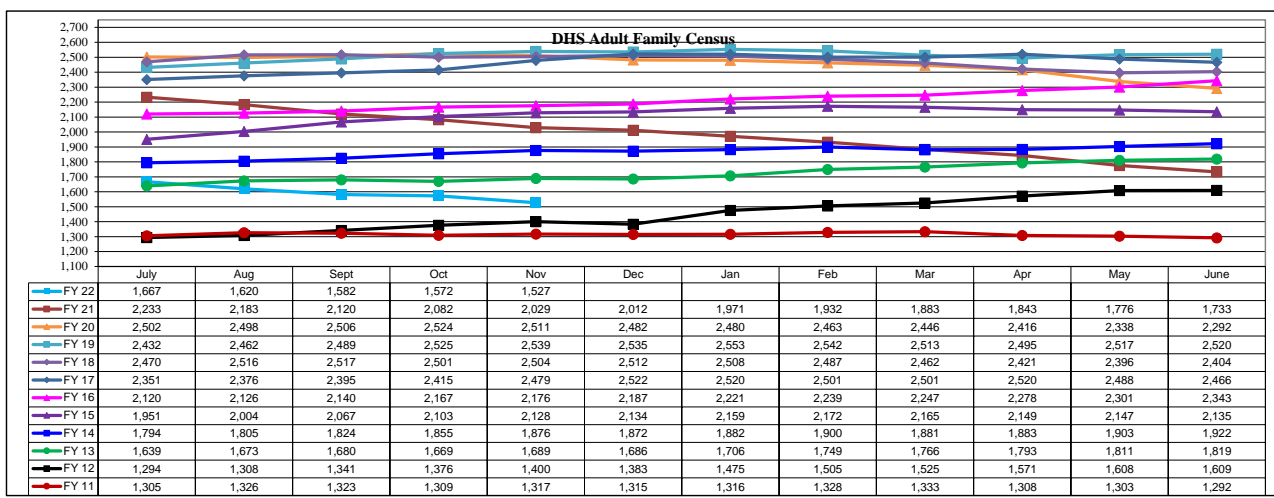
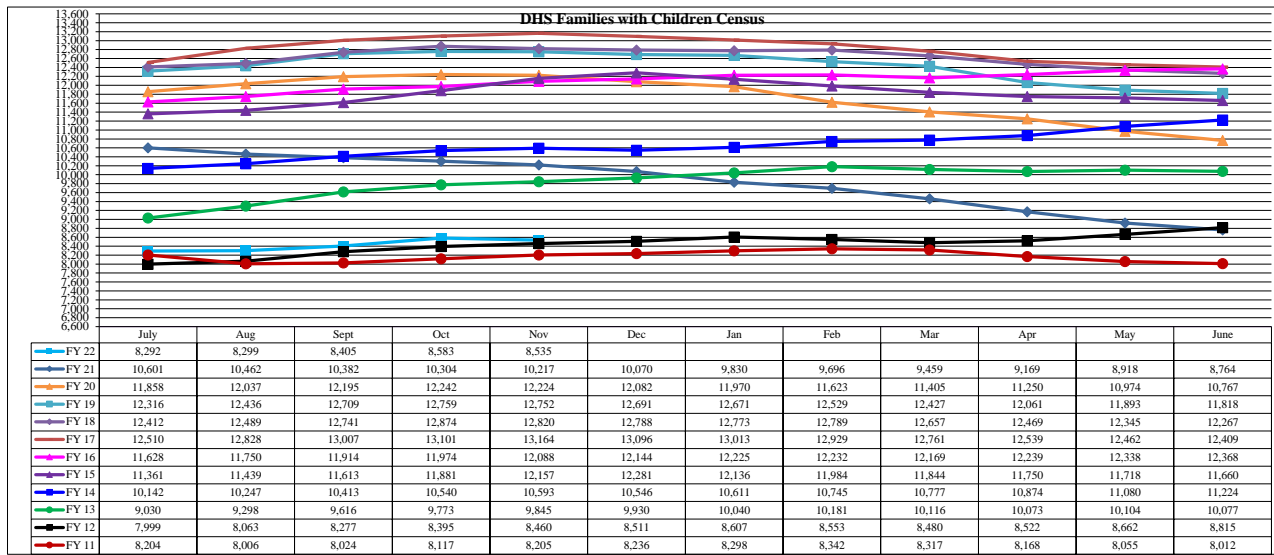
FAMILY INTAKE	
Families Requesting Temporary Housing at PATH	139
Adult Families Requesting Temporary Housing at AFIC	21
Families Placed in Overnight Accommodations	0
Families w/children at PATH Overnight (pre 10PM)	0

TOTAL SHELTER CENSUS	
Adults	30,949
Children	14,735
Total Individuals	45,684

SINGLE ADULTS	
Men	12,558
Women	4,138
Total Single Adults	16,696

FAMILIES WITH CHILDREN	
Families	8,501
Adults	11,170
Children	14,735
Individuals	25,905

ADULT FAMILIES CENSUS	
Families	1,472
Individuals (Adults)	3,083



*Due to data conversion the average monthly census for December 2011 and January 2012 for Families with Children and Adult Families is based upon data for a partial month.