

DAILY REPORT

3/31/2020

(Data from Monday, March 30, 2020)

SINGLE ADULTS	
Drop-in Center Clients Served	665
Drop-in Center Overnight Census	225
Faith Bed Census	55
Outreach Contacts	334
Outreach Placements	16
Safe Haven Utilization	1055
Veterans In Short-term Housing	243
Criminal Justice Short-term Housing	217

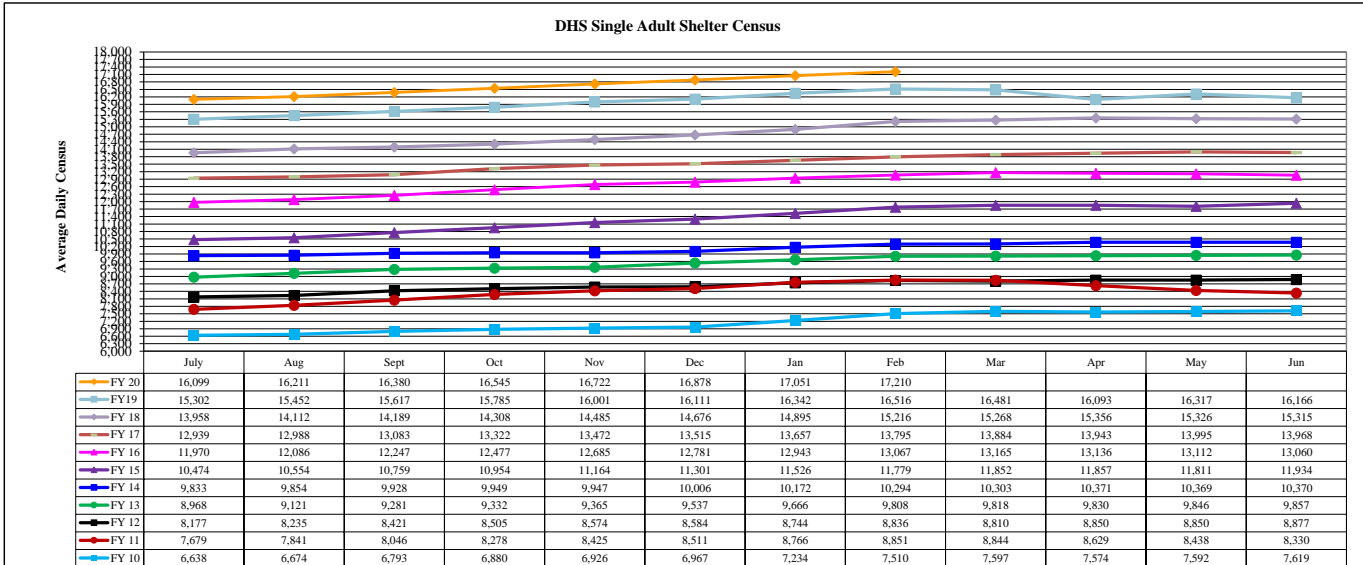
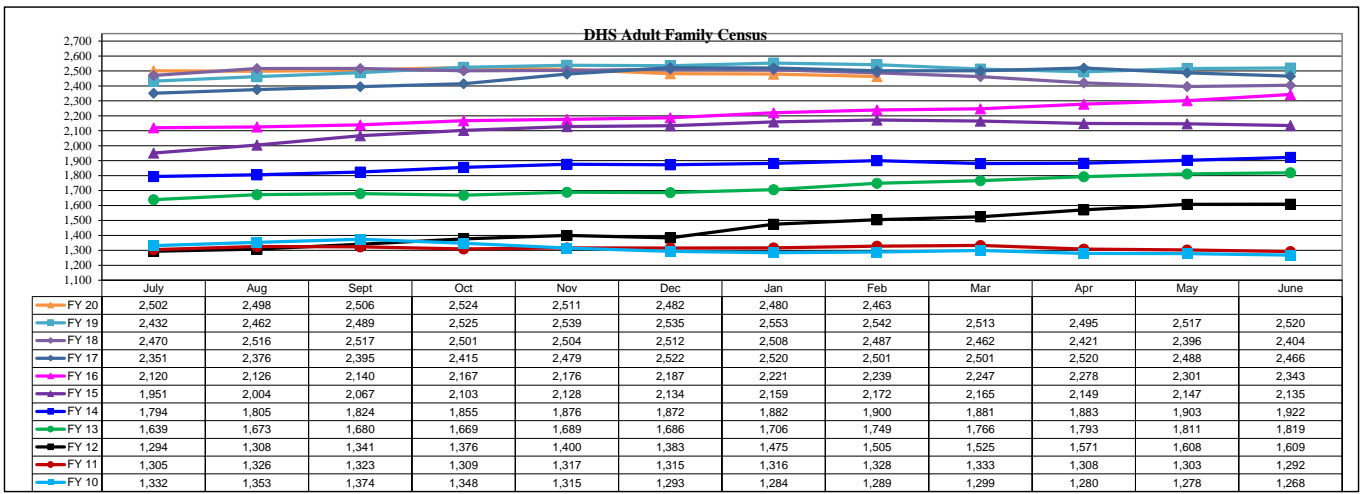
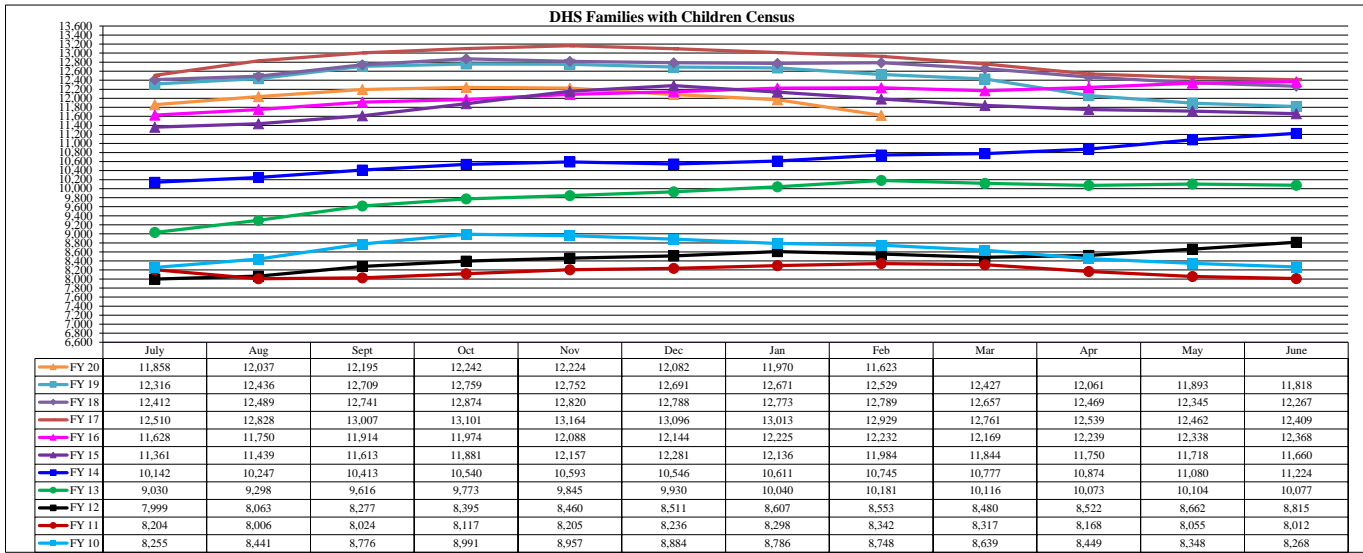
FAMILY INTAKE	
Families Requesting Temporary Housing at PATH	59
Adult Families Requesting Temporary Housing at AFIC	6
Families Placed in Overnight Accommodations	0
Families w/children at PATH Overnight (pre 10PM)	0

TOTAL SHELTER CENSUS	
Adults	37,708
Children	20,347
Total Individuals	58,055

SINGLE ADULT SHELTER CENSUS	
Men	12,635
Women	4,635
Total Single Adults	17,270

FAMILIES WITH CHILDREN CENSUS	
Families	11,437
Adults	15,299
Children	20,347
Individuals	35,646

ADULT FAMILIES CENSUS	
Families	2,441
Individuals (Adults)	5,139



*Due to data conversion the average monthly census for December 2011 and January 2012 for Families with Children and Adult Families is based upon data for a partial month.