

DAILY REPORT

7/2/2020

(Data from Wednesday, July 01, 2020)

SINGLE ADULTS	
Drop-in Center Clients Served	424
Drop-in Center Overnight Census	130
Faith Bed Census	51
Outreach Contacts	314
Outreach Placements	19
Safe Haven Utilization	1093
Veterans In Short-term Housing	238
Criminal Justice Short-term Housing	122

FAMILY INTAKE	
Families Requesting Temporary Housing at PATH	69
Adult Families Requesting Temporary Housing at AFIC	20
Families Placed in Overnight Accommodations	0
Families w/children at PATH Overnight (pre 10PM)	0

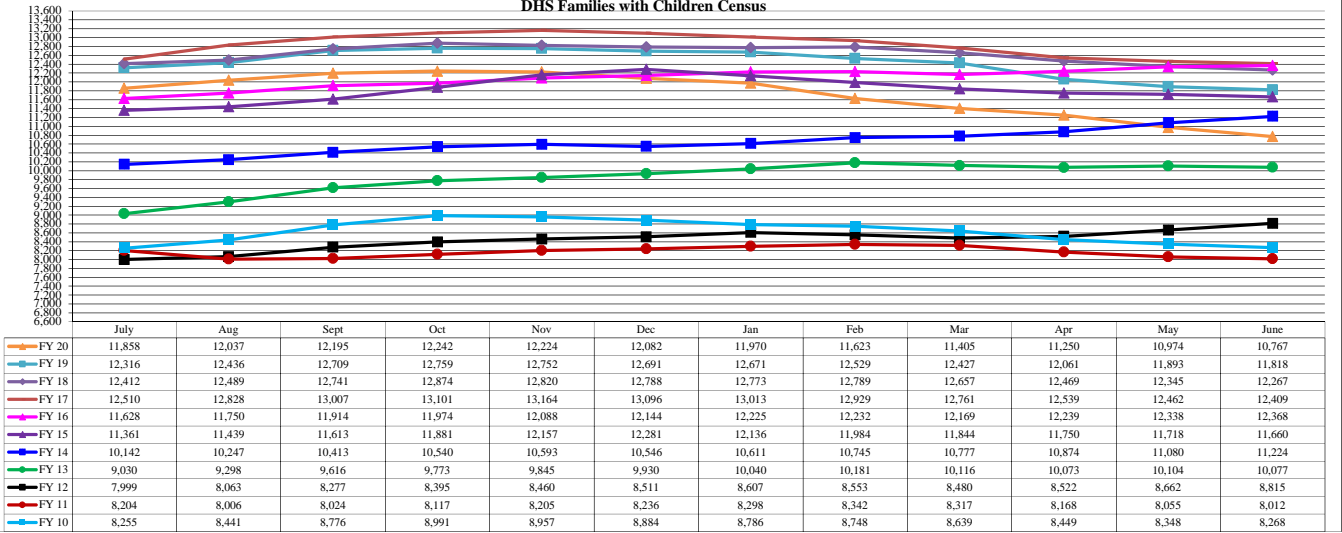
TOTAL SHELTER CENSUS	
Adults	36,559
Children	19,001
Total Individuals	55,560

SINGLE ADULT SHELTER CENSUS	
Men	13,038
Women	4,453
Total Single Adults	17,491

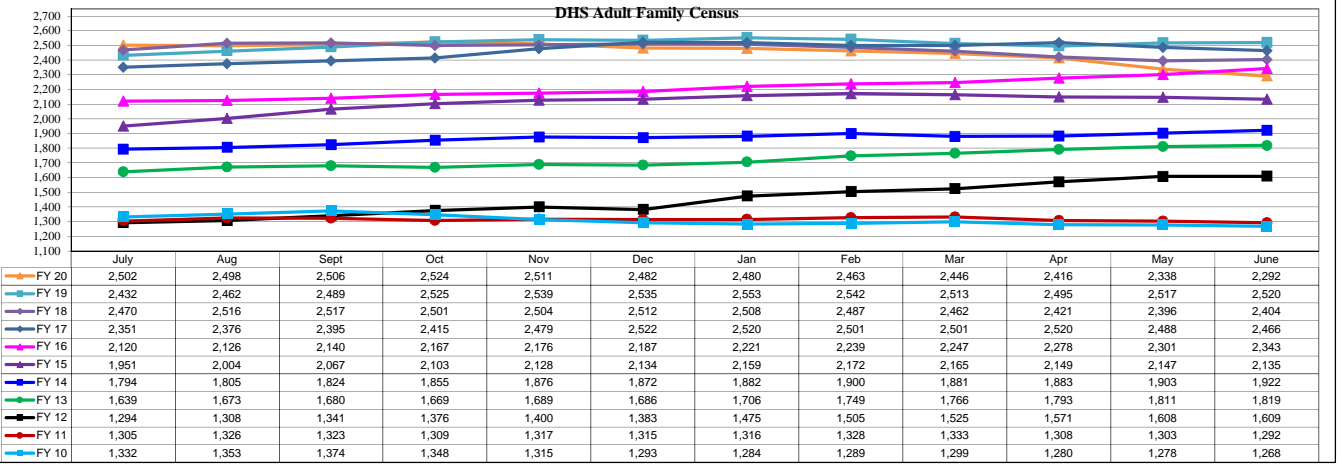
FAMILIES WITH CHILDREN CENSUS	
Families	10,677
Adults	14,286
Children	19,001
Individuals	33,287

ADULT FAMILIES CENSUS	
Families	2,264
Individuals (Adults)	4,782

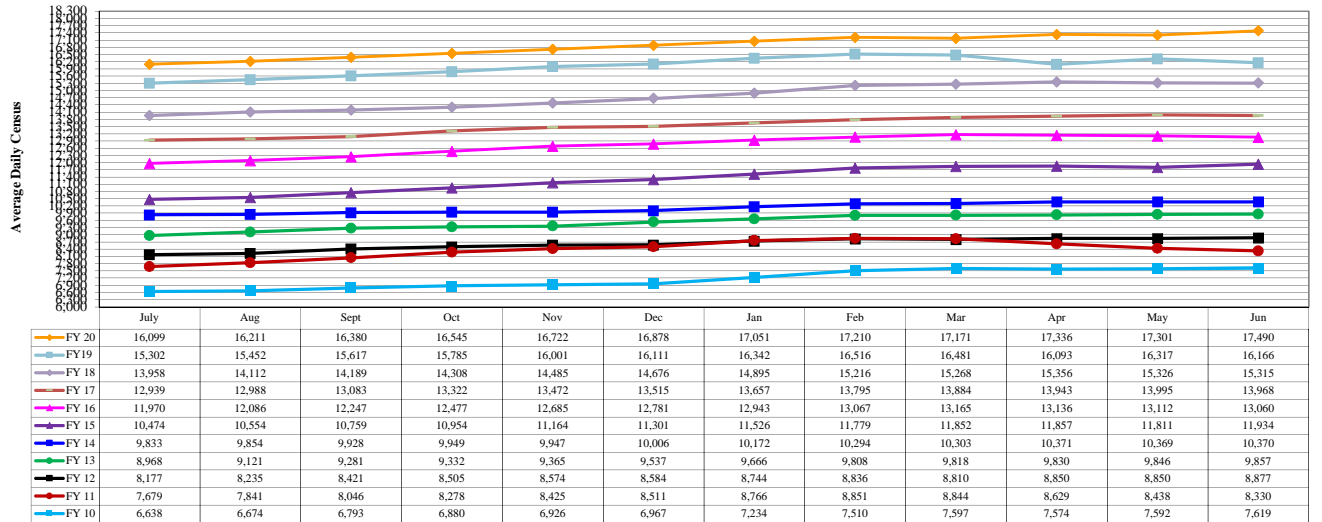
DHS Families with Children Census



DHS Adult Family Census



DHS Single Adult Shelter Census



*Due to data conversion the average monthly census for December 2011 and January 2012 for Families with Children and Adult Families is based upon data for a partial month