

Correctional Health Services

CHS LL58: Quarter 1, CY 2017

04/19/2017

I. Table of Contents

II. Intake, Patient Safety, Preventable Hospitalizations and Preventable Errors in Medical Care, Follow-Up2

III. Follow-Up Care Utilization Trending4

IV. Data Dictionary6

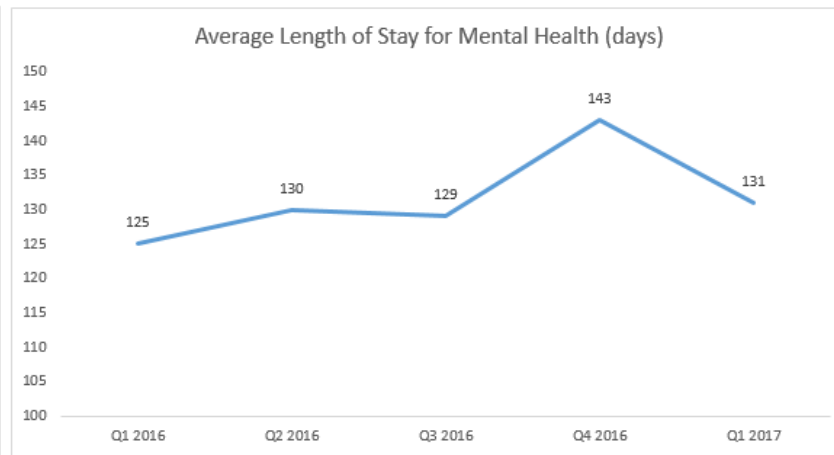
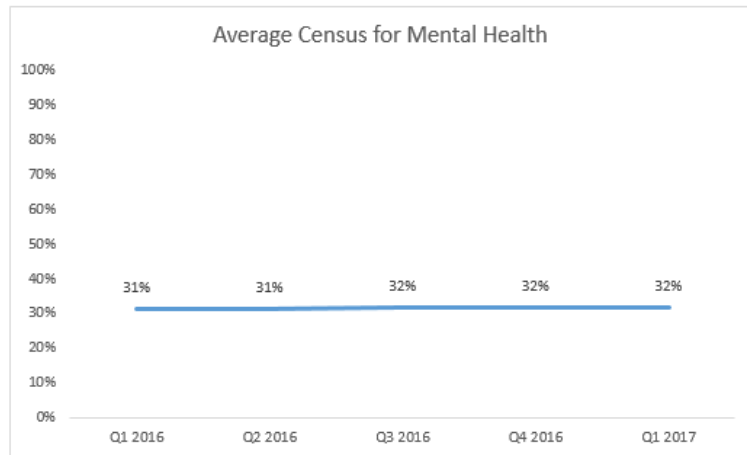
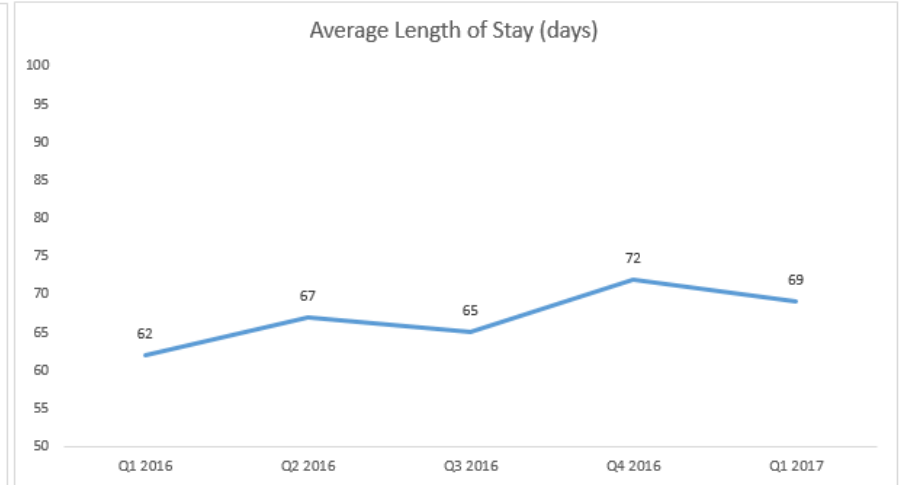
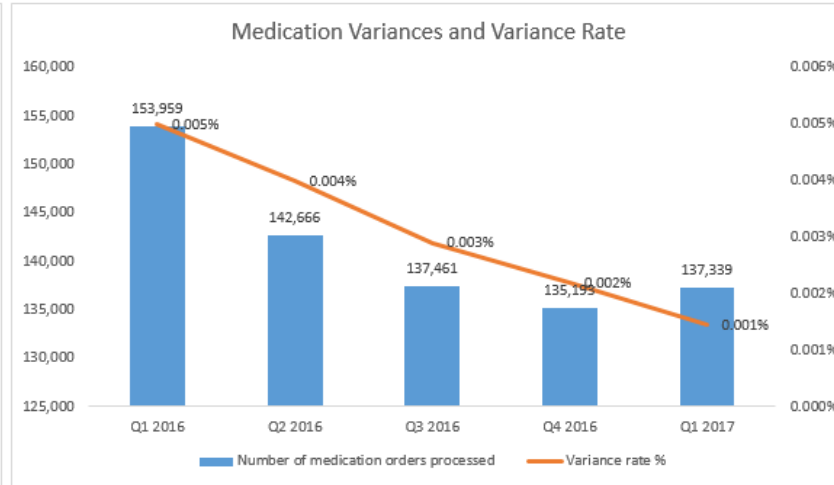
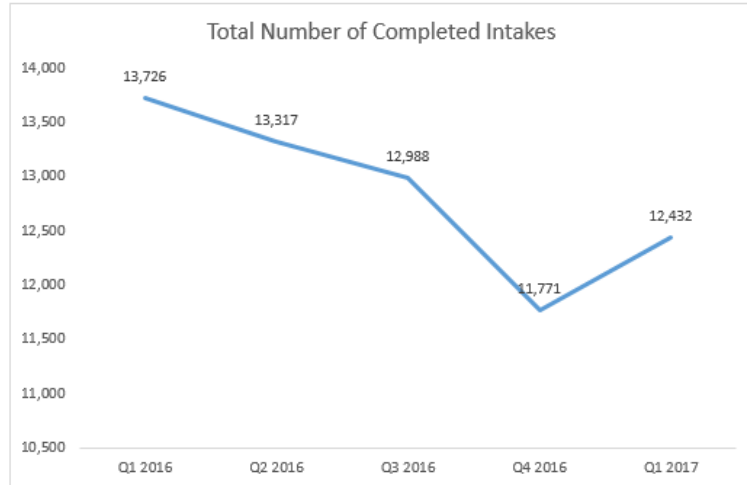
 A. Intake, Patient Safety, Preventable Hospitalizations and Preventable Errors in Medical Care, Follow-up Census6

 B. Follow-Up Utilization7

II. Intake, Patient Safety, Preventable Hospitalizations and Preventable Errors in Medical Care, Follow-Up

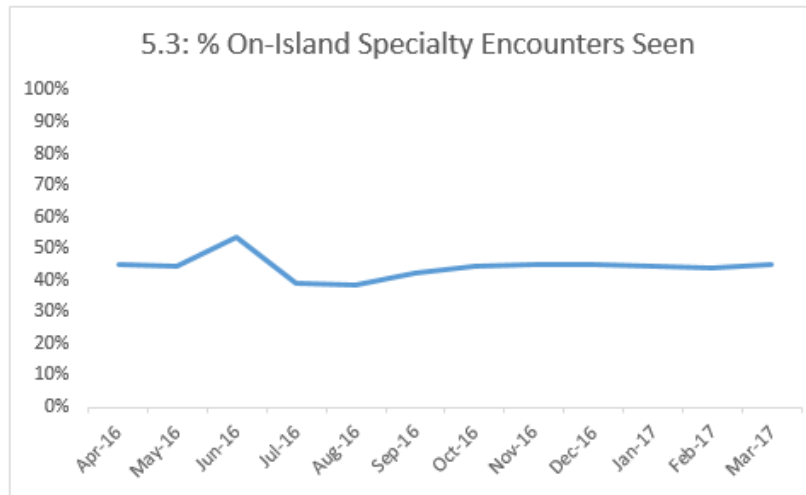
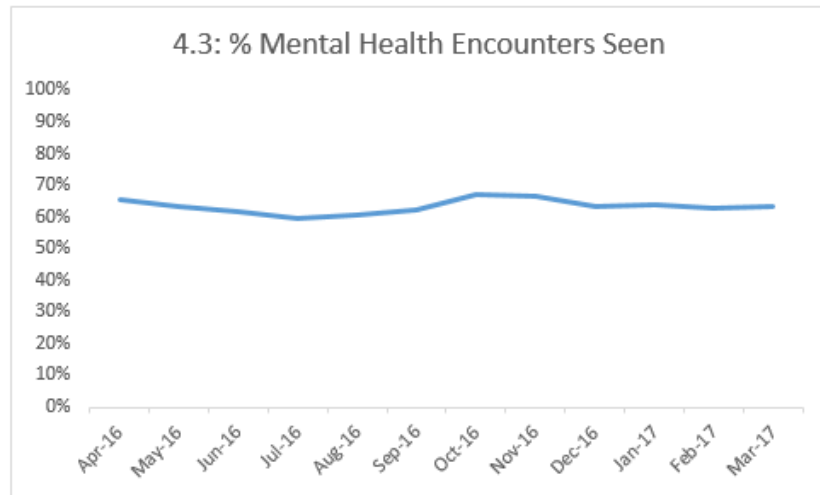
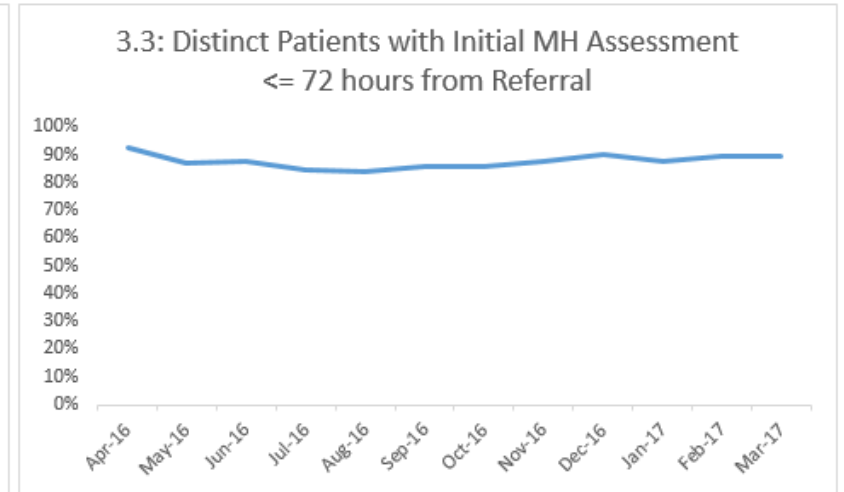
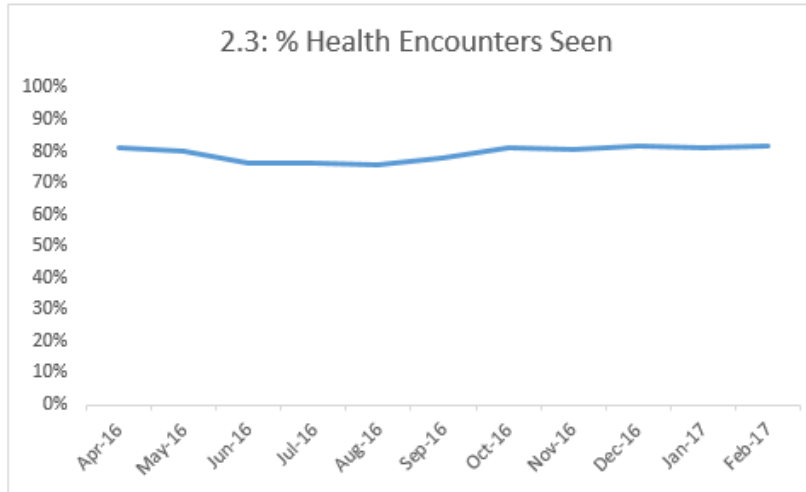
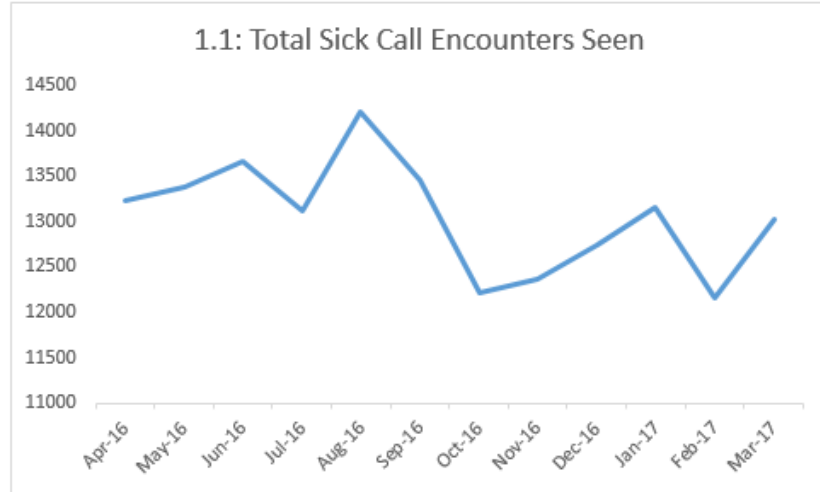
Metric	Description	Q1 2016	Q2 2016	Q3 2016	Q4 2016	Q1 2017
Intake	Total number of completed intakes	13,726	13,317	12,988	11,771	12,432
Patient Safety	Number of medication variances	8	6	4	3	2
	Number of medication orders processed	153,959	142,666	137,461	135,193	137,339
	Variance rate %	0.005%	0.004%	0.003%	0.002%	0.001%
Preventable Hospitalizations and Preventable Errors in Medical Care ¹	Unaddressed recommendations from preceding hospitalization resulting in current hospitalization/ Any patient with >= 2 hospitalizations within 30 days of one another	0/11=0%	1/14=7%	0/10=0%	0/8=0%	0/18=0%
Follow-Up	Average length of stay (days)	62	67	65	72	69
	Average census for mental health	31%	31%	32%	32%	32%
	Average length of stay for mental health (days)	125	130	129	143	131
	Utilization trending	N/A	N/A	See attached	see attached	see attached

¹Denominator only includes patients where the current hospitalization occurs in the reporting quarter. Any patient whose current hospitalization occurred in a different quarter than the preceding (but still within 30 days) will be counted in the quarter of the current hospitalization.



III. Follow-Up Care Utilization Trending

Summary Data														
Metric #	Metric Descriptions	AMKC	BKDC	EMTC	GMDC	GRVC	MDC	NIC	OBCC	RMSC	RNDC	VCBC	WF/CDU	Metric Total
1	Total Sick Call Encounters Seen	2626	785	1645	973	1150	960	79	1323	1498	928	871	193	13031
2.1	Total Health Encounters Seen	3713	376	1124	387	2145	579	405	995	1649	463	1793	491	14120
2.2	Total Health Encounters Scheduled	4728	410	1274	454	2373	777	426	1311	1788	633	2280	791	17245
2.3	% Health Encounters Seen	79%	92%	88%	85%	90%	75%	95%	76%	92%	73%	79%	62%	82%
2.4	Distinct Patients Seen	2,731	337	927	331	1,334	489	388	814	1,168	417	1,308	320	10,564
	Distinct Patients Scheduled	3,728	393	1,062	388	1,559	711	405	1,087	1,287	602	1,609	558	13,389
	% of Distinct Patients Seen	73%	86%	87%	85%	86%	69%	96%	75%	91%	69%	81%	57%	79%
3.1	Distinct Patients where Initial Mental Health Assessment <= 72 hours from Referral to Mental Health	106	16	69	16	11	44	3	60	119	35	72	4	555
3.2	Distinct Patients with Referral to Mental Health	114	17	85	17	11	50	4	72	126	43	78	4	621
3.3	% of Distinct Patients where Initial Mental Health Assessment <= 72 hours from Referral to Mental Health	93%	94%	81%	94%	100%	88%	75%	83%	94%	81%	92%	100%	89%
4.1	Total Mental Health Encounters Seen	5130	507	1063	720	1541	837	288	1548	2421	886	738	200	15879
4.2	Total Mental Health Encounters Scheduled	8168	997	1866	1031	1953	1354	344	2726	3136	2079	1249	247	25150
4.3	% Mental Health Encounters Seen	63%	51%	57%	70%	79%	62%	84%	57%	77%	43%	59%	81%	63%
4.4	Distinct Patients Seen	4,329	459	995	626	1,384	787	265	1,422	2,184	819	686	166	14,122
	Distinct Patients Scheduled	7,282	904	1,897	919	1,759	1,255	315	2,585	2,822	1,821	1,165	205	22,929
	% of Distinct Patients Seen	59%	51%	52%	68%	79%	63%	84%	55%	77%	45%	59%	81%	62%
5.1	Total On-Island Specialty Encounters Seen	242	74	170	73	124	88	577	116	633	138	81	22	2338
5.2	Total On-Island Specialty Encounters Scheduled	823	226	488	180	321	258	821	235	1329	265	180	71	5197
5.3	% On-Island Specialty Encounters Seen	29%	33%	35%	41%	39%	34%	70%	49%	48%	52%	45%	31%	45%
5.4	Distinct Patients Seen	236	67	164	67	116	84	564	114	606	134	81	19	2,252
	Distinct Patients Scheduled	803	212	461	174	302	254	777	226	1,153	261	184	67	4,874
	% of Distinct Patients Seen	29%	32%	36%	39%	38%	33%	73%	50%	53%	51%	44%	28%	46%
6.1	Total Off-Island Specialty Encounters Seen	72	12	28	18	24	5	44	20	21	43	15	12	314
6.2	Total Off-Island Specialty Encounters Scheduled	192	52	52	28	77	36	105	65	65	94	38	24	828
6.3	% Off-Island Specialty Encounters Seen	38%	23%	54%	64%	31%	14%	42%	31%	32%	46%	39%	50%	38%
6.4	Distinct Patients Seen	49	11	20	14	19	5	33	15	15	35	13	8	237
	Distinct Patients Scheduled	153	44	47	24	60	31	61	50	57	74	29	14	644
	% of Distinct Patients Seen	32%	25%	43%	58%	32%	16%	54%	30%	26%	47%	45%	57%	37%



IV. Data Dictionary

A. Intake, Patient Safety, Preventable Hospitalizations and Preventable Errors in Medical Care, Follow-up Census

Metric	Metric Descriptions	Source	Definition
Intake	Total number of completed intakes	Electronic Health Record	Shows all medical intake encounters completed and locked in the EHR.
Patient Safety	Medication variances	Ascend/chart review	Total number of variances divided by total medication orders processed.
Preventable Hospitalizations and Preventable Errors in Medical Care	Unaddressed recommendations from preceding hospitalization resulting in current hospitalization/ Any patient with >= 2 hospitalizations within 30 days of one another	Chart Review	Denominator only includes patients where the current hospitalization occurs in the reporting quarter. Any patient whose current hospitalization occurred in a different quarter than the preceding (but still within 30 days) will be counted in the quarter of the current hospitalization.
Follow-Up Care	Average length of stay (days)	Electronic Health Record	For all BookCases in the census in date range, average length of stay in days.
	Average census for mental health	Electronic Health Record	For all BookCases in the census in date range, total with "M" designation divided by total census.
	Average length of stay for mental health (days)	Electronic Health Record	For all BookCases in the census in date range with "M", average length of stay in days.
	See "Follow-Up Utilization" dictionary.		

B. Follow-Up Utilization

Metric #	Metric Descriptions	Source	Definition
1	Total Sick Call Encounters Seen	Electronic Health Record	Shows all unscheduled medical encounters (Sick Call, Injury, Emergency) that were conducted by a clinician or nursing staff. Numerator

Metric #	Metric Descriptions	Source	Definition
2.1	Total Health Encounters Seen	Electronic Health Record	Shows all scheduled medical follow-up and nursing follow-up encounters that were conducted by a clinician or nursing staff. Numerator
2.2	Total Health Encounters Scheduled	Electronic Health Record	Shows all scheduled medical follow-up and nursing follow-up encounters scheduled irrespective of outcome. Denominator
2.3	% Health Encounters Seen	Electronic Health Record	Metrics 2.1 divided by 2.2
2.4	Total Health Encounters Detail Data	Electronic Health Record	<p>Distinct Patients Seen: For each date within report range, create cohort of distinct patients from encounters included in metric 2.1 and count patient once if any encounters are marked with Visit Status "Seen" regardless of total number of encounters and other visit statuses recorded.</p> <p>Distinct Patients Scheduled: For each date within report range, create cohort of distinct patients from encounters included in metric 2.2 and count patient once regardless of total number of encounters.</p>

Metric #	Metric Descriptions	Source	Definition
3.1	Total B/C where Initial Mental Health Assessment <= 72 hours from Referral to Mental Health	Electronic Health Record (BradH)	For all Book and Cases where an <u>initial referral</u> to mental health occurs in reporting month, total number of Book and Cases that had a Mental Health Intake or Psychiatric Assessment where encounter date was <= 72 hours from referral date.
3.2	Total B/C with Referral to Mental Health	Electronic Health Record (BradH)	All Book and Cases with an <u>initial referral</u> to mental health in reporting month.
3.3	% of B/C where Initial Mental Health Assessment <= 72 hours from Referral to Mental Health	Electronic Health Record (BradH)	Metric 3.1 divided by 3.2

Metric #	Metric Descriptions	Source	Definition
4.1	Total Mental Health Encounters Seen	Electronic Health Record	Shows all mental health encounters conducted. Numerator
4.2	Total Mental Health Encounters Scheduled	Electronic Health Record	Shows all mental health encounters scheduled irrespective of outcome. Denominator
4.3	% Mental Health Encounters Seen	Electronic Health Record	Metric 4.1 divided by 4.2
4.4	Total Mental Health Encounters Detail Data	Electronic Health Record	<p>Distinct Patients Seen: For each date within report range, create cohort of distinct patients from encounters included in metric 4.1 and count patient once if any encounters are marked with Visit Status "Seen" regardless of total number of encounters and other visit statuses recorded.</p> <p>Distinct Patients Scheduled: For each date within report range, create cohort of distinct patients from encounters included in metric 4.2 and count patient once regardless of total number of encounters.</p>

Metric #	Metric Descriptions	Source	Definition
5.1	Total On-Island Specialty Encounters Seen	Electronic Health Record	Total encounters conducted for specialties: Audiology, Cardiology, Dermatology, Dialysis, ENT, Gynecology, Hand Specialist, ID Specialist, Nephrology, Neurology, Optometry, Orthopedic, Podiatry, Post Partum, Pre-Natal, Rehab Physical Therapy, Reproduction, Surgery. <u>Shows all scheduled on-island specialty encounters conducted by a provider. Numerator</u>
5.2	Total On-Island Specialty Encounters Scheduled	Electronic Health Record	Total encounters scheduled for specialties: Audiology, Cardiology, Dermatology, Dialysis, ENT, Gynecology, Hand Specialist, ID Specialist, Nephrology, Neurology, Optometry, Orthopedic, Podiatry, Post Partum, Pre-Natal, Rehab Physical Therapy, Reproduction, Surgery and any Visit Status. <u>Shows all on-island specialty encounters whether or not they were conducted by a provider. Denominator</u>
5.3	% On-Island Specialty Encounters Seen	Electronic Health Record	Metric 5.1 divided by 5.2
5.4	Total On-Island Specialty Encounters Detail Data	Electronic Health Record	<p>Distinct Patients Seen: For each date within report range, create cohort of distinct patients from encounters included in metric 5.1 and count patient once if any encounters are marked with Visit Status "Seen" regardless of total number of encounters and other visit statuses recorded.</p> <p>Distinct Patients Scheduled: For each date within report range, create cohort of distinct patients from encounters included in metric 5.2 and count patient once regardless of total number of encounters.</p>

Metric #	Metric Descriptions	Source	Definition
6.1	Total Off-Island Specialty Encounters Seen	Electronic Health Record	Total encounters conducted at hospital for off-island specialties: Audiology, Breast, Cardiology, Cardiovascular, Chest, Dermatology, Endocrinology, ENT, Gastroenterology, General Surgery, Gynecology, Hand, Hematology, ID/Virology, Neurosurgery, Oncology, Ophthalmology, Oral Surgery, Orthopedic, Pain Management, Plastic Surgery, Podiatry, Renal, Rheumatology, Trauma, Urology, Vascular. <u>Shows all off-island specialty encounters conducted at hospital by a provider. Numerator</u>
6.2	Total Off-Island Specialty Encounters Scheduled	Electronic Health Record	Total encounters scheduled at hospital for off-island specialties: Audiology, Breast, Cardiology, Cardiovascular, Chest, Dermatology, Endocrinology, ENT, Gastroenterology, General Surgery, Gynecology, Hand, Hematology, ID/Virology, Neurosurgery, Oncology, Ophthalmology, Oral Surgery, Orthopedic, Pain Management, Plastic Surgery, Podiatry, Renal, Rheumatology, Trauma, Urology, Vascular. <u>Shows all off-island specialty encounters whether or not they were conducted by a provider.</u>
6.3	% Off-Island Specialty Encounters Seen	Electronic Health Record	Metric 6.1 divided by 6.2
6.4	Total Off-Island Specialty Encounters Detail Data	Electronic Health Record	<p>Distinct Patients Seen: For each date within report range, create cohort of distinct patients from encounters included in metric 6.1 and count patient once if any encounters are marked with Visit Status "Seen" regardless of total number of encounters and other visit statuses recorded.</p> <p>Distinct Patients Scheduled: For each date within report range, create cohort of distinct patients from encounters included in metric 6.2 and count patient once regardless of total number of encounters.</p>