

**DAILY REPORT**

1/11/2023

(Data from Tuesday, January 10, 2023)

SINGLE ADULTS	
Drop-in Center Clients Served	596
Drop-in Center Overnight Census	206
Faith Bed Census	19
Outreach Contacts	417
Outreach Placements	32
Safe Haven Utilization	1531
Veterans In Short-term Housing	225
Criminal Justice Short-term Housing (Note: This count is also included in the <b>TOTAL SHELTER CENSUS</b> )	150

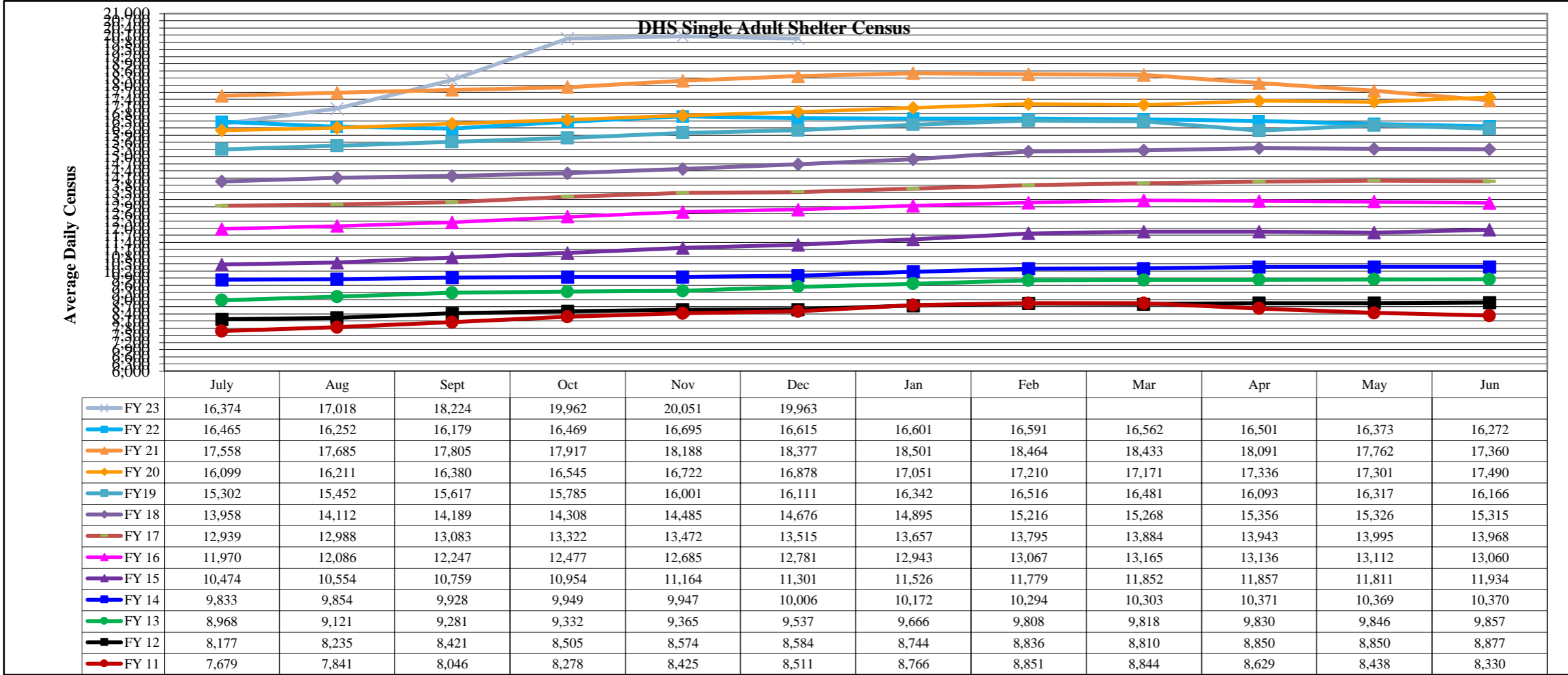
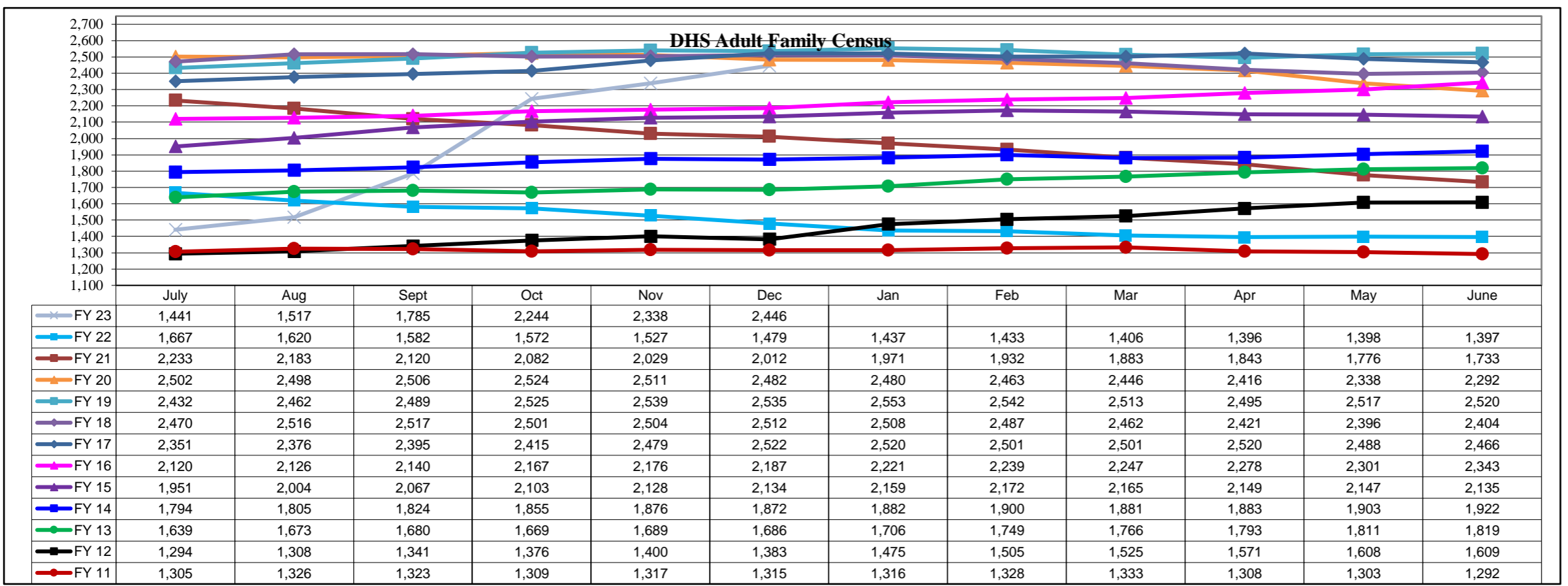
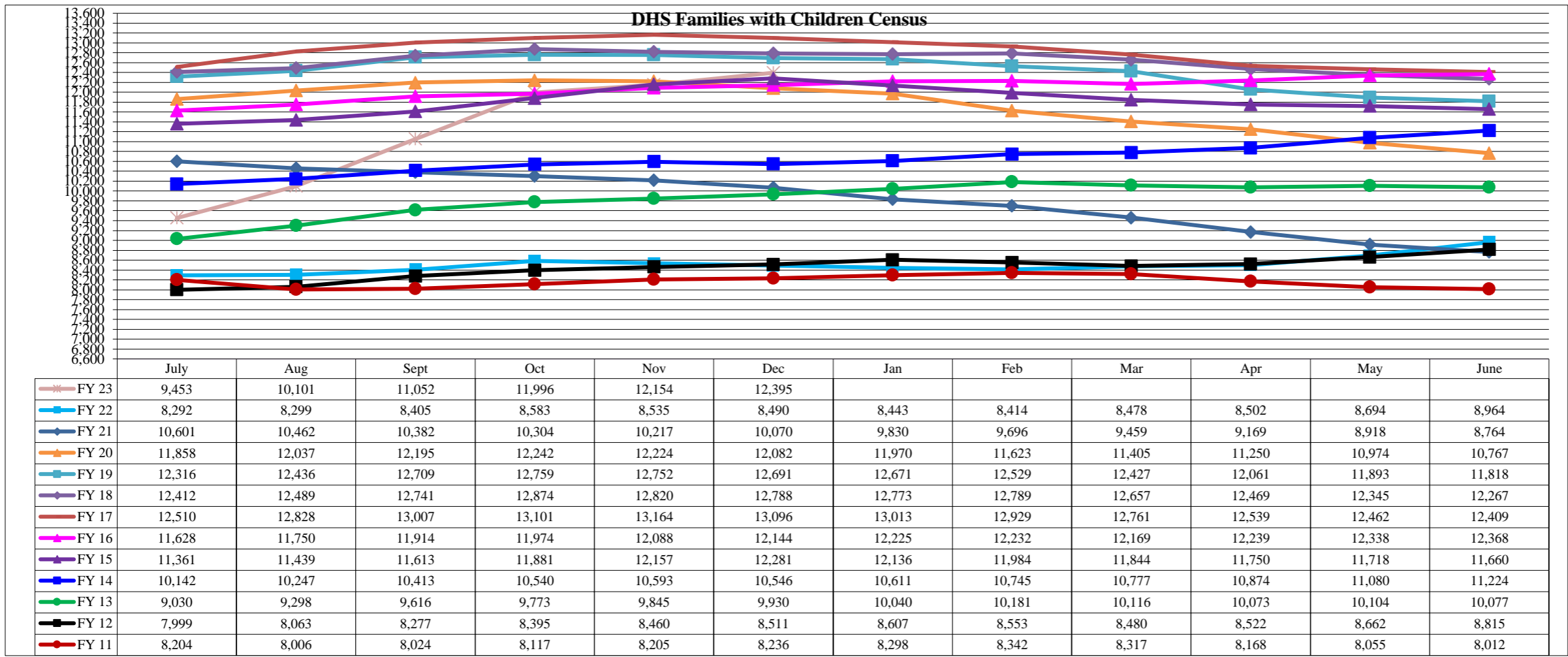
FAMILY INTAKE	
Families with Children Requesting Temporary Housing	143
Adult Families Requesting Temporary Housing	28
Families Placed in Overnight Accommodations	0
Families w/children at PATH Overnight (pre 10PM)	0

TOTAL SHELTER CENSUS	
Adults	46,066
Children	22,371
<b>Total Individuals</b>	<b>68,437</b>

SINGLE ADULTS	
Men	16,170
Women	4,373
<b>Total Single Adults</b>	<b>20,543</b>

FAMILIES WITH CHILDREN	
<b>Families</b>	13,051
Adults	19,893
Children	22,371
<b>Individuals</b>	<b>42,264</b>

ADULT FAMILIES CENSUS	
<b>Families</b>	2,649
<b>Individuals (Adults)</b>	<b>5,630</b>



\*Due to data conversion the average monthly census for December 2011 and January 2012 for Families with Children and Adult Families is based upon data for a partial month.