

DAILY REPORT

6/1/2021

(Data from Monday, May 31, 2021)

SINGLE ADULTS	
Drop-in Center Clients Served	296
Drop-in Center Overnight Census	112
Faith Bed Census	23
Outreach Contacts	144
Outreach Placements	4
Safe Haven Utilization	1071
Veterans In Short-term Housing	205
Criminal Justice Short-term Housing	93

(5 of 6 sites reported)
 (5 of 6 sites reported)
 (5 of 6 sites reported)

FAMILY INTAKE	
Families Requesting Temporary Housing at PATH	47
Adult Families Requesting Temporary Housing at AFIC	3
Families Placed in Overnight Accommodations	0
Families w/children at PATH Overnight (pre 10PM)	0

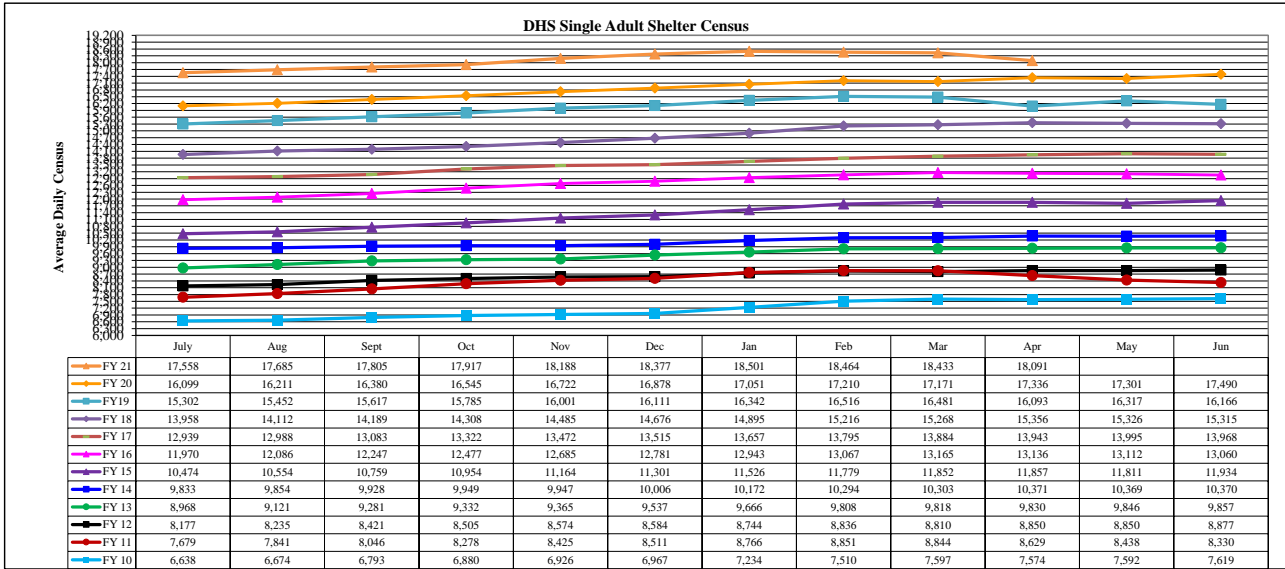
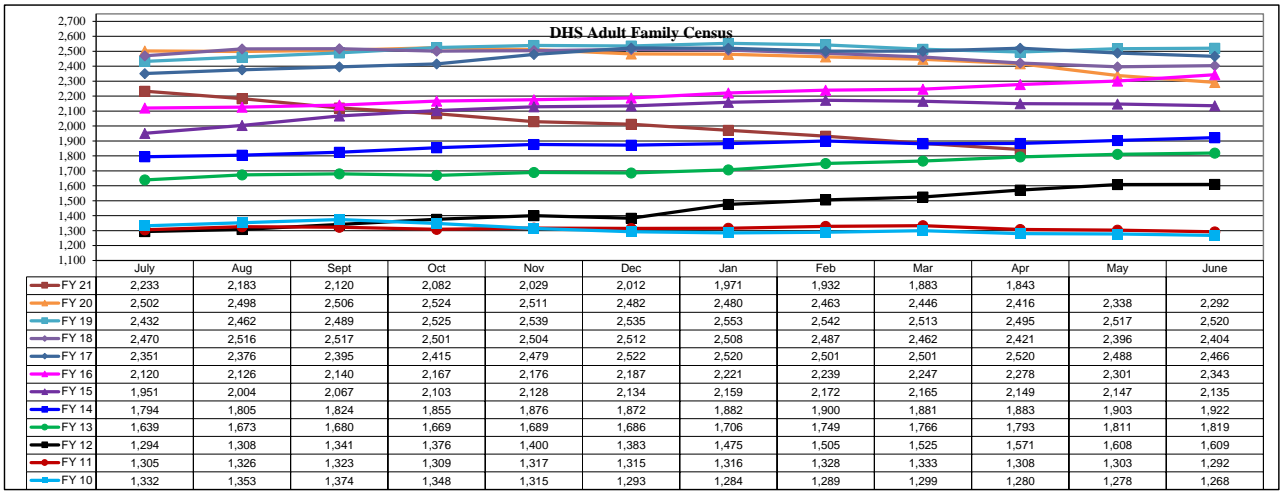
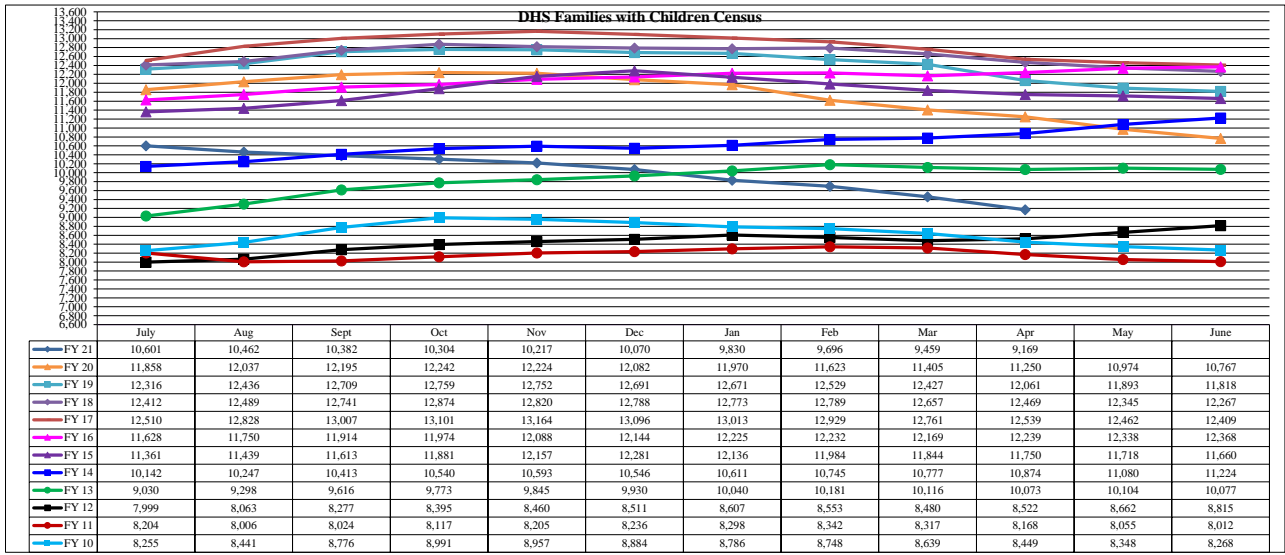
TOTAL SHELTER CENSUS	
Adults	32,887
Children	15,341
Total Individuals	48,228

SINGLE ADULTS	
Men	13,317
Women	4,266
Total Single Adults	17,583

FAMILIES WITH CHILDREN	
Families	8,872
Adults	11,629
Children	15,341
Individuals	26,970

ADULT FAMILIES CENSUS	
Families	1,748
Individuals (Adults)	3,675

x



*Due to data conversion the average monthly census for December 2011 and January 2012 for Families with Children and Adult Families is based upon data for a partial month.