

DAILY REPORT

8/12/2021

(Data from Wednesday, August 11, 2021)

SINGLE ADULTS	
Drop-in Center Clients Served	419
Drop-in Center Overnight Census	151
Faith Bed Census	23
Outreach Contacts	278
Outreach Placements	9
Safe Haven Utilization	1052
Veterans In Short-term Housing	161
Criminal Justice Short-term Housing	110

FAMILY INTAKE	
Families Requesting Temporary Housing at PATH	110
Adult Families Requesting Temporary Housing at AFIC	14
Families Placed in Overnight Accommodations	0
Families w/children at PATH Overnight (pre 10PM)	0

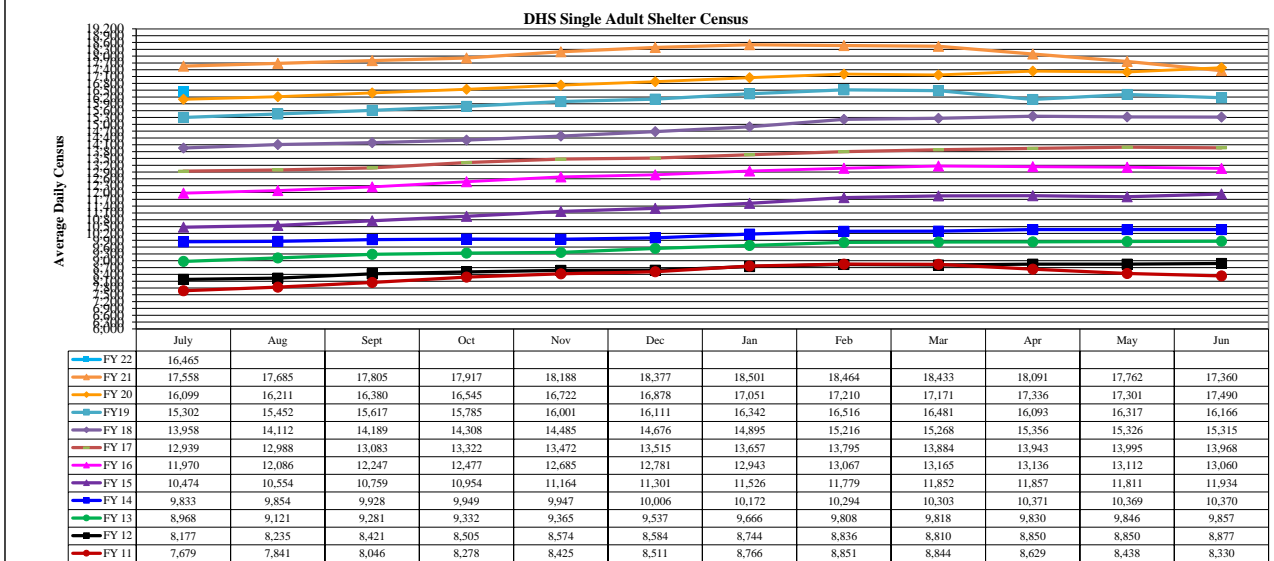
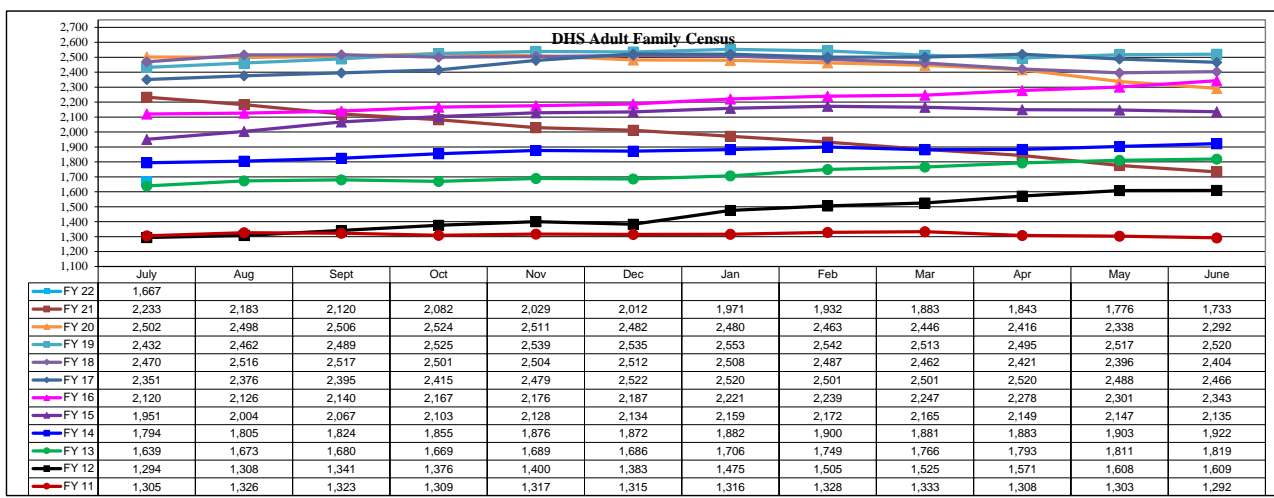
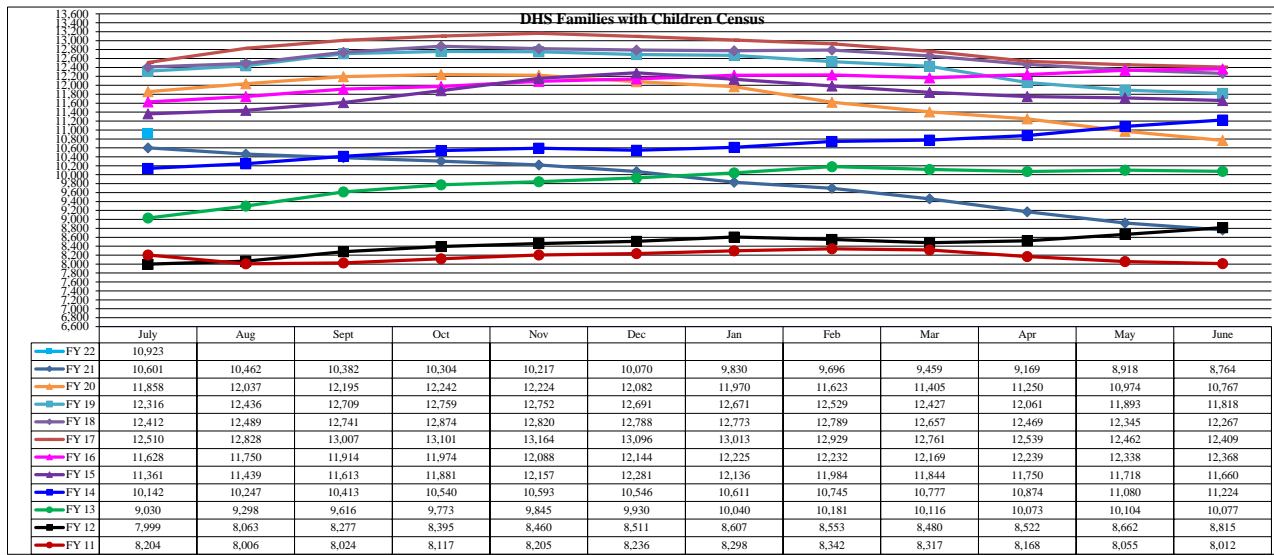
TOTAL SHELTER CENSUS	
Adults	30,764
Children	14,527
Total Individuals	45,291

SINGLE ADULTS	
Men	12,295
Women	4,045
Total Single Adults	16,340

FAMILIES WITH CHILDREN	
Families	8,317
Adults	10,965
Children	14,527
Individuals	25,492

ADULT FAMILIES CENSUS	
Families	1,647
Individuals (Adults)	3,459

x



*Due to data conversion the average monthly census for December 2011 and January 2012 for Families with Children and Adult Families is based upon data for a partial month.