

**DAILY REPORT**

3/2/2020

(Data from Sunday, March 01, 2020)

Code Blue

SINGLE ADULTS	
Drop-in Center Clients Served	479
Drop-in Center Overnight Census	175
Faith Bed Census	139
Outreach Contacts	399
Outreach Placements	20
Safe Haven Utilization	1058
Veterans In Short-term Housing	238
Criminal Justice Short-term Housing	212

Incomplete (4)

Incomplete (4)

Incomplete (4)

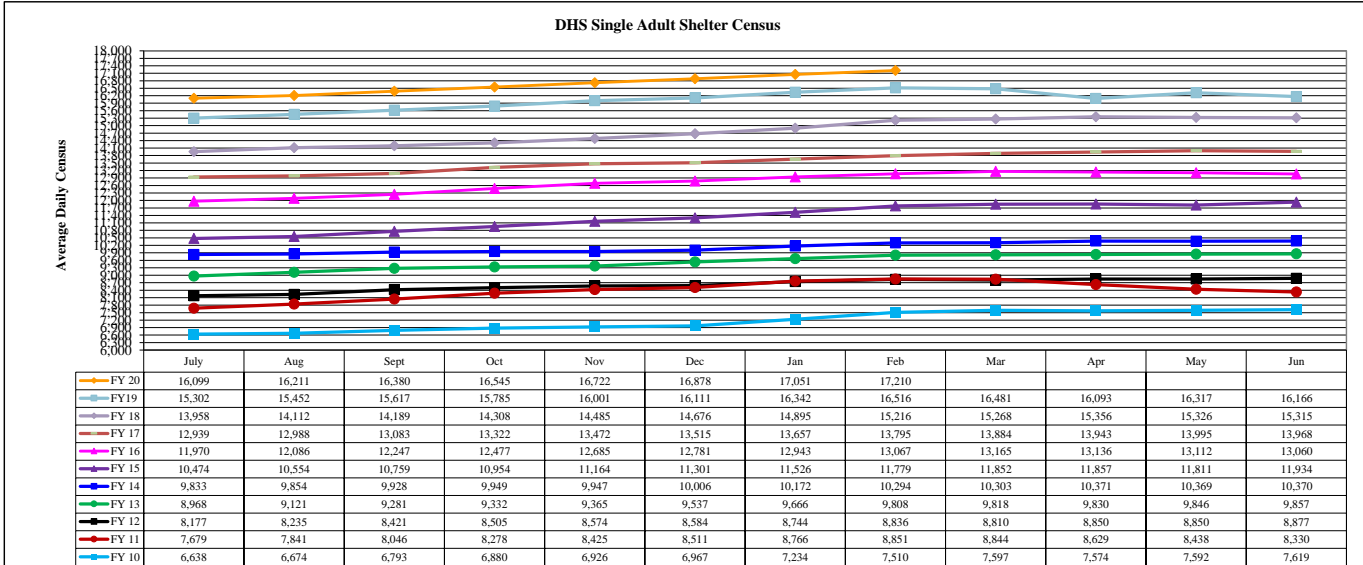
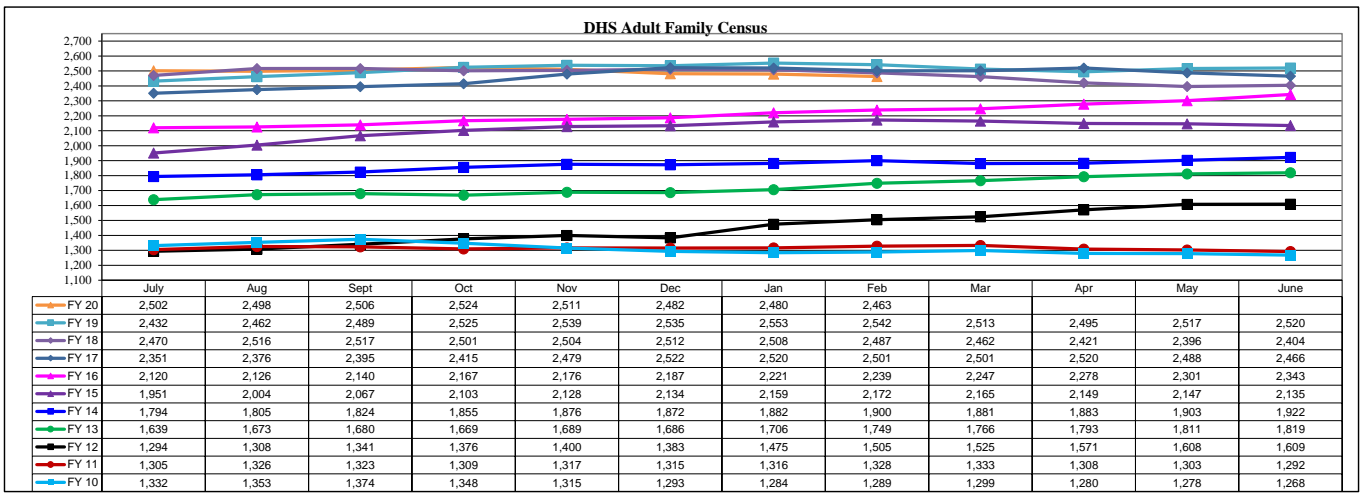
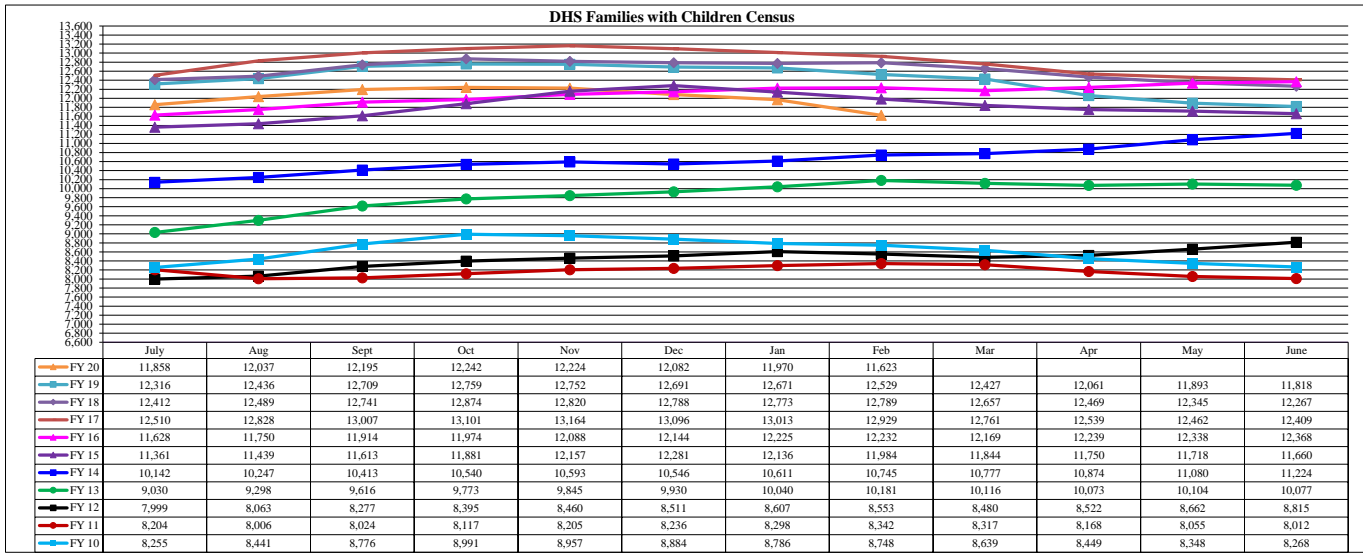
FAMILY INTAKE	
Families Requesting Temporary Housing at PATH	27
Adult Families Requesting Temporary Housing at AFIC	10
Families Placed in Overnight Accommodations	0
Families w/children at PATH Overnight (pre 10PM)	0

TOTAL SHELTER CENSUS	
Adults	37,799
Children	20,652
<b>Total Individuals</b>	<b>58,451</b>

SINGLE ADULT SHELTER CENSUS	
Men	12,552
Women	4,683
<b>Total Single Adults</b>	<b>17,235</b>

FAMILIES WITH CHILDREN CENSUS	
<b>Families</b>	11,498
Adults	15,425
Children	20,652
<b>Individuals</b>	<b>36,077</b>

ADULT FAMILIES CENSUS	
<b>Families</b>	2,436
<b>Individuals (Adults)</b>	<b>5,139</b>



\*Due to data conversion the average monthly census for December 2011 and January 2012 for Families with Children and Adult Families is based upon data for a partial month.