

From: DCPI [<mailto:DCPI@nypd.org>]
Sent: Monday, January 04, 2016 1:21 PM
To: DCPI
Subject: CRIME PRESS RELEASE - FINAL



Police Department City of New York
(646) 610-6700

William J. Bratton, Police Commissioner
Stephen P. Davis, Deputy Commissioner, Public Information



FOR IMMEDIATE RELEASE

January 4, 2016

Overall crime down 5.8% since January of 2014; 1.7% in 2015

New York, New York—The New York City Police Department released 2015 crime totals for the seven major index crimes. Overall index crime in the city fell by 1.7% when compared to 2014 and crime since January 2014 has decreased 5.8% overall. Based on these preliminary crime numbers, 2015 shows the lowest yearly crime numbers ever in the modern Compstat era.

The past two years have seen record lows in several major crime categories. In 2014, New York City marked the lowest murder and robbery rates in 50 years. Burglary and grand larceny auto were at their lowest levels in more than 50 years in 2015.

“At this point, 2015 marks the safest year in the modern history in New York City,” said Police Commissioner William J. Bratton. “Since 1993, we have experienced more than a seventy-five percent decrease in crime and an eighty-one percent decrease in murders. Today, we are practicing precision-policing focused on addressing the pockets of crime that remain, while exercising discretion in enforcement and reducing the number of enforcement encounters across the city.”

“Last year’s record low crime rate is further proof that the NYPD is the best police force in the world. I want to commend the strong women and men of the NYPD and Commissioner Bratton for protecting our city from all forms of crime,” said Mayor Bill de Blasio. “Thanks to the NYPD, we have closed out the year as the safest big city in the nation while continuing to build bridges between the police and community. And next year, we won’t stop working to ensure our officers have the equipment, support, and resources they need to continue protecting our residents each day.”

"The New York City Council is fully committed to providing the NYPD with the resources it needs to continue to keep New Yorkers safe," said Speaker Mark-Viverito. "From successfully advocating to hire 1,300 additional new officers, to investing in new bullet-resistant vests and strengthening police and community relations, the Council remains focused on keeping New Yorkers- and the officers who protect us- safe. I'm proud crime rates are down to historic lows and commend Commissioner Bratton and the courageous men and women of the NYPD for their selfless dedication to making New York City the strongest, safest big City in the world."

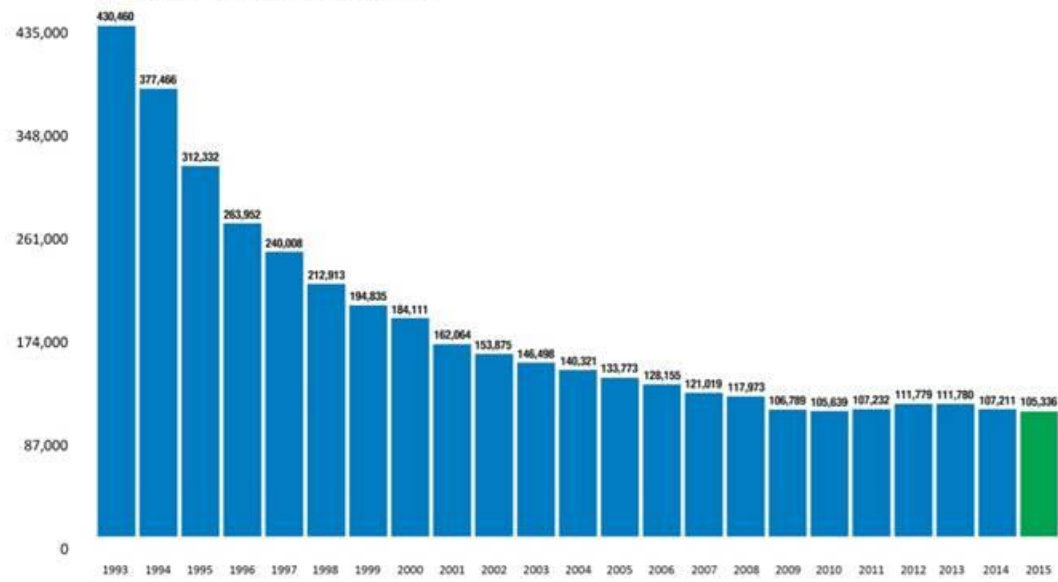
Housing crime represented 5% of the city’s crime in 2015 and was up less than 1% overall from 2014. Transit crime represented 2% of the city’s total crime in 2015; although up 10% percent in 2015, transit crime is down 5% since January of 2014. Three of five boroughs experienced a decrease in crime.

The shootings that still occur in New York City are predominately committed by those with criminal histories. In 2005, 84% of shooters arrested, 78% of homicide victims, and 79% of shooting victims had a criminal history.

These numbers are preliminary and subject to change.



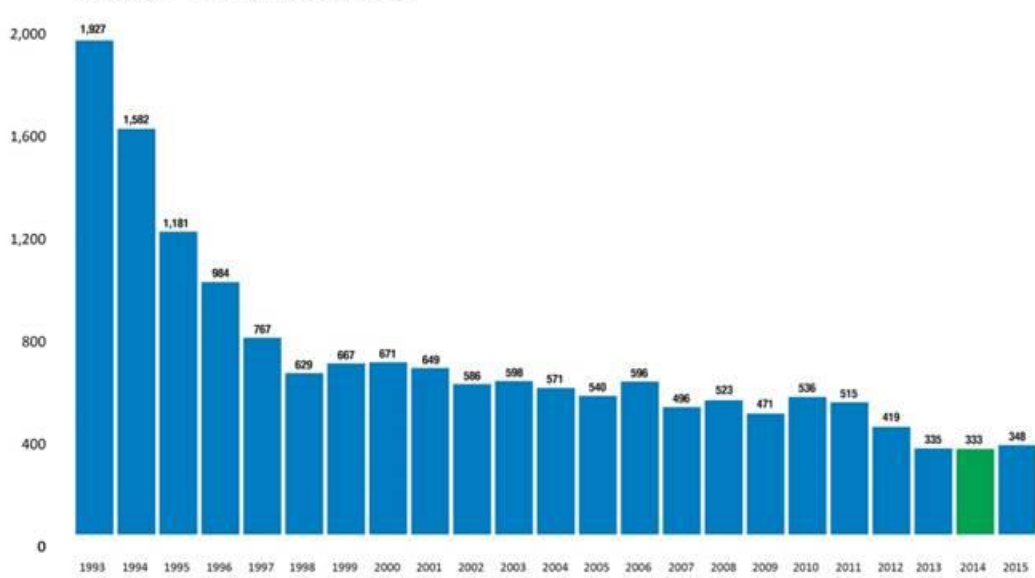
Overall Crime January 1st through December 31st



Data preliminary as of 1/4/16



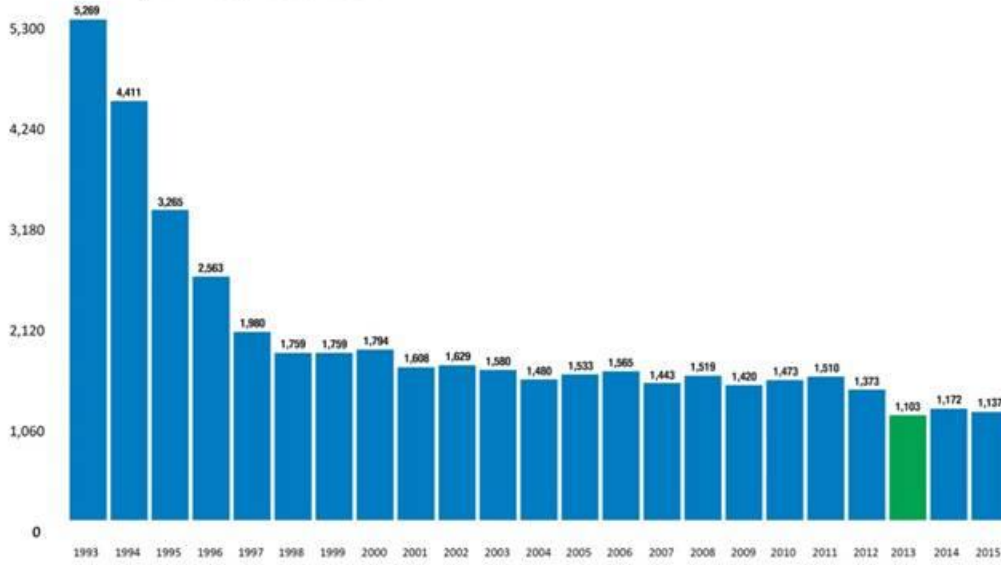
Murder January 1st through December 31st



Data preliminary as of 1/4/16



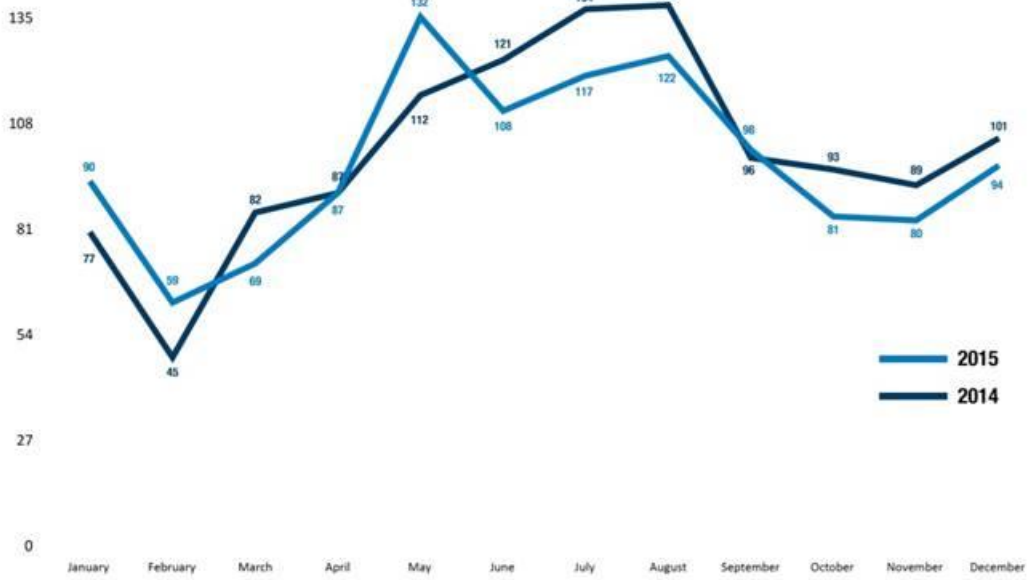
Shootings January 1st through December 31st



Data preliminary as of 1/4/16



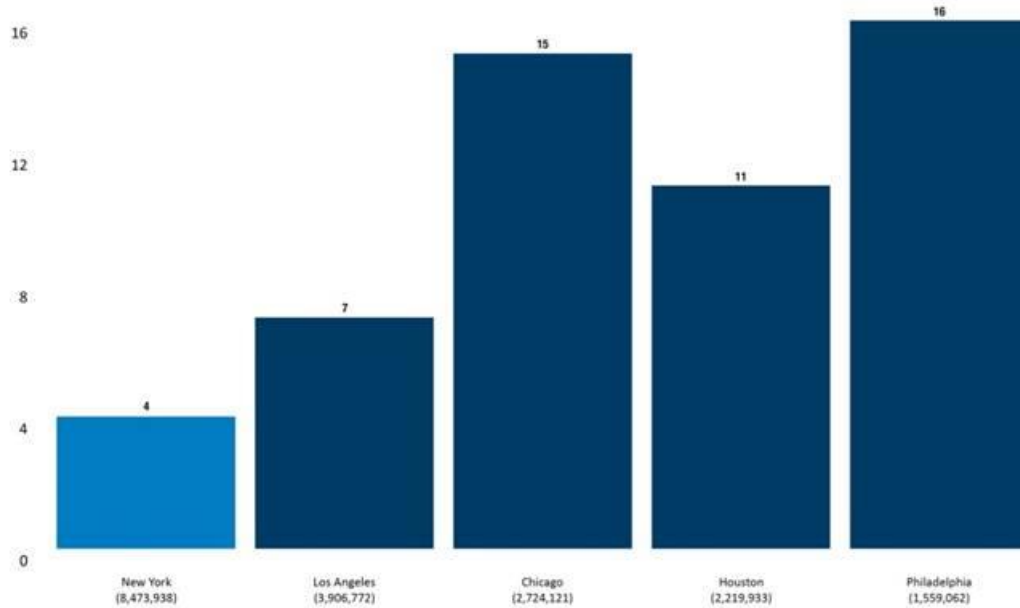
Shooting Incidents 2015 By Month



Data preliminary as of 1/4/16



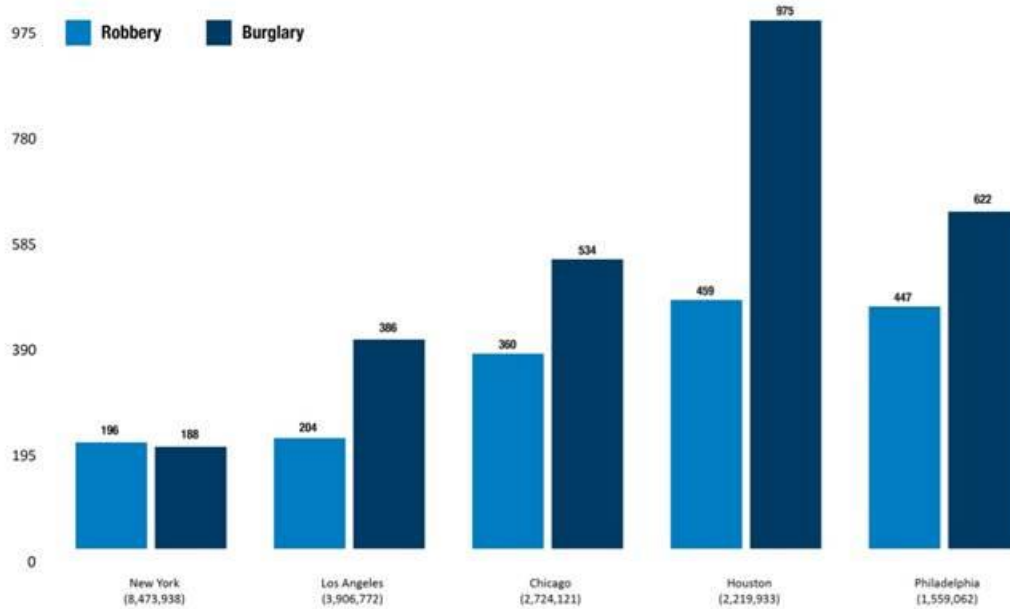
Murder Rates Per 100K NYC vs LA vs Chicago vs Houston vs Philly, 2014



Data preliminary as of 1/4/16



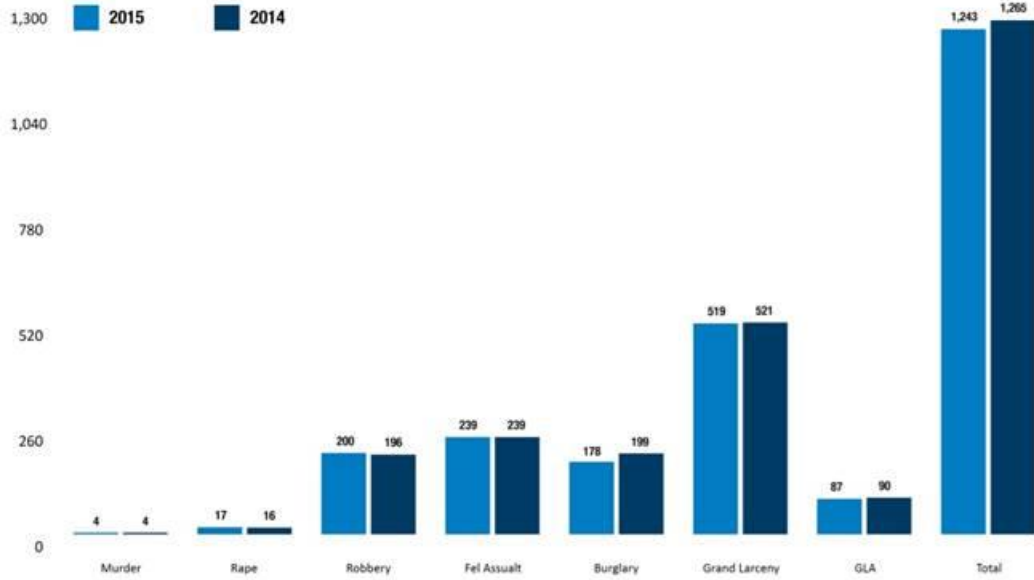
Robbery & Burglary Rates Per 100K NYC vs LA vs Chicago vs Houston vs Philly, 2014



Data preliminary as of 1/4/16



NYC Per 100K 7 Majors, 2014 vs 2015



Data preliminary as of 1/4/16

###